

**ILLUSTRATED
PARTS CATALOG
AA-1C
T-CAT & LYNX
1977/78 MODELS**



GRUMMAN AMERICAN



**ISSUED: JAN 15/1977
REVISED: JAN 15/1978**

GRUMMAN AMERICAN AVIATION CORPORATION

P.O. BOX 2206

SAVANNAH, GEORGIA 31402

Copyright 1978 Grumman American Aviation Corporation, Savannah, Ga.

©

Copyright 1978

All rights reserved, including the right to reproduce this publication. No part may be reproduced, stored in any retrieval system, or transmitted in any part or form or by any means, electronic, photocopying, microfilm, microfiche, mechanical, or otherwise, without prior written permission of Grumman American.

GRUMMAN AMERICAN AVIATION
AA-1C
ILLUSTRATED PARTS CATALOG

LIST OF EFFECTIVE PAGES

CHAPTER/ SECTION	PAGE	DATE	CHAPTER/ SECTION	PAGE	DATE
Cover Page			24	1	Jan 15/77
List of Effective Pages	1	Jan 15/78		2	Jan 15/77
	2	Jan 15/78		3	Jan 15/77
	3	Jan 15/78		4	Jan 15/78
Record of Revisions				5 Blank	Jan 15/77
Record of Temporary Revisions				6	Jan 15/77
				7	Jan 15/77
				8	Jan 15/77
				9	Jan 15/77
				10 Blank	Jan 15/77
Table of Contents	1	Jan 15/77	25	1	Jan 15/77
	2 Blank	Jan 15/77		2	Jan 15/77
Introduction	1	Jan 15/77		3	Jan 15/77
	2	Jan 15/77		4	Jan 15/77
	3	Jan 15/77		5	Jan 15/77
	4	Jan 15/77		6	Jan 15/77
	5	Jan 15/77		7 Blank	Jan 15/77
	6	Jan 15/77		8	Jan 15/77
	7	Jan 15/77		9	Jan 15/77
	8	Jan 15/77		10	Jan 15/78
Numerical Index	1	Jan 15/77		11	Jan 15/78
	2	Jan 15/77		12	Jan 15/78
	3	Jan 15/77		13	Jan 15/77
	4	Jan 15/77		14	Jan 15/77
	5	Jan 15/77		15	Jan 15/77
	6	Jan 15/77		16	Jan 15/77
	7	Jan 15/77		17	Jan 15/78
	8	Jan 15/77		18	Jan 15/77
	9	Jan 15/77		19	Jan 15/77
	10	Jan 15/77		20	Jan 15/78
	11	Jan 15/77		21	Jan 15/78
	12	Jan 15/77		22 Blank	Jan 15/77
	13	Jan 15/77	27	1	Jan 15/77
	14 Blank	Jan 15/77		2	Jan 15/77
11	1	Jan 15/77		3	Jan 15/77
	2	Jan 15/78		4	Jan 15/78
	3	Jan 15/78		5	Jan 15/78
	4	Jan 15/78		6	Jan 15/78
12	1	Jan 15/78		7 Blank	Jan 15/77
	2	Jan 15/77		8	Jan 15/77
	3	Jan 15/77		9	Jan 15/77
	4	Jan 15/77		10	Jan 15/77
	5	Jan 15/77		11	Jan 15/77
	6	Jan 15/77		12	Jan 15/77
	7	Jan 15/77		13	Jan 15/77
	8	Jan 15/77		14	Jan 15/77
	9	Jan 15/77		15 Blank	Jan 15/77
	10	Jan 15/78		16	Jan 15/77
	11	Jan 15/78		17	Jan 15/77
	12 Blank	Jan 15/78		18	Jan 15/77
21	1	Jan 15/77		19	Jan 15/77
	2	Jan 15/77		20	Jan 15/77
	3	Jan 15/78		21	Jan 15/77
	4	Jan 15/78		22	Jan 15/77
	5	Jan 15/78		23	Jan 15/78
	6	Jan 15/77		24	Jan 15/77
	7	Jan 15/77		25 Blank	Jan 15/77
	8 Blank	Jan 15/77		26	Jan 15/77
				27	Jan 15/77
				28	Jan 15/77
				29	Jan 15/77

CHAPTER/ SECTION	PAGE	DATE	CHAPTER/ SECTION	PAGE	DATE	
28	1	Jan 15/77	33	10	Jan 15/77	
	2	Jan 15/78		11	Jan 15/78	
	3	Jan 15/78		12	Jan 15/77	
	4	Jan 15/77		13	Jan 15/77	
	5 Blank	Jan 15/77		14	Jan 15/78	
	6	Jan 15/78		15	Jan 15/78	
	7	Jan 15/78		16 Blank	Jan 15/78	
	8	Jan 15/77		34	1	Jan 15/77
	9	Jan 15/78			2	Jan 15/77
	10	Jan 15/77			3	Jan 15/78
	11	Jan 15/77			4	Jan 15/78
	12	Jan 15/77			5	Jan 15/78
	13	Jan 15/78			6	Jan 15/78
	14	Jan 15/77			7	Jan 15/78
	15	Jan 15/77			8	Jan 15/77
	16 Blank	Jan 15/77			9 Blank	Jan 15/77
30	1	Jan 15/78	10		Jan 15/78	
	2	Jan 15/77	11	Jan 15/78		
	3	Jan 15/78	12	Jan 15/78		
	4 Blank	Jan 15/78	13 Blank	Jan 15/77		
	5 Blank	Jan 15/78	14	Jan 15/77		
	6	Jan 15/77	15	Jan 15/78		
	7	Jan 15/77	16	Jan 15/78		
	8 Blank	Jan 15/77	17	Jan 15/78		
32	1	Jan 15/77	18	Jan 15/77		
	2	Jan 15/77	19	Jan 15/77		
	3	Jan 15/77	20 Blank	Jan 15/77		
	4	Jan 15/78	37	1	Jan 15/77	
	5	Jan 15/78		2	Jan 15/77	
	6	Jan 15/77		3	Jan 15/77	
	7	Jan 15/77		4 Blank	Jan 15/77	
	8	Jan 15/77		52	1	Jan 15/77
	9 Blank	Jan 15/77			2	Jan 15/78
	10	Jan 15/78			3	Jan 15/78
	11	Jan 15/78			4	Jan 15/78
	12	Jan 15/77	5 Blank		Jan 15/77	
	13	Jan 15/77	6		Jan 15/77	
	14	Jan 15/78	7		Jan 15/77	
	15	Jan 15/78	8		Jan 15/77	
	16	Jan 15/77	9		Jan 15/77	
	17	Jan 15/77	10		Jan 15/77	
	18	Jan 15/77	11		Jan 15/77	
	19	Jan 15/77	12 Blank		Jan 15/77	
	20	Jan 15/77	53	1	Jan 15/78	
	21	Jan 15/77		2	Jan 15/78	
	22	Jan 15/78		3	Jan 15/77	
23	Jan 15/78	4		Jan 15/77		
24	Jan 15/77	5		Jan 15/77		
25	Jan 15/77	6		Jan 15/78		
26	Jan 15/78	7		Jan 15/78		
27	Jan 15/78	8		Jan 15/77		
28 Blank	Jan 15/77	9	Jan 15/77			
33	1	Jan 15/78	10	Jan 15/78		
	2	Jan 15/77	11 Blank	Jan 15/77		
	3	Jan 15/78	12	Jan 15/78		
	4	Jan 15/77	13	Jan 15/78		
	5	Jan 15/77	14	Jan 15/77		
	6	Jan 15/77	15	Jan 15/78		
	7	Jan 15/78	16	Jan 15/77		
	8	Jan 15/78	17	Jan 15/78		
	9	Jan 15/78				

GRUMMAN AMERICAN AVIATION

AA-1C

ILLUSTRATED PARTS CATALOG

CHAPTER/ SECTION	PAGE	DATE	CHAPTER/ SECTION	PAGE	DATE
53	18	Jan 15/77	71	18	Jan 15/77
Continued	19 Blank	Jan 15/77	Continued	19	Jan 15/77
	20	Jan 15/77		20	Jan 15/77
	21	Jan 15/77		21	Jan 15/77
	22	Jan 15/77		22	Jan 15/77
	23	Jan 15/78		23	Jan 15/77
	24 Blank	Jan 15/78		24	Jan 15/77
	25 Deleted	Jan 15/78		25	Jan 15/77
	26 Deleted	Jan 15/78		26	Jan 15/77
				27	Jan 15/77
55	1	Jan 15/77		28 Blank	Jan 15/77
	2	Jan 15/77			
	3	Jan 15/77	77	1	Jan 15/77
	4	Jan 15/78		2	Jan 15/77
	5	Jan 15/77		3	Jan 15/77
	6	Jan 15/78		4	Jan 15/77
				5	Jan 15/77
56	1	Jan 15/77		6 Blank	Jan 15/77
	2	Jan 15/77			
	3	Jan 15/77	79	1	Jan 15/77
	4	Jan 15/77		2	Jan 15/77
	5	Jan 15/77		3	Jan 15/77
	6 Blank	Jan 15/77		4 Blank	Jan 15/77
57	1	Jan 15/77			
	2	Jan 15/77			
	3	Jan 15/77			
	4	Jan 15/78			
	5	Jan 15/78			
	6	Jan 15/78			
	7 Blank	Jan 15/77			
	8	Jan 15/78			
	9	Jan 15/78			
	10	Jan 15/78			
	11	Jan 15/77			
	12	Jan 15/78			
	13	Jan 15/78			
	14	Jan 15/77			
	15	Jan 15/77			
	16	Jan 15/77			
	17	Jan 15/77			
	18 Blank	Jan 15/77			
61	1	Jan 15/77			
	2	Jan 15/77			
	3	Jan 15/78			
	4 Blank	Jan 15/77			
71	1	Jan 15/77			
	2	Jan 15/77			
	3	Jan 15/77			
	4	Jan 15/77			
	5	Jan 15/78			
	6	Jan 15/77			
	7	Jan 15/78			
	8	Jan 15/77			
	9	Jan 15/77			
	10	Jan 15/77			
	11	Jan 15/78			
	12	Jan 15/78			
	13 Blank	Jan 15/77			
	14	Jan 15/77			
	15	Jan 15/77			
	16	Jan 15/78			
	17	Jan 15/78			

TABLE OF CONTENTS

SECTION		CHAPTER NUMBER
I	INTRODUCTION	
II	NUMERICAL INDEX	
III	DETAILED PARTS LIST	
	AIRCRAFT GENERAL	
	Placards and Markings	11
	Servicing	12
	AIRFRAME SYSTEMS	
	Cabin Heating and Ventilation	21
	Electrical Power	24
	Equipment and Furnishings	25
	Flight Controls	27
	Fuel	28
	Ice and Rain Protection	30
	Landing Gear	32
	Lights	33
	Navigation Lights	34
	Vacuum System	37
	STRUCTURE	
	Doors	52
	Fuselage	53
	Stabilizers	55
	Windows	56
	Wings	57
	POWER PLANT	
	Propeller	61
	Power Plant	71
	Engine Indicating	77
	Oil	79

SECTION I

INTRODUCTION

1. GENERAL

This Illustrated Parts Catalog provides an illustrated breakdown of parts necessary for the support and maintenance of the model AA-1C aircraft. The Illustrated Parts Catalog is intended as an aid in the identification and requisition of replaceable units and assemblies. Units and assemblies are illustrated in normal assembly and disassembly relationships, and the parts are listed in disassembly order where such a relationship exists.

Breakdown of subassemblies is limited to those components and parts where optimum maintenance practices and other considerations dictate replacement of components and parts rather than replacement of the subassembly as a whole. Assemblies held together by bonding and weldments are not broken down except for seals, rub strips, nut plates and other readily replaceable components. The Illustrated Parts Catalog is intended as a companion document to the AA-1C Maintenance Manual and contains all parts information for which maintenance practices coverage has been provided.

The Illustrated Parts Catalog is organized into aircraft systems, a combination of related components which perform a specific function.

2. TABLE OF CONTENTS

The Table of Contents is located immediately following the List of Effective Pages in the front of this book. The Table of Contents lists the section and chapter titles contained in this catalog.

Each chapter of Section III contains its own Table of Contents.

3. SECTION I – INTRODUCTION

Section I contains information applicable to the Illustrated Parts Catalog as a whole. Specific information and explanations useful in locating, identifying, and obtaining parts are included.

4. SECTION II – NUMERICAL INDEX

The Numerical Index is a tabular alpha-numeric listing of all part numbers included in the Detailed Parts List, and the Chapter, Figure, and Index number where these part numbers appear. Except for standard fastener items, the part numbers are shown for each entry. Standard fastener items (attaching parts) such as nuts, bolts, washers, rivets, screws, and other items which may be used in many locations on the aircraft are listed with AR (As Required) with no reference to chapter, figure, or item number.

5. SECTION III – DETAIL PARTS LIST

The Detail Parts List consists of parts listings and related figures necessary for the support of the aircraft. The information is arranged into five major groups: Aircraft General, Airframe Systems, Structure, Propeller, and Power Plant. The five groups are further broken down into chapters and figures in accordance with Air Transport Association of America Specification No. 100 – Manufacturers Technical Data.

A. FIGURES

The figures are comprised of general or exploded views of the component or system under consideration. Numbered leader lines are used to point out parts or assemblies, and the numbers correspond to those found in the "Figure and Index No." column of the Detailed Parts List. To keep the quantity of index numbers on a given figure to a minimum, one or more of the following methods may be used:

- (1) A detail view may be included to portray components hidden from view or of sufficient complexity to require further breakdown. In such cases, a bold letter is included on the basic figure to locate the detail view, and a corresponding letter is used to identify the detail drawing.
- (2) One index number may be assigned to parts that are opposite (left-hand and right-hand) but not interchangeable. In these cases, the opposite part or assembly is listed immediately beneath the one assigned an index number. The parts are differentiated by (LH) or (RH) in the "Nomenclature" column.
- (3) A single index number may be assigned to a bolt or screw, and the accompanying nut and washers left unnumbered if the assembly is conventional. Explanatory notes such as (UNDER HEAD) or (UNDER NUT) may accompany washers in an (Attaching Parts) group.
- (4) Where commonality of components allows, left-hand and right-hand assemblies are listed together. Components peculiar to one assembly or the other are identified as (LH) or (RH) in the "Nomenclature" column. If a component does not have a corresponding part in the opposite assembly, the note (LH ONLY) is used.

- (5) Shims, spacers, gaskets, and like components which are readily located may be identified with a single index number.
- (6) Attaching parts may have no index number if they are easily identified and located.

B. "FIGURE & INDEX NO" COLUMN

This column contains the ATA chapter number, the figure number, and a listing of index numbers assigned to locate parts on the figure. The designation 28-12-16 in the column indicates Chapter 28, Figure 12, Index Number 16.

C. "PART NUMBER" COLUMN

The identifying standard or part number assigned to a component or assembly is contained in the "Part Number" column. If no part number has been assigned, the words "NO NUMBER" appear. The entire number must be used when ordering parts or making inquiries.

D. "NOMENCLATURE" COLUMN

The "Nomenclature" column contains the basic name of the part as shown on Grumman American drawings. The nomenclature may have been expanded for clarity and ease of identification, or abbreviated because of space considerations. Additional information (listed below) may be included as required to further identify a part.

(1) Cross References

NOTATION	MEANING
(SEE FIGURE XX-XX FOR DETAIL BREAKDOWN.)	The assembly is broken down into components on Figure XX-XX.
(SEE FIGURE XX-XX FOR NHA.)	Refer to Figure XX-XX for the correct assembly relationship of the part or assembly shown.
(LH) or (RH)	Used to identify similar but non-interchangeable parts or assemblies.
(LH SIDE ONLY) (RH SIDE ONLY)	Parts or assemblies not found on both sides.
(REORDER)	The part in the "Part Number" column is no longer available. The "REORDER" part is interchangeable with the original part.
NOTE:	Used to highlight information needed in obtaining the proper part.
ALTERNATE PART:	Used to indicate parts by other vendors which are directly interchangeable. These parts may be substituted on parts orders depending on stock availability.

(2) Vendor Parts

Components and assemblies supplied as off-the-shelf items by vendors can be identified by a five-digit numerical code prefixed by the letter "V" in the "Nomenclature" column. This Vendor Code is in accordance with the Federal Supply Code for Manufacturers Cataloging Handbook H4. If no vendor code is assigned in the H4 handbook, the Vendor's name is given. Paragraph 8 contains a listing of all Vendor Codes, names, and addresses used in this Illustrated Parts Catalog.

(3) Attaching Parts

Except for studs, nutplates, and other fastening devices permanently attached to parts or assemblies, attaching parts such as screws, bolts, nuts, washers, rivets, and other devices are listed immediately following the parts or assemblies which they secure. The symbol - - - - - * - - - - - terminates the attaching parts listing. The following headings are used for attaching parts:

- (a) (ATTACHING PARTS) - Used to signify that the parts and quantities listed are those required to attach one unit (part or assembly).

- (b) (ATTACHING PARTS FOR quantity part number) is used to denote that the attaching parts listed are the total required to attach the quantity of parts noted.
- (c) (ATTACHING PARTS FOR INDEX NUMBERS THROUGH) is used if the same types and quantities of attaching parts are used to attach each of the parts indicated.
- (d) (ATTACHING PARTS FOR INDEX NUMBERS AND) is used if the attaching parts listed are those required as a common attachment for each pair of parts indicated by the index numbers. An example would be the common attaching parts used to secure an antenna and doubler to opposite sides of the aircraft skin.

(4) Indentation

The numbers 1 2 3 4 5 6 7 denote the indenture level of a part or assembly and are used to denote the correct assembly relationship of all parts, subassemblies, assemblies, and installations which comprise each figure.

E. "UNITS PER ASSEMBLY" COLUMN

- (1) The number given in the "Units Per Assembly" column is that quantity of units (parts or assemblies) used to make up one each of the next higher assembly. The only exception to this is attaching hardware items. See D. (3) (a) above.
- (2) The notation "REF" in the "Units Per Assembly" column is used to denote that the part or assembly shown has been counted elsewhere in the Illustrated Parts Catalog, and the listing shown is for reference purposes only. This method is employed to show attachment points, interfacing between systems, and if separate figures are used for detail breakdown of subassemblies.
- (3) The notation "OBS" in the "Units Per Assembly" column indicates the part is not available and has been superseded or replaced with another part having a different part number. The "Reorder" part listed in the "Nomenclature" column is a direct replacement for the obsoleted part, and the new part will be shipped if the obsoleted part number is ordered.
- (4) The notation "AR" in the "Units Per Assembly" column is used for the following purposes:
- (a) To denote bulk items such as sealant, lacing, safety wire, and paint.
 - (b) To denote that the quantity of shims, spacers, or other items used may vary to meet tolerances or other requirements.
 - (c) To denote that the part or assembly is optional equipment, and may or may not have been included on the aircraft.
- (5) The notation "NP" in the "Units Per Assembly" column indicates the part or assembly is non-procurable.

F. "USABLE ON CODE" COLUMN

The "Usable On Code" column contains a letter code denoting the range of aircraft production serial numbers on which a particular part may be used. When no letter code is given, the part is applicable to all aircraft covered by the Illustrated Parts Catalog. A list of usable on code letters and corresponding aircraft production serial numbers is included at the end of each parts list.

6. AIRCRAFT IDENTIFICATION

Each aircraft contains two plates which are useful in identifying and ordering the proper aircraft parts.

A. AIRCRAFT IDENTIFICATION PLATE

The aircraft identification plate contains the aircraft model number, production serial number and other required information. The plate is located on the aft fuselage, beneath the left horizontal stabilizer. The aircraft production serial number is needed to determine the proper part if serial number effectivities are used.

B. FINISH AND TRIM PLATE

The finish and trim plate indicates the model year, exterior color and trim, upholstery combination, and interior trim used on the aircraft. The information contained on this plate should be included with inquiries and orders for paint, trim, and upholstery items. The finish and trim plate is mounted on the upper left-hand firewall. Access is obtained by unlocking and raising the left-hand upper cowl.

7. HOW TO USE THE ILLUSTRATED PARTS CATALOG

The organization of the Illustrated Parts Catalog is intended to make support and maintenance of the aircraft easier. The material is organized so that the parts needed for repair or maintenance are located in the correspondingly numbered chapter of the Illustrated Parts Catalog as the Maintenance Manual.

Illustrations showing seals and placards have been included to ease the problem of identifying or locating these items. In addition to these illustrations, these parts are also carried with the system or assembly to which they apply.

- A. If the part number is known:
- (1) Look up the part number in the part number index (Section II). Turn to the chapter and figure number in Section II to locate the part number.
 - (2) Determine nomenclature, quantity, effectivity, and other information from the parts list.
- B. If the part number is not known:
- (1) Determine the aircraft system or major assembly in which the part is used.
 - (2) Look up the system or major assembly in the Table of Contents to determine the chapter number.
 - (3) Turn to the chapter (Section III) and locate the part, using the figure and parts list.

8. FEDERAL SUPPLY CODES

The Federal Supply Codes used to identify suppliers of parts listed in the Detail Parts List are presented in numerical order below with the name and address of the suppliers.

H4 Federal Supply Code No.	Vendor	H4 Federal Supply Code No.	Vendor
	A.I.M. Corporation 9033 Monroe Road P. O. Box 12248 Houston, Texas 77017		Kismet Products Incorporated P. O. Box 306 Painesville, Ohio 44077
	Amp Incorporated P. O. Box 8220 Philadelphia, Pennsylvania 19101		Liberty Stationers, Incorporated 2190 East 9th Street Cleveland, Ohio 44115
	Angler's Company Ltd. Flushing, New York 11358		Memcor Division 1320 Flax Mill Road Huntington, Indiana 46750
	Coyne & Paddock Cork Company 4002 21st Street Long Island City, New York		Midland Metals Incorporated 2110 Center Ridge Road Rocky River, Ohio 44116
	Dixie Bearings P. O. Box 8103 Savannah, Georgia 31401		National Disc Spring Division P. O. Box 301 Millburn, New Jersey 07041
	Dynatron Corporation Plastic Division 500 Permalune Place Atlanta, Georgia		Scott Industries Incorporated 29425 Aurora Road Solon, Ohio 44139
	Esna Division P. O. Box 1457 Cincinnati, Ohio 45201		Sorenson Lighted Controls, Incorporated 530 Oakwood Avenue West Hartford, Connecticut 06110
	Heim Division of Incom International P. O. Box 360957M Pittsburgh, Pennsylvania 15251		Standard Precision 4105 W. Pawnee Box 1297 Wichita, Kansas 67201
	Hurd Lock P. O. Box 1248 Fort Wayne, Indiana 46801		Thompson Bruceprint 416 College Street Wadsworth, Ohio
	Hydra-Pneumatics Incorporated P. O. Box 366 Roslyn, New York 11576		United Carr Cambridge, Massachusetts 02142
	Johns-Manville P. O. Box 102130 68 Annex Atlanta, Georgia 30368		F. B. Wright P. O. Box 6627 Cleveland, Ohio 44101

H4 Federal Supply Code No.	Vendor	H4 Federal Supply Code No.	Vendor
00431	Precision Metal Products P. O. Box 129 Ellwood City, Pennsylvania 16117	09144	Sterling Alderfer 1460 Industrial Parkway Akron, Ohio 44310
00736	Air Maze Division P. O. Box 360341-M Pittsburgh, Pennsylvania 15230	09257	W. S. Shamban and Company 2531 Bremer Drive Fort Wayne, Indiana 46803
02690	Buckeye Rubber and Packing Company 23940 Mercantile Road Cleveland, Ohio 44122	09527	Thomas G. Faria Corporation 15 Faria Lane Uncasville, Connecticut 06382
03296	Nylon Moulding Corporation 40 Brown Street Springfield, New Jersey 07081	10389	Chicago Switch Incorporated 2035 Wabansia Avenue Chicago, Illinois 60647
03481	B. F. Goodrich Company 500 South Main Akron, Ohio 44318	10966	Casco Products Corporation 512 Hancock Avenue Bridgeport, Connecticut 06602
05231	Mechanical Products Corporation 1824 River Street Jackson, Michigan 49204	11181	Mechanical Devices Incorporated 10640 Harper Detroit, Michigan 48213
05411	DuPage Manufacturing Company 2250 Curtiss Avenue Downers Grove, Illinois 60515	11815	Cherry Rivet Division Townsend Company 1224 East Warner Avenue Santa Ana, California 92707
05657	Corbin Hose Clamp Division 225 Episcopal Road Berlin, Connecticut 06037	11824	Macleod Instrument Corporation P. O. Box 5163 Clearwater, Florida 33518
05693	Townsend Company Cherry Rivet Division Box 2157 Santa Ana, California 92707	13174	Eastman Division Imperial Eastman Group 1440 North 24th Street Manitowoc, Wisconsin 54221
05832	Pioneer Standard P. O. Box 05100 Cleveland, Ohio 44105	13445	Cole-Hersee Company 20 Old Colony Avenue Boston, Massachusetts 02127
06383	Panduit Corporation 17301 Ridgeland Tinley Park, Illinois 60477	13983	Hamilton Standard Windsor Locks, Connecticut 06096
06987	General Design Incorporated 9335 Laurel Canyon Boulevard Arleta, California 91331	14798	Deutsch Metal Components Division P. O. Box 61188 Los Angeles, California 90061
07124	Arno Adhesive Tapes, Incorporated U. S. Highway 20 Michigan City, Indiana 46360	16455	United Instruments Incorporated 2415 South Glendale Wichita, Kansas 67210
07580	Karnish Instruments Incorporated 210 Third Avenue Lock Haven, Pennsylvania 17745	16476	Datcon Instrument Company P. O. Box 128 East Petersburg, Pennsylvania 17520
08806	General Electric Company Miniature Lamp Department Nela Park Cleveland, Ohio 44112	16941	Long-Lok Industrial Fastener Division 10630 Chester Road Cincinnati, Ohio 45215
09033	Slick Electro Inc. 515 18th Street Rockford, Illinois 61108	18265	Donaldson Company Incorporated 1400 West 94th Street Minneapolis, Minnesota 55431
		19728	Prestolite P. O. Box 931 Toledo, Ohio 43601

H4 Federal Supply Code No.	Vendor	H4 Federal Supply Code No.	Vendor
19738	Avdel Corporation 10 Henry Street Teterboro, New Jersey 07608	30467	Aeroflash Signal Corporation 3900 West Palmer Street Chicago, Illinois 60647
23040	Ford Marketing Corporation Autolite-Ford Parts Division P. O. Box 3000 Livonia, Michigan 48151	31174	Lawrence Engineering 8656 Denton Drive Dallas, Texas 75235
23139	Cummings and Sander Division 11441 Bradley Avenue Pacoima, California 91331	31720	Gerdes Products Incorporated Box 142 Brookville, Ohio 45309
25183	Berton Plastics Incorporated 170 Wesley Street South Hackensack, New Jersey 07606	31758	GRM Corporation P. O. Box 337 Medford, New Jersey 08055
25662	Norton Company P. O. Box 221 Greendale Station Worcester, Massachusetts 01606	34199	Kohler Company High Street Kohler, Wisconsin 53044
26066	Minnesota Mining and Manufacturing Co. 3M Center St. Paul, Minnesota 55101	34785	Dek, Incorporated 1555 Hawthorne Lane West Chicago, Illinois 60185
26124	Garlock Bearings Incorporated 16 Fellowship Road Cherry Hill, New Jersey 08034	37581	Macwhyte Wire Rope Company 2914 14th Avenue Kenosha, Wisconsin 53140
26344	Mite Corporation Heli-Coil Prod. Div. 446 Blake Street New Haven, Connecticut 06515	39428	McMaster-Carr Supply Company P. O. Box 4355 Chicago, Illinois 60680
26433	Airborne Aviation Products Division Box 831 Elyria, Ohio 44035	45681	Parker Seal Company P. O. Box 5358T Cleveland, Ohio 44101
26580	Manufacturers Division Incorporated Box 1766 Station A Canton, Ohio 44705	46609	The Devibless Company 15401 Commerce Park Drive Cleveland, Ohio 44142
26988	Ingersoll-Humphreys Division 2321 Abalone Avenue Torrance, California 90507	57771	Edwin B. Stimpson Company 900 Sylvan Avenue Bayport, New York 11705
27747	Brittain Industries 2700 Skypark Drive Torrance, California 90505	57733	Stewart-Warner Corporation Alemite and Instrument Division 1826 Diversey Parkway Chicago, Illinois 60614
28520	Heyman Manufacturing Company 2000 Michigan Avenue Kenilworth, New Jersey 07033	60380	Torrington Company Bearing Division 59 Field Street Torrington, Connecticut 60790
29326	RBM Associates Incorporated 3608 North Stone Avenue P. O. Box 267 Colorado Springs, Wyoming 80901	61957	USM Corporation P. O. Box 3168 Boston, Massachusetts 02241
29666	Huck Manufacturing Company P. O. Box 1849A Detroit, Michigan 48232	65092	Weston Instruments Division P. O. Box 410 Newark, New Jersey 07101
29944	Indiana Mills and Manufacturing Co. 633 East St. Clair Street Indianapolis, Indiana 46202	70040	AC Spark Plug Division of General Motors Corporation 1300 North Dort Highway Flint, Michigan 48556

H4 Federal Supply Code No.	Vendor	H4 Federal Supply Code No.	Vendor
70134	Aero Instrument Company, Incorporated 14901 Emery Avenue Cleveland, Ohio 44135	76005	Lord Kinematics Corporation P. O. Box 360502M Pittsburgh, Pennsylvania 15251
70214	Airpath Instrument Company 13150 Gist Road Bridgeton, Missouri 63931	76275	McCauley Accessory Division P. O. Box 7 Roosevelt Station Dayton, Ohio 45417
70411	Anderson Brass Company 100 Campbell Avenue Detroit, Michigan 48204	76500	B. F. Goodrich 500 South Main Street Akron, Ohio 44318
70417	Chrysler Corporation Amplex Division 6501 Harper Avenue Detroit, Michigan 48211	77122	Palnut Company Glenn Road Mountainside, New Jersey 07902
70436	Arens Controls Incorporated 2017 Greenleaf Street Evanston, Illinois 60202	77820	Bendix Electric Components Division Delaware Avenue Sidney, New York 13838
71015	Booth Felt Company Incorporated 1712 10th Avenue Brooklyn, New York 11215	77969	Rubbercraft Corporation of California Ltd. 1800 West 220th Street Torrance, California 90507
71041	Boston Gear Works 14 Hayward Street Quincy, Massachusetts 02171	78190	Shakespeare Company Incorporated 241 East Kalamazoo Avenue Kalamazoo, Michigan 49001
71286	Rex Chainbelt Incorporated Chamloc Division 24 Spring Valley Road Paramus, New Jersey 07652	78533	Tinnerman Products Incorporated 8700 Brookpark Road Cleveland, Ohio 44129
71400	Bussman Manufacturing Division P. O. Box 69F St. Louis, Missouri 63166	79470	The Weatherhead Company 300 East 131st Street Cleveland, Ohio 44108
71513	Cleveland Aircraft Products Division 1160 Avon Center Road Avon, Ohio 44011	79500	Westinghouse Electric Corporation 55 Public Square Cleveland, Ohio 44101
72914	Grimes Manufacturing Company 515 North Russell Urbana, Ohio 43078	80089	RBM Controls Division Essex Wire Corporation Logansport, Indiana 46947
72954	Hackensack Cable Corporation 110 Orchard Street Hackensack, New Jersey 07602	80145	API Instruments Company 7100 Wilson Mills Road Chesterland, Ohio 44026
73559	Carling Electric Incorporated 505 New Park Avenue West Hartford, Connecticut 06110	80254	Avco Lycoming Williamsport Division P. O. Box 371097M Pittsburgh, Pennsylvania 15251
74400	Hobbs Division Stewart-Warner Corp. Yale Boulevard and Ash Street Springfield, Illinois 62705	80510	R. C. Allen Incorporated Instrument Division 678 Front Avenue NW Grand Rapids, Michigan 49501
75277	Kilian Manufacturing Corporation P. O. Box 1220 Syracuse, New York 13201	80813	Dimco-Gray Company 8200 South Suburban Road Centerville, Ohio 45459
75915	Littelfuse Incorporated 800 East Northwest Highway Des Plaines, Illinois 60016	81434	Sensenich Corporation P. O. Box 1168 Lancaster, Pennsylvania 17604

H4 Federal Supply Code No.	Vendor	H4 Federal Supply Code No.	Vendor
83326	Safe Flight Instrument Corporation P. O. Box 550 White Plains, New York 10602	98313	Davis Aircraft Products Company Incorporated Scudder and Woodbine Avenue Northport, New York 11768
83564	Wemac Company 3433 West Harvard Santa Ana, California 92704	98410	ETC 29000 Aurora Road Solon, Ohio 44139
84830	Lee Spring Division P. O. Box 3503 New York, New York 10001	98427	Jaco Products Company Incorporated 3400 Hamilton Avenue Cleveland, Ohio 44114
86579	Precision Rubber Products Corporation 19001 Villaview Road Cleveland, Ohio 44110	98441	Stratoflex Incorporated P. O. Box 10398 Fort Worth, Texas 76114
86887	Edo-Aire 1326 South Walnut Wichita, Kansas 67213	98660	Flodar Corporation 16911 St Clair Avenue Cleveland, Ohio 44110
89616	Uniroyal Incorporated Route 15 North Warsaw, Indiana 46580	99539	General Fire Extinguisher Corporation 1685 Shermer Road Northbrook, Illinois 60062
92194	Alpha Wire Corporation 711 Lidgerwood Avenue Elizabeth, New Jersey 07207		
93493	Narco Avionics Fort Washington Industrial Park Fort Washington, Pennsylvania 19034		
94506	Rae Motor Corporation 5801 West Route 120 McHenry, Illinois 60050		
95146	Alco Electronics Products Incorporated P. O. Box 1348 3 Walcott Avenue Lawrence, Massachusetts 01843		
95263	Leecraft Manufacturing Company Inc. 21-16 44th Road Long Island City, New York 11101		
95987	Weckesser Company Incorporated 4444 West Irving Park Road Chicago, Illinois 60641		
96941	Elano Corporation 2455 Dayton-Xenia Road Xenia, Ohio 45385		
97406	Amplex Manufacturing Company Torresdale Avenue and Tolbut Philadelphia, Pennsylvania 19136		
97539	APM-Hexseal Corporation 44 Honeck Street Englewood, New Jersey 07631		
97945	Penwalt Corporation S. S. White Ind. Prod. Div. Prince Bay Staten Island, New York 10309		

Part Number	Figure & Index Number	Part Number	Figure & Index Number	Part Number	Figure & Index Number
A-061-A	32- 7 - 1	AN23-12A	AR	AN526-1032R10	AR
A-087-A	32- 7 - 3	AN23-13	AR	AN526-1032R11	AR
A-088-A	32- 7 -17	AN23-23A	AR	AN526-1032R12	AR
A-089-A	32- 7 - 2	AN23-8	AR	AN526-1032R14	AR
A-10	37- 1 -12	AN24-15	AR	AN526-1032R16	AR
A-104-A	32- 8 -11	AN2552-3A	24- 2 - 10	AN526-1032R18	AR
A-113-A	32- 7 - 5	AN3-10A	AR	AN526-1032R4	AR
A-113-A	32- 8 - 5	AN3-12A	AR	AN526-1032R5	AR
A-12	21- 3 - 6	AN3-15A	AR	AN526-1032R6	AR
A-126-A	32- 7 -14	AN3-3A	AR	AN526-1032R8	AR
A-1280-2	57- 7 - 5	AN3-4A	AR	AN526-1032R9	AR
A-1280-3	57- 7 -	AN3-5A	AR	AN526-632R10	AR
A-137-A1	32- 8 - 3	AN3-6A	AR	AN526-632R7	AR
A-138-A	32- 8 - 9	AN3-7A	AR	AN526-632R8	52- 3 - 5
A-14	37- 1 -22	AN3H42A	AR	AN526-832R10	AR
A-147-A	32- 7 -15	AN3H5A	AR	AN526-832R14	AR
A-148-A	32- 7 -12	AN310-16	AR	AN526-832R20	AR
A-193-A	32- 8 -15	AN310-3	AR	AN526-832R6	AR
A-2108-A	53- 6 -15	AN310-5	AR	AN526-832R8	AR
A-2109-3	53- 6 -12	AN3115-1	30- 1 - 14	AN535-2-2	AR
A-223-A	32- 7 - 7	AN316-4	AR	AN565D8H4	34- 3 -
A-279-A	32- 7 -19	AN316-4R	AR	AN6-12A	AR
A-323-A	32- 8 - 2	AN316-5	AR	AN6-13A	AR
A-331-A	32- 7 -11	AN316-6	AR	AN6-14A	AR
A-3510	53- 6 -11	AN320-3	AR	AN6-15A	AR
A-4513-1	53- 6 -14	AN320-4	AR	AN6-16A	AR
A-468-A	32- 7 - 4	AN340B6-16	AR	AN6-17A	AR
A-497-A	32- 8 - 6	AN341-10	AR	AN6-20A	AR
A-6	28- 3 -12	AN364-1032	AR	AN6-21A	AR
A-6	30- 1 -13	AN364-1032C	AR	AN6-23A	AR
A-6	34- 1 -23	AN364-428	AR	AN6-24A	32- 2 - 40
A-6	37- 1 -10	AN364-524	AR	AN6-6A	AR
A-6	57- 6 -	AN364-720	AR	AN6-7A	AR
A-6	57- 6 -12	AN365-1032	AR	AN6227-4	32- 7 - 9
A-658-A	32- 8 - 1	AN365-1032C	AR	AN6227-9	32- 7 - 8
A-8	28- 3 - 7	AN365-428	AR	AN7-35A	AR
AC-356-720	34- 3 -13	AN380-2-2	AR	AN735D12	71- 3 - 1
AC750-16	28- 3 -10	AN380-2-4	AR	AN737TW66	32- 9 - 21
AGC 10	24- 1 -	AN380-4-8	AR	AN74A3	AR
AGC 10	25- 3 -	AN4-10A	AR	AN742D4	27- 2 - 29
AGC 10	33- 1 -	AN4-11A	AR	AN743-13	AR
AGC 10	34- 3 -	AN4-22A	AR	AN7502-24	AR
AGC 10	34- 3 -22	AN4-4A	AR	AN8-13A	AR
AGC 15	33- 4 -	AN4-5A	AR	AN800-2	28- 1 -
AGC 15	34- 3 -	AN4-7A	AR	AN805-2	28- 1 -
AGC 15	34- 3 -23	AN426AD3-4	AR	AN815-4	71- 4 -
AGC 2	34- 4 -	AN426AD4-5	AR	AN816-3D	28- 3 - 22
AGC 5	21- 4 -	AN43B-12A	27- 6 - 21	AN816-6-6-2D	28- 3 - 13
AGC 5	34- 3 -	AN43B-7A	27- 6 - 22	AN816-4D	28- 4 - 5
AGC 5	34- 3 -21	AN470AD3-4	AR	AN816-4D	34- 1 - 18
AGC 5	34- 4 -	AN490HT8P	AR	AN816-4D	77- 2 - 10
AIEB	33- 4 -18	AN5-12A	AR	AN818-12	28- 1 -
AM-341615	32- 9 -28	AN5-27A	AR	AN181-2D	28- 1 -
AN173-16	AR	AN5-37A	AR	AN818-3D	28- 3 -
AN173-30A	AR	AN5-6A	AR	AN818-4	71- 4 -
AN174-15A	AR	AN5-72A	AR	AN818-4D	21- 1 - 46
AN176-7A	AR	AN507-832R12	AR	AN818-4D	28- 1 -
AN23-10	AR	AN509-10R14	AR	AN818-4D	28- 4 - 4
AN23-11	AR	AN515B16R2	AR	AN818-4D	30- 1 - 6
AN23-12	AR	AN515B6R8	AR	AN818-4D	34- 1 -

GRUMMAN AMERICAN AVIATION

AA-1C

ILLUSTRATED PARTS CATALOG

Part Number	Figure & Index Number	Part Number	Figure & Index Number	Part Number	Figure & Index Number
AN818-4D	71- 4 -	AN960-6L	AR	CR2249-4-3	AR
AN818-4D	77- 2 - 3	AN960-616	AR	CR2249-4-4	AR
AN818-4D	77- 2 - 6	AN960-616L	AR	CR2249-4-5	AR
AN818-6	28- 1 -	AN960-716	AR	C12007-017-4	21- 2 - 14
AN818-6D	28- 1 -	AN960-8	AR	C185-014-4	21- 2 - 11
AN818-6D	28- 3 -	AN960-8L	AR	C23-805	34- 3 -
AN818-8D	28- 3 - 15	AN960-816	AR	C23-806	34- 3 - 2
AN819-4D	21- 1 - 47	AN960-916	AR	C23-808	34- 3 -
AN822-4D	32- 6 - 4	AN961-10	AR	C2300	34- 4 - 6
AN822-6D	28- 1 - 8	AN961-6	AR	C2328-030-24	21- 2 - 8
AN823-4D	32- 6 - 1	AN961-616	AR	C30053	32- 9 -
AN823-6D	28- 1 - 9	AN960-716	AR	C30053	32- 10 -
AN832-4	71- 4 - 26	AN960-916	28- 1 -	C6014-6Z-1	57- 6 -
AN832-4D	AR	AN960C10L	AR	C6052-8Z-1	AR
AN832-6	28- 1 - 15	AN960D616	AR	C8096-6-1	AR
AN832-6D	28- 1 - 21	AN970-3	AR	D-5412-L	52- 1 - 41
AN833-2	28- 1 - 30	AN970-4	AR	DC102	24- 1 - 32
AN833-4	71- 4 - 40	AN995C32	AR	DE-0001-501	12- 2 - 1
AN833-4D	21- 1 - 44	A10-230	28- 1 -	DE-0002-501	12- 1 - 4
AN833-4D	32- 6 - 5	A10-75	57- 3 - 11	DE-5002-501	12- 1 - 3
AN833-4D	34- 1 - 20	A1181-6Z-1	AR	DE-5003-501	12- 1 - 1
AN833-6	28- 1 - 11	A1275A	57- 7 - 8	DE-5004-502	12- 1 - 2
AN833-6D	28- 1 - 2	A15263-4Z-1	AR	DE-5005-501	12- 1 - 5
AN833-6D	28- 3 - 9	A1717	25- 5 - 5	DE-5006-1	12- 3 -
AN840-4D	37- 1 - 15	A1784-6Z-1	AR	DK-250	24- 1 - 34
AN907-3	AR	A1874-6Z-1	AR	DK-250	33- 4 - 27
AN912-2	57- 1 - 5	A2043	21- 2 -	DK-250	34- 1 - 10
AN914-1D	28- 3 - 20	A2064-A-1-1777	53- 6 -	DK-250	34- 2 - 9
AN917-1D	77- 2 - 9	A3135-017-24A	AR	DK-250	53- 2 -
AN924-2D	AR	A3235-028-24A	AR	DK-500	24- 1 - 33
AN924-4D	AR	A3236-012-24A	AR	D4410	21- 2 - 9
AN924-5D	AR	A4130	57- 6 - 43	EBG03-0003	37- 1 -
AN924-6	28- 1 -	A6-120	53- 1 - 94	ES24693S46	52- 2 -
AN924-6D	28- 1 -	A6-120	53- 2 -	F-037-1A	52- 1 - 19
AN924-6D	28- 3 -	A6-120	53- 4 -	F-037-4A	52- 1 - 26
AN935-10L	AR	A6-75	AR	FF-911-3	27- 1 - 17
AN935-6	AR	A6K120	32- 12 - 15	FIT-105	24- 2 - 15
AN936A416	AR	A6014-6Z-1	AR	FIT-105-3/32	52- 2 - 4
AN936A516	AR	A8-75	24- 1 -	FIT105-3/4	24- 3 -
AN936A6	AR	A8-75	28- 3 -	FT191	32- 5 - 12
AN936A616	AR	A8-75	32- 5 -	F34-14M	27- 1 - 8
AN936A8	AR	A8-75	32- 6 - 16	GAES1021-6-6	28- 3 - 10
AN936A816	AR	A8-75	34- 1 -	GAES1021A4-10	AR
AN936BL	AR	A8944-632-24J	AR	GAES1021A4-6	AR
AN936B10	AR	A92002	53- 4 -	GAES1021A6-4	AR
AN936B10B	AR	B-710	27- 1 - 21	GAES1021A6-8	AR
AN936B416	AR	B-832	71- 1 -	GAES1021A8-6	AR
AN936-B6	AR	BJ1000AH4T	71- 4 - 49	GAES1021Z4-6	AR
AN936B616B	AR	BS10412	25- 4 - 88	GAES1021Z4-8	AR
AN955C32	27- 9 - 7	B3-5-1	37- 1 -	GAES1021Z6-6	AR
AN960-10	AR	C-2300	34- 3 - 1	GAES1021Z6-8	AR
AN960-10L	AR	C-511	52- 2 -	GAES1021Z6-8C	AR
AN960-1216L	AR	CA-7212	34- 4 - 1	GAES1021Z8-8B	AR
AN960-3	AR	CAV-100H4	28- 4 - 8	GAES1022A-8-8B	AR
AN960-4	AR	CP-2-3/4	25- 7 - 4	GAES1022Z6-10	AR
AN960-416	AR	CR2163-4-2	AR	GAES1022Z6-8	AR
AN960-416L	AR	CR2163-4-4	AR	GAES1022Z8-10	AR
AN960-516	AR	CR2248-4-2	AR	GAES1023A6-10C	AR
AN960-516L	AR	CR2248-4-3	AR	GAES1024-1	32- 2 - 15
AN960-6	AR	CR2249-4-2	AR	GAES1300-1	25- 2 - 94

Part Number	Figure & Index Number	Part Number	Figure & Index Number	Part Number	Figure & Index Number
GAES1300-1	57- 6 - 8	G51HA	24- 1 - 38	MS20365-632	AR
GAES1302-1	34- 1 -	HHJ	24- 1 - 24	MS20365-632C	AR
GAES1302-1	34- 1 - 3	HHJ	25- 3 - 5	MS20365-720C	AR
GAES1303-1	34- 1 - 1	HKP	24- 1 - 21	MS20365-832	AR
GAES1304-1	34- 1 - 17	HKP	30- 1 - 16	MS20392-1C33	25- 2 - 20
GAES1305-1	34- 1 - 7	HKP	33- 1 - 8	MS20392-1C53	27- 5 - 71
GAES1306-1	57- 6 - 44	HKP	33- 4 - 22	MS20392-2C37	25- 2 - 27
GAES1307-1	57- 6 - 11	HKP	34- 3 - 24	MS20392-2C43	25- 2 - 52
GAES1307-2	57- 6 - 13	HKP	34- 4 -	MS20426AD3	AR
GAES1307-3	57- 6 - 14	J-4624-4	32- 2 - 9	MS20426AD3-4	AR
GAES1307-4	57- 6 -	J-7402-24	71- 4 -	MS20426AD3-5	AR
GAES200-1	25- 2 - 62	J8000-5	34- 4 - 11	MS20426AD4-10	AR
GAES200-1	27- 2 - 46	J8000-05	37- 1 - 2	MS20426AD4-4	AR
GAES200-1	27- 6 - 4	K-1000-3	57- 3 - 47	MS20426AD4-5	AR
GAES200-1	27- 3 - 1	K-1000-3	57- 3 - 49	MS20426AD4-6	AR
GAES200-1	53- 1 - 27	K-1000-3	57- 3 - 55	MS20426AD4-7	AR
GAES200-1	53- 3 - 10	K-2403-2	28- 1 - 24	MS20426AD5-6	AR
GAES200-1	53- 4 - 9	K-7000-3-6	52- 1 - 33	MS20426B4-4	AR
GAES200-2	27- 4 - 8	KM610-64	24- 2 - 6	MS20470AD3-3	AR
GAES200-2	53- 1 - 28	KM610-64	71- 2 - 13	MS20470AD3-4	AR
GAES200-2	53- 3 - 11	KN678D-1	21- 2 - 22	MS20470AD3-5	AR
GAES200-2	53- 4 - 10	K5494-07	34- 4 - 10	MS20470AD3-7	AR
GAES201-1	24- 1 -	K5494-07	37- 1 - 1	MS20470AD4	AR
GAES201-1	25- 2 - 73	L.T. DUMMY	34- 3 - 25	MS20470AD4-4	AR
GAES201-1	27- 5 -	LAC1545	21- 2 - 7	MS20470AD4-5	AR
GAES201-1	27- 5 - 25	LC-038G-5	71- 6 - 3	MS20470AD4-6	AR
GAES201-1	27- 5 - 35	LC-038G-5	71- 6 - 7	MS20470AD4-7	AR
GAES201-1	52- 1 -	LE-026C-5	32- 5 - 13	MS20470AD5-5	AR
GAES201-1	53- 1 -	LE-058J-4	25- 2 - 78	MS20470AD5-6	AR
GAES201-1	53- 4 -	LEO26C-1	71- 4 - 50	MS20474AD4	AR
GAES201-1	57- 3 - 30	LK-862-1	71- 4 - 46	MS20819-2	28- 1 -
GAES201-1	57- 3 - 40	LP-221-11	25- 2 - 81	MS20819-2D	28- 1 -
GAES201-1	57- 3 - 46	LP221-11	28- 1 -	MS20819-3D	28- 3 -
GAES201-1	57- 3 - 54	M-5600	32- 4 - 9	MS20819-4	71- 4 -
GAES201-6	53- 1 - 57	M-5600	77- 2 - 12	MS20819-4D	28- 1 -
GAES201-6	53- 3 -	MD424BS	AR	MS20819-4D	28- 4 -
GAES203-2	25- 4 - 18	MIL-H-5593-10-0170	37- 1 - 20	MS20819-4D	30- 1 - 7
GAES300	53- 1 - 69	MIL-H-5593-8-0080	37- 1 - 21	MS20819-4D	34- 1 -
GAES301-1	53- 1 - 70	MP-1600T-5	34- 3 - 28	MS20819-4D	71- 4 -
GAES403-1	30- 3 - 5	MS20002C6	AR	MS20819-4D	77- 2 - 2
GAES404-1	28- 2 -	MS20002C8	AR	MS20819-4D	77- 2 - 5
GAES404-1-24	57- 3 - 3	MS20074-03-10	AR	MS20819-6	28- 1 -
GAES404-1-30.0	25- 5 - 9	MS20220-2	27- 3 - 7	MS20819-6D	28- 1 -
GAES404-1-30.1	25- 5 - 8	MS20220-2	27- 4 - 26	MS20819-6D	28- 3 -
GAES404-1-33.8	25- 5 - 10	MS20220-2	27- 6 - 5	MS20822-2D	28- 1 - 29
GAES505-2	30- 3 - 1	MS20220-3	27- 5 - 66	MS20822-2D	28- 3 - 23
GAES405-2-65.0	25- 4 - 91	MS20271-B10	27- 1 - 12	MS20822-3D	28- 3 - 1
GAES405-2-68.66	52- 1 - 17	MS20363-1032	AR	MS20822-4D	28- 1 - 19
GAES405.2	30- 3 - 16	MS20364-1032	AR	MS20822-6-2	28- 2 - 7
GAES407-1	30- 3 - 15	MS20364-428	AR	MS20823-6	57- 1 - 6
GAES408-1	30- 3 - 7	MS20364-524	AR	MS20995C32	AR
GAES414-2	30- 3 - 8	MS20364-624	AR	MS20995C41	AR
GAES414-2	56- 1 - 11	MS20364-632	AR	MS20995NC32	AR
GAES418-1-11.4	57- 3 - 32	MS20364-832	AR	MS21042-06	AR
GAES418-1-12.0	57- 3 - 31	MS20364-832C	AR	MS21081-3	53- 2 -
GAES418-1-9.3	57- 3 - 22	MS20365-1032	AR	MS21251B5L	27- 5 - 54
GAES418-1-9.3	57- 3 - 25	MS20365-428	AR	MS21251B5L	27- 6 - 18
GAES418-1-9.3	57- 3 - 22	MS20365-440	AR	MS21251B5L	27- 7 - 8
GAES419-1.0H-3.0A	25- 4 - 57	MS20365-524	AR	MS21251B5S	27- 5 - 50
GAES419-1.0H-5.0A	25- 4 - 59	MS20365-624	AR	MS21252-5LS	27- 5 - 52
GAES419-1.0L-3.0	25- 4 - 58				

GRUMMAN AMERICAN AVIATION

AA-1C

ILLUSTRATED PARTS CATALOG

Part Number	Figure & Index Number	Part Number	Figure & Index Number	Part Number	Figure & Index Number
MS21254-5RL	27- 5 - 53	MS25913-361	57- 6 - 48	NAS395-4-1	AR
MS21256-1	27- 5 - 51	MS27039-1-09	AR	NAS397-8	28- 4 - 1
MS21256-2	27- 5 - 55	MS27039-1-11	AR	NAS451-56	32- 2 - 16
MS21256-2	27- 6 - 19	MS27039-1-20	AR	NAS451-56	32- 9 - 9
MS21256-2	27- 7 - 9	MS27975-4	27- 2 - 58	NAS451-56	32- 11 -
MS21262-50	AR	MS27976-12	27- 2 - 62	NAS451-56	32- 12 - 16
MS21266-1N	71- 3 - 7	MS28741-4-0110	32- 6 - 2	NAS464P4A15	AR
MS21919DG12	71- 4 - 19	MS29513-224	32- 9 - 48	NAS464P4A19	AR
MS21919DG13	71- 4 - 24	MS3106A10SL-3S	34- 4 -	NAS464P4A23	AR
MS21919DG2	28- 1 - 23	MS35206-244	AR	NAS464P6A28	AR
MS21919DG2	32- 5 - 4	MS35206-332	AR	NAS464P7A29	AR
MS21919DG26	21- 1 - 23	MS35027-226	30- 1 - 4	NAS465P5A13	AR
MS21919DG26	21- 1 - 24	MS35207-263	AR	NAS680A08	33- 1 - 6
MS21919DG3	21- 1 - 38	MS35207-264	AR	NAS680A08	53- 1 - 60
MS21919DG3	28- 3 - 4	MS35214-24	AR	NAS680A08	53- 2 -
MS21919DG3	32- 5 - 3	MS35214-29	AR	NAS680A3	32- 2 - 19
MS21919DG3	71- 4 - 5	MS35214-31	AR	NAS680A3	32- 2 - 22
MS21919DG3	71- 5 - 3	MS35214-37	AR	NAS680A3	32- 2 - 53
MS21919DG4	28- 1 - 18	MS35265-30	AR	NAS680A3	57- 1 - 23
MS21919DG4	32- 6 - 17	MS35265-77	AR	NAS680A3	57- 3 - 12
MS21919DG4	32- 6 - 20	MS35265-80	AR	NAS680A3	57- 3 - 33
MS21919DG4	34- 1 - 6	MS35273-219	AR	NAS680A3	57- 3 - 34
MS21919DG4	71- 4 - 14	MS35338-41	AR	NAS680A3	57- 6 - 45
MS21919DG4	71- 4 - 27	MS35338-45	AR	NAS680A3	71- 1 - 10
MS21919DG6	28- 1 - 17	MS35489-100	24- 3 - 9	NAS680A3	71- 5 - 19
MS21919DG6	33- 4 - 14	MS35489-4	33- 4 - 13	NAS680A3K	25- 7 - 2
MS21919DG8	24- 1 - 13	MS35489-6	24- 3 - 8	NAS680A3K	53- 1 - 20
MS21919DG8	28- 1 - 20	MS35489-6	34- 1 - 5	NAS680A4	25- 1 - 6
MS29191DG8	28- 3 - 5	MS35489-6	57- 6 - 33	NAS680A4	32- 11 - 3
MS24665-132	AR	MS35490-12	71- 4 - 18	NAS680A4	53- 1 - 91
MS24665-283	AR	MS35490-15	71- 9 - 1	NAS680A5	53- 1 - 77
MS24665-5	AR	MS35490-15	71- 9 - 10	NAS684A6	27- 5 - 79
MS24665-69	AR	MS35649-2252	AR	NAS684A6	55- 1 -
MS24669-69	AR	MS35649-265	AR	NAS686A3	61- 1 - 10
MS24693-S248	AR	MS35650-302	AR	NO. 116-1032	52- 1 - 42
MS24693-S26	AR	MS35769-11	71- 4 - 21	NT-141	32- 5 - 9
MS24693-S27	AR	MS39326-17	71- 3 - 3	N2941	52- 1 - 43
MS24693-S271	AR	N-1030B	27- 2 - 36	N5000-175	32- 7 - 13
MS24693-S272	AR	NAS1023N4	55- 1 -	N5000-68	32- 8 - 13
MS24693-S273	AR	NAS1027N3	30- 1 - 9	PC47291	25- 2 - 32
MS24693-S275	AR	NAS1027N4	53- 1 - 9	PF3011-2	28- 3 - 21
MS24693-S276	AR	NAS1031P5	53- 1 - 48	PH502-12	30- 1 - 3
MS24693-S29	AR	NAS1031P6	53- 1 - 7	PR136G-B2	32- 13 -
MS24693-S30	AR	NAS1189-06P10L	AR	PW188007	21- 6 - 7
MS24693-S51	AR	NAS1189-08P8L	28- 5 - 3	P09-29	27- 2 - 11
MS24694-S258	AR	NAS1368N4C	21- 1 - 11	P3293	27- 2 - 12
MS24694-S3	AR	NAS1368N4C	71- 5 - 27	P3293-1	27- 2 - 13
MS24694-S4	AR	NAS1398A-1	AR	P4101-15	27- 2 -
MS24694-S48	AR	NAS146-40	AR	P4134	27- 2 - 27
MS24695-S5	AR	NAS148-28	AR	QS100-M16S	27- 2 - 23
MS24694-S53	AR	NAS220-4	AR	QS100M28S	21- 1 - 17
MS24694-S54	AR	NAS221-11	AR	QS100M36S	21- 1 - 22
MS24694-S58	AR	NAS221-13	AR	QS100M36S	57- 1 - 2
MS24913-361	57- 6 -	NAS221-17	AR	QS100M-36S	71- 5 - 6
MS24995C32	71- 5 -	NAS221-9	AR	RCA80A-9	34- 4 -
MS25171-1S	24- 1 - 18	NAS222-18	AR	REM38E	71- 10 - 4
MS25171-3S	24- 1 - 17	NAS385-6-8	AR	RM52LHA4792-1082	57- 3 -
MS25171-35	24- 2 -	NAS391-6	AR	RM521LHA4972-6-82	21- 6 - 15
MS25253-3	27- 2 - 52	NAS395-13-1	34- 3 - 19	RM52LHA4972-6-82	34- 2 - 7
MS25912-06	28- 1 -	NAS395-2-3	AR	RM52LHA4972-6-82	57- 7 - 1

GRUMMAN AMERICAN AVIATION

AA-1C
ILLUSTRATED PARTS CATALOG

Part Number	Figure & Index Number	Part Number	Figure & Index Number	Part Number	Figure & Index Number
RM521LHA4792-8-02	32- 2 - 39	ZR-0075-1150-PF	33- 4 - 23	102101-1	53- 4 - 3
RM52LHA4972-8-02	32- 11 - 10	Z4184	24- 1 - 37	102269-1	52- 4 - 2
RM52LHA4972-8-02	32- 12 - 14	0-235-L2C	71- 10 - 1	102269-1	53- 1 - 14
R4G	71- 2 - 5	000013-501	11- 2 -	102269-1	53- 3 - 6
R50-30	34- 3 - 30	000013-502	11- 3 -	102269-2	52- 4 - 3
S-16-AR-RT-CC	25- 4 - 38	000013-503	11- 4 -	102269-3	52- 4 - 4
S-25	24- 3 - 11	01652-0101	34- 2 - 8	102269-4	52- 4 -
SA-4	53- 1 -	02404-1	24- 1 - 4	102269-5	52- 4 -
SALPT6-8	27- 1 - 10	030-056B	32- 1 - 6	102269-503	28- 1 -
SALPT6-8	27- 2 - 64	03716-0300	34- 2 -	102269-503	52- 4 - 1
SAW4204-1	24- 1 - 15	040-0770	32- 9 -	102269-504	52- 1 -
SB375-4	21- 2 - 10	040-07701	32- 10 -	102269-504	52- 4 -
SB-562-6	71- 4 - 13	040-0771	32- 9 -	102270-2	52- 1 - 31
SD-42-BS	27- 11 - 2	040-088C	32- 1 - 3	102271-1	52- 1 -
SP-7610-1-AA	37- 1 -	099001-102	71- 5 - 35	102271-2	52- 1 -
SP1403-1-AA	34- 4 -	0099001-114	71- 5 - 37	102271-501	52- 1 - 34
SP2358B3	28- 5 - 4	099001-137	71- 5 -	102277-1	53- 1 - 29
SP7710-1-AA	37- 1 -	099005-401	71- 5 - 32	102277-1	53- 3 - 12
SR1395-2	27- 2 - 8	1-480270	24- 1 - 36	102277-1	53- 4 - 12
SR290-615N	52- 2 - 7	1-480303-0	24- 1 - 12	102278-2	52- 1 -
SST-1M	57- 6 -	1-480305-0	24- 1 - 11	102278-502	52- 1 - 10
SST-2M	32- 5 - 8	1-480340	24- 1 - 35	102280-2	52- 1 - 11
SST-2SMP	21- 1 - 25	1-480438-0	24- 1 - 40	102284-1	52- 1 - 9
ST-1064	12- 3 - 1	1-480439-0	24- 1 - 39	102290-1	53- 2 - 4
ST-1074	12- 3 -	1/4	25- 2 - 17	102290-2	53- 2 - 5
STD-160	57- 1 -	1J7-1	37- 1 - 4	102290-3	53- 2 - 6
STD-1646	57- 1 -	1K1-6-10	37- 1 - 24	102290-4	53- 2 -
STD-8	57- 1 -	1K10-4-6	37- 1 - 13	102290-5	53- 2 - 7
S10K216	53- 1 - 52	1K31-1	37- 1 - 14	102290-6	53- 2 -
TA201-T	33- 3 - 11	1K8-6-8	37- 1 - 23	102290-7	53- 2 - 8
TA201-TB-W	33- 1 - 7	1U262-001-1	37- 1 -	102291-1	53- 1 - 83
TA201-TB-W	34- 3 - 32	10-3103-1	71- 10 - 1	102291-501	53- 1 -
TC100(12)	34- 4 -	10-357290-1	31- 3 - 36	102291-501	53- 2 -
TS33-30	32- 7 - 10	101019-1	71- 2 - 15	102292-1	53- 2 - 3
TT-1508-2	32- 9 - 49	101019-2	24- 2 - 4	102294-1	53- 2 - 1
TY-27	71- 3 - 2	101019-2	71- 2 - 11	102294-2	53- 2 -
TYPE 8-B	AR	101019-3	24- 2 - 2	102294-3	53- 2 - 2
TIG151-2C-RD-D1-PN	34- 3 - 34	101019-3	71- 2 - 10	102294-4	53- 2 -
T101D	24- 1 - 31	101019-4	24- 2 - 3	102294-501	52- 3 - 1
WC-048	24- 3 - 2	101019-4	71- 2 - 9	102294-501	53- 1 - 1
XB10224	25- 4 -	101019-501	71- 2 - 7	102294-501	53- 2 -
XX10362	25- 4 -	101020-10	71- 2 -	102295-501	53- 1 - 2
X1A	33- 4 -	101020-11	71- 2 - 16	102295-501	53- 3 - 1
X17990	24- 1 - 9	101020-12	71- 2 - 17	102296-21	53- 1 - 15
X2RDA	33- 3 - 3	101020-501	71- 1 - 3	102296-21	53- 3 - 2
X5133-21	32- 7 - 6	101020-501	71- 2 -	102296-21	53- 4 - 15
X5133-21	32- 8 - 4	101020-7	71- 2 - 18	102296-22	53- 1 -
Y-9040	53- 1 -	101020-9	71- 2 - 3	102296-22	53- 3 -
Y-9040	53- 2 -	101021-503	71- 1 - 4	102296-22	53- 4 -
Y-9132A	53- 4 - 11	101025-501	71- 1 - 8	102297-502	53- 1 -
Y4526	57- 3 - 17	102021-5	71- 1 - 7	102297-901	53- 2 -
Y9032A	34- 1 -	102023-3	53- 4 - 7	102297-902	53- 3 -
Y9122	25- 4 - 10	102023-4	53- 4 -	102298-1	53- 3 - 3
Y9132A	21- 2 -	102026-1	53- 4 - 5	102298-2	53- 3 - 4
Y9132A	30- 3 - 9	102031-1	53- 1 - 35	102298-3	53- 3 - 5
Y9132A	34- 1 -	102031-1	53- 3 - 8	102298-502	53- 1 - 3
Y9132A	53- 1 - 34	102031-1	53- 4 - 14	102298-901	53- 2 - 9
Y9132A	56- 1 - 19	102031-501	53- 4 - 27	102298-902	53- 3 -
Y9132B	25- 4 - 90	102069-1	53- 4 - 6	102299-1	53- 1 - 62
Y9132B	30- 3 - 14	102101-1	53- 1 - 23	102299-2	53- 1 - 90

GRUMMAN AMERICAN AVIATION

AA-1C

ILLUSTRATED PARTS CATALOG

Part Number	Figure & Index Number	Part Number	Figure & Index Number	Part Number	Figure & Index Number
102299-3	53- 1 - 16	102316-5	53- 6 - 3	102353-502	53- 1 -
102299-3	53- 2 -	102317-3	25- 2 - 79	102354-1	33- 5 - 1
102299-3	53- 4 - 24	102317-4	25- 2 - 80	102354-501	25- 4 - 16
102299-4	53- 1 - 81	102317-5	25- 2 - 66	102354-501	33- 5 -
102299-4	53- 2 -	102317-6	25- 2 - 82	102356-1	53- 1 - 93
102299-5	53- 1 - 79	102319-505	25- 2 - 30	102356-2	53- 1 - 92
102299-5	53- 2 -	102319-506	25- 2 - 31	102357-1	28- 2 - 6
102299-501	53- 4 - 25	102320-2	25- 2 - 33	102357-2	53- 1 - 22
102299-502	53- 1 -	102320-6	25- 2 - 26	102365-2	53- 1 - 33
102299-6	53- 1 - 36	102322-1	53- 1 - 96	102365-2	53- 4 - 20
102299-6	53- 3 -	102322-1	53- 4 - 21	102366-1	56- 1 - 13
102299-7	53- 1 - 17	102322-2	53- 1 -	102367-501	53- 1 - 74
102299-7	53- 2 -	102322-2	53- 4 -	102367-501	53- 4 - 18
102299-7	53- 4 -	102323-503	25- 2 -	102370-1	71- 4 - 25
102299-8	53- 1 - 102	102323-504	25- 2 -	102370-1	71- 4 - 52
102299-9	53- 1 - 41	102323-505	25- 2 - 41	102370-2	71- 4 - 20
102299-901	53- 2 -	102323-8	25- 2 - 14	102370-2	71- 4 - 53
102299-902	53- 3 -	102325-2	56- 1 - 2	102385-1	25- 2 - 47
102299-904	53- 4 -	102328-1	53- 1 - 59	102386-10	25- 4 - 51
102300-3	53- 4 - 8	102328-501	53- 1 - 53	102386-12	25- 4 - 70
102301-1	53- 1 - 6	102328-501	53- 3 - 7	102386-13	25- 4 - 62
102301-501	52- 3 - 2	102335-501	25- 2 - 59	102386-14	25- 4 - 61
102301-501	53- 1 - 3	102335-502	25- 2 -	102386-5	25- 4 - 45
102301-501	53- 2 - 10	102336-1	25- 2 - 60	102386-6	25- 4 - 46
102302-1	53- 1 - 73	102336-501	25- 2 -	102386-7	25- 4 -
102302-1	53- 4 - 19	102336-505	25- 2 - 75	102386-8	25- 4 - 89
102303-1	53- 1 - 72	102336-506	25- 2 -	102386-9	25- 4 - 50
102303-1	53- 4 - 17	102336-507	25- 2 -	102387-1	25- 2 - 7
102304-1	53- 1 - 71	102336-510	25- 2 -	102387-10	25- 2 - 36
102304-1	53- 4 - 16	102344-1	25- 4 - 3	102387-13	25- 2 - 8
102306-1	53- 1 - 98	102344-1	53- 4 - 4	102387-14	25- 2 -
102306-1	53- 4 - 22	102344-15	25- 4 - 15	102387-15	25- 2 - 39
102306-2	53- 1 - 99	102344-3	25- 4 - 75	102387-2	25- 2 -
102306-2	53- 4 -	102344-30	25- 4 - 22	102387-3	25- 2 - 9
102307-1	53- 1 - 97	102344-31	25- 4 - 23	102387-4	25- 2 -
102307-1	53- 4 -	102344-32	25- 4 - 82	102387-501	25- 2 - 1
102307-2	53- 1 -	102344-33	25- 4 - 83	102387-502	25- 2 -
102307-2	53- 4 -	102344-39	25- 4 -	102387-503	25- 2 -
102308-1	53- 1 - 100	102344-4	25- 4 - 74	102387-504	25- 2 -
102308-1	53- 4 -	102344-41	25- 4 - 2	102387-505	25- 2 -
102308-2	53- 1 -	102344-5	25- 4 - 21	102387-506	25- 2 -
102308-2	53- 4 -	102344-50	25- 4 - 78	102387-507	25- 2 - 6
102309-3	53- 1 - 19	102344-506	25- 4 - 17	102387-508	25- 2 -
102309-4	53- 1 -	102344-51	25- 4 - 77	102387-509	25- 2 - 35
102309-4	53- 4 - 2	102344-52	25- 4 - 67	102387-510	25- 2 -
102309-6	53- 1 - 21	102344-53	25- 4 - 68	102387-511	25- 2 -
102309-6	53- 4 - 1	102344-54	25- 4 - 14	102387-512	25- 2 -
102309-502	53- 1 - 18	102344-56	25- 4 - 26	102387-7	25- 2 - 38
102310-1	53- 1 - 43	102344-57	25- 4 - 34	102387-8	25- 2 -
102310-501	53- 1 -	102344-6	25- 4 - 80	102387-9	25- 2 - 37
102312-1	52- 3 - 3	102344-7	25- 4 - 81	102389-1	25- 4 - 64
102312-2	52- 3 - 4	102348-2	25- 2 - 42	102389-2	25- 4 - 63
102312-501	52- 3 -	102348-3	25- 2 - 43	102389-3	25- 4 -
102312-502	52- 3 -	102348-4	25- 2 - 46	102389-4	25- 4 -
102313-3	52- 4 - 5	102348-5	25- 2 - 49	102389-5	25- 4 -
102313-4	52- 4 -	102348-6	25- 2 - 51	102389-6	25- 4 -
102316-1	53- 1 - 11	102348-7	25- 2 - 45	102391-2	52- 1 - 8
102316-1	53- 6 - 2	102350-1	25- 2 - 61	102393-503	56- 1 -
102316-2	53- 1 - 12	102350-3	25- 2 - 76	102393-504	56- 1 -
102316-4	53- 6 -	102353-501	53- 1 - 63	102393-506	56- 1 -

GRUMMAN AMERICAN AVIATION

AA-1C
ILLUSTRATED PARTS CATALOG

Part Number	Figure & Index Number	Part Number	Figure & Index Number	Part Number	Figure & Index Number
102393-902	56- 1 - 1	102449-501	52- 2 -	200006-502	57- 6 -
102394-1	56- 1 - 3	102449-502	52- 2 -	200402	25- 3 - 4
102394-2	56- 1 -	102450-1	52- 1 - 30	201001-5	34- 1 - 24
102394-3	56- 1 -	102450-501	52- 1 - 29	201173-1	57- 6 - 31
102395-1	52- 1 - 1	102451-501	25- 4 - 37	201173-2	57- 6 -
102395-2	30- 3 - 4	102451-502	25- 4 -	201173-501	57- 6 - 28
102395-2	52- 1 - 2	102453-1	25- 4 - 39	201173-502	57- 6 -
102395-3	52- 1 - 3	102453-2	25- 4 - 5	201174-25	57- 3 - 18
102395-4	30- 3 - 6	102453-3	25- 4 - 4	201174-26	57- 3 -
102395-4	52- 1 - 4	102453-4	25- 4 - 1	201178-1	57- 3 - 4
102395-5	52- 1 - 28	102453-501	25- 4 -	201178-2	57- 3 -
102395-501	52- 1 -	102453-502	25- 4 -	201178-501	57- 3 - 1
102395-502	52- 1 -	10853-00	28- 3 - 24	201178-502	57- 3 -
102395-503	52- 1 -	11-008	32- 8 - 8	201180-1	57- 6 -
102395-504	52- 1 -	11-011	32- 8 - 12	201180-2	57- 6 -
102395-6	52- 1 - 5	11-014	32- 8 - 10	201180-502	57- 6 - 61
102398-2	56- 1 -	11-111	32- 8 - 7	201182-1	57- 7 - 14
102400-1	52- 1 - 16	11F417-4-0190	71- 4 - 47	201183-5	57- 7 - 12
102400-2	52- 1 - 16	111-3	33- 4 - 5	201183-6	57- 7 -
102412-1	52- 1 - 24	111F417-6-0120	57- 1 - 4	201184-1	57- 6 - 1
102413-502	52- 1 - 23	111F417-6-0180	57- 1 - 3	201185-2	57- 3 - 56
102422-1	52- 1 - 20	116	34- 3 - 29	201185-3	57- 3 -
102424-1	25- 2 - 18	12W2A2S	34- 4 - 3	201185-4	57- 3 - 50
102424-2	25- 2 - 19	120-50	11- 1 - 1	201185-5	57- 3 - 57
102424-501	25- 2 - 10	120-50	33- 3 - 9	201185-503	57- 3 - 42
102426-501	25- 2 - 40	12003	34- 4 - 4	201185-504	57- 3 -
102426-502	25- 2 -	1202-0306	AR	201185-505	57- 3 -
102428-1	56- 1 - 27	1204-0306	AR	201185-508	57- 3 -
102429-1	56- 1 - 28	1204-0308	AR	201185-509	57- 3 - 37
102430-1	52- 1 - 6	1247-0306	AR	201185-7	57- 3 - 58
102431-501	52- 1 - 13	130F001-4-0240	71- 4 - 16	201188-507	57- 6 - 69
102433-3	52- 1 -	132013	71- 5 - 7	201188-508	57- 6 -
102434-3	52- 1 -	133A16	37- 1 -	201189-3	57- 3 - 21
102435-2	25- 2 - 22	133A4	37- 1 - 8	201189-4	57- 3 -
102436-1	56- 1 - 22	14-2	28- 3 - 18	201189-503	57- 3 -
102437-10	25- 4 - 71	15X6.00-16	32- 1 - 9	201189-504	57- 3 -
102437-3	25- 4 - 48	150006-002	71- 5 - 8	201190-501	57- 3 -
102437-4	25- 4 - 49	1512	57- 7 - 11	201191-5	33- 3 - 1
102437-5	25- 4 -	153-00800	32-10 - 8	201191-5	57- 7 - 2
102437-6	25- 1 - 87	154-00600	32-10 - 9	201191-503	57- 7 - 13
102437-7	25- 4 - 55	155-00200	32-10 - 10	201191-504	57- 7 -
102437-8	25- 4 - 56	1601-0410	AR	201191-505	33- 3 -
102437-9	25- 4 - 72	1601-0412	AR	201191-505	57- 6 - 5
102439-503	52- 1 - 27	1601-0414	AR	201191-505	57- 7 -
102439-504	52- 1 - 27	1601-0512	AR	201191-506	33- 3 -
102440-1	56- 1 - 23	1604-0412	AR	201191-506	57- 6 -
102441-502	56- 1 - 4	1604-0514	24- 1 -	201191-506	57- 7 -
102443-1	56- 1 - 12	1604-151	34- 1 - 8	201191-6	33- 3 -
102444-1	53- 1 - 30	161-03100	32-10 - 5	201191-6	57- 7 -
102444-1	53- 3 -	162-02800	32-10 - 3	201192-1	57- 3 - 23
102444-1	53- 4 - 13	1648-001-60	34- 3 - 27	201192-2	57- 3 - 26
102444-2	53- 1 -	1777	53- 6 - 13	201192-501	57- 3 -
102444-2	53- 3 -	1803-4	30- 3 - 3	201192-502	57- 3 -
102444-2	53- 4 -	1803-4	52- 1 - 18	201193-3	57- 3 - 36
102445-501	25- 5 - 1	1816	33- 5 - 2	201193-4	57- 3 -
102446-1	56- 1 - 29	2H3-12	37- 1 -	201193-5	57- 3 - 35
102447-1	53- 1 - 104	2R1395-2	53- 1 - 51	201193-503	57- 3 - 27
102449-1	52- 2 - 9	200-5	37- 1 -	201193-504	57- 3 -
102449-3	52- 2 - 1	200005-501	57- 6 - 2	201194-1	57- 6 -
102449-4	52- 2 - 5	200006-501	57- 6 -	201195-1	57- 6 -

GRUMMAN AMERICAN AVIATION

AA-1C
ILLUSTRATED PARTS CATALOG

Part Number	Figure & Index Number	Part Number	Figure & Index Number	Part Number	Figure & Index Number
201685	25- 3 - 1	313010	30- 1 -	401129-4	28- 3 - 14
202032-501	27- 5 - 2	31902	77- 2 - 8	401129-5	28- 3 - 24
202032-501	57- 5 - 1	3219-4-C4T	28- 4 - 2	401129-501	28- 3 -
202032-501	57- 6 - 50	34-665-3/16	71- 5 - 2	401129-502	28- 3 -
202032-502	27- 5 -	3432	24- 1 - 27	401130-503	28- 1 -
202032-502	57- 5 -	3502-10-78	21- 6 - 12	401131-1	28- 3 - 2
202032-502	57- 6 -	3502-10-78	27- 9 -	401131-2	28- 3 - 8
202033-1	57- 5 - 2	3502-10-78	27- 9 - 34	401131-3	28- 3 - 6
202033-2	57- 5 -	3502-10-78	71- 4 - 51	401131-4	28- 3 - 3
202034-1	57- 5 - 8	3532	24- 1 - 28	401131-5	28- 3 - 11
202035-1	57- 5 - 7	3585-2CN0164	52- 1 -	401131-501	28- 1 - 31
202036-1	57- 6 - 68	3591-3CN0190	52- 1 -	401131-501	28- 3 -
203018-502	57- 6 - 57	3591-5CN0312	32- 9 - 37	401131-502	28- 1 -
204405	25- 3 - 2	36T0521	32- 5 - 14	401131-502	28- 3 -
211CC	37- 1 - 7	362-EW	71- 4 - 22	401132-1	28- 4 - 9
214-00300	32- 10 - 4	4L-1FF	27- 9 - 26	401132-2	28- 4 -
214-00300	32- 10 - 6	40-5A	33- 4 - 8	401133-1	28- 5 - 8
214-00400	32- 10 - 7	4002-G	71- 2 - 4	401133-501	28- 1 - 7
214-16	71- 1 - 11	4002-4	71- 2 - 6	401133-501	28- 5 -
22A8-02BC	52- 4 - 6	401010-501	57- 6 - 32	401134-1	28- 2 - 9
22K2-048	56- 1 - 7	401109-501	57- 6 - 17	401135-501	28- 2 -
22NA1-054	57- 6 - 29	401110-3	57- 6 - 47	401136-501	28- 1 - 1
22ND8-02	AR	401110-502	57- 6 - 40	401137-501	28- 1 - 28
2214	53- 1 -	401114-2	28- 5 - 2	402012-1	24- 3 - 13
23-501-06	37- 1 -	40115-1	57- 6 - 35	402012-504	24- 3 - 10
26-000-001	33- 5 - 5	401116-1	57- 6 - 37	402012-505	24- 3 -
26-00-100	30- 1 - 15	401117-1	57- 6 - 39	402012-6	24- 3 - 12
26-000-100	33- 4 - 21	401117-501	57- 6 -	402012-7	24- 3 - 14
268-N	34- 4 -	401118-1	28- 4 - 6	402013-4	24- 3 - 1
271-N	34- 4 -	401119-1	57- 6 -	402013-5	24- 3 -
2716-1	25- 6 - 1	401119-501	57- 6 - 10	402013-504	24- 3 - 15
28DX24	32- 9 - 33	401121-1	28- 1 - 3	402014-501	24- 1 - 1
2800-17	34- 4 -	401121-12	28- 1 - 26	402014-501	24- 3 -
2904-81-H	77- 2 - 7	401121-13	28- 1 -	402015-1	24- 3 -
3/32 X 5/32	21- 3 -	401121-14	28- 1 - 25	402015-2	24- 3 -
3/32 X 5/32	71- 4 -	401121-2	28- 1 - 4	402015-501	24- 3 - 7
3A-664-3/16	21- 1 - 41	401121-3	28- 1 - 5	402020-501	24- 1 -
3A-665-3/16	71- 4 - 4	401121-4	28- 1 - 6	403005-8	32- 6 - 8
30-0009-35	57- 7 - 9	401121-5	28- 1 - 10	403009-502	32- 6 -
300-3CF	37- 1 -	401121-503	28- 1 -	403009-503	32- 6 - 3
300003	55- 1 -	401121-6	28- 1 - 12	403009-506	32- 6 - 14
301025-501	55- 1 -	401121-7	28- 1 - 16	403009-507	32- 6 - 13
301025-501	55- 1 - 31	401121-8	28- 1 - 27	403009-508	32- 6 - 18
301030-1	55- 1 -	401122-501	28- 1 - 13	403009-509	32- 6 - 19
301030-501	55- 1 - 20	401122-501	28- 2 -	403009-8	21- 1 - 48
301030-501	55- 1 - 52	401124-1	57- 6 - 9	403010-4	32- 7 -
301035-1	55- 1 - 67	401125-1	28- 1 -	403012-2	32- 1 - 19
301035-2	55- 1 -	401125-501	28- 1 - 22	403012-3	32- 1 - 20
301035-3	55- 1 - 62	401126-1	28- 2 - 1	403013-1	32- 5 - 10
301035-4	55- 1 -	401126-1	28- 6 -	403013-2	32- 5 - 11
302001-501	55- 1 - 22	401127-501	57- 3 - 5	403013-501	32- 5 -
302037-1	55- 1 - 1	401127-502	57- 3 -	403017-501	32- 8 -
302038-1	55- 1 - 12	401128-1	28- 4 - 3	40303-4	30- 3 - 12
302038-501	55- 1 - 4	401128-501	28- i - 32	404009-1	34- 1 - 15
3020038-502	55- 1 - 8	401128-501	28- 4 -	404011-1	34- 1 - 21
302040-1	55- 1 - 13	401128-502	28- 1 - 33	404011-11	34- 1 - 4
302042-1	55- 1 - 61	401128-502	28- 4 -	404011-12	34- 1 - 9
302045-1	55- 1 - 28	401129-1	28- 3 - 16	404011-13	34- 1 - 11
302046-1	55- 1 - 29	401129-2	28- 3 - 17	404011-14	34- 1 - 19
31-0745-1	57- 7 - 6	401129-3	28- 3 - 19	404011-2	34- 1 - 22

GRUMMAN AMERICAN AVIATION

AA-1C

ILLUSTRATED PARTS CATALOG

Part Number	Figure & Index Number	Part Number	Figure & Index Number	Part Number	Figure & Index Number
404011-5	34- 1 - 2	500006-3	71- 4 -	502028-3	71- 9 - 11
404011-502	34- 1 -	500006-5	71- 3 - 4	502028-4	71- 9 - 13
404011-8	34- 1 - 16	500006-8	71- 4 - 12	502028-502	71- 4 - 39
404011-901	52- 3 -	500006-9	71- 4 - 10	502028-502	71- 9 -
405002-2	37- 1 - 11	500009-501	71- 4 -	502029-4	71- 9 - 6
405002-503	37- 1 -	500010-501	71- 1 - 17	502029-5	71- 9 - 8
40558	77- 2 -	500010-501	71- 4 -	502031-1	71- 7 - 3
406001-501	21- 1 -	500010-502	71- 1 - 18	502031-2	71- 7 - 1
406001-503	21- 1 - 7	500010-502	71- 4 -	502031-2	71- 7 - 22
406001-504	21- 1 - 8	500010-502	71- 5 -	502032-1	71- 7 - 24
406001-505	21- 1 -	500011-501	71- 1 -	502033-1	71- 7 -
406001-506	21- 1 - 6	500207-501	71- 4 - 36	502033-1	71- 7 - 19
406002-1	21- 1 - 21	501035-2	71- 1 - 9	5020033-3	71- 7 - 21
406002-4	21- 1 - 19	501112-11	71- 4 - 9	502033-4	71- 7 - 20
406004-1	21- 1 - 27	501112-501	71- 4 - 48	502034-1	71- 4 - 54
406004-2	21- 1 - 33	501112-7	71- 4 - 8	502034-2	71- 4 - 55
406004-501	21- 1 -	501112-8	71- 4 -	502036-1	71- 9 - 4
406006-501	21- 1 - 12	501115-501	71- 4 - 1	502036-2	71- 9 - 5
406006-502	21- 1 - 15	502001-1	71- 6 - 4	502036-3	71- 9 - 9
406006-503	21- 1 - 13	502001-2	71- 6 - 8	502036-501	71- 4 - 38
406009-1	21- 2 - 27	502001-3	71- 4 -	502036-501	71- 9 -
406009-2	21- 2 - 15	502001-3	71- 6 - 2	503001-501	71- 5 - 20
406009-3	21- 2 - 26	502001-3	71- 6 - 6	503001-502	71- 5 -
406009-505	21- 2 -	502001-4	71- 6 - 1	503001-503	71- 5 - 26
406009-506	21- 2 -	502001-4	71- 6 - 5	503001-7	71- 5 - 22
406010-501	21- 2 -	502001-501	71- 4 - 30	503002-502	71- 5 - 18
406010-502	21- 2 -	502001-501	71- 6 -	503004-4	71- 5 - 28
406011-1	21- 2 - 17	502001-502	71- 4 - 31	503004-504	71- 5 - 30
406011-10	21- 2 - 21	502001-502	71- 6 -	503005-1	71- 5 - 29
406011-2	21- 2 - 18	502003-2	71- 7 - 18	503005-503	71- 5 -
406011-5	21- 2 - 19	502003-4	71- 7 - 16	503006-1	71- 5 - 4
406011-501	21- 2 -	502003-501	71- 4 - 35	503006-2	71- 5 - 5
406011-503	21- 2 - 20	502003-501	71- 7 -	503011-1	71- 5 - 15
406011-8	21- 2 - 25	502004-3	71- 7 - 26	503011-2	71- 5 - 16
406011-9	21- 2 - 23	502006-1	71- 8 - 4	503011-3	71- 5 - 17
406012-1	21- 2 - 3	502006-2	71- 8 - 5	503011-502	71- 5 -
406012-2	21- 2 -	502006-501	71- 4 - 37	503011-503	71- 5 -
406013-1	21- 2 -	502006-502	57- 6 - 71	503012-1	71- 5 - 14
406013-2	21- 2 - 4	502007-1	71- 8 - 1	503012-2	71- 5 - 13
4202	25- 6 -	502007-2	71- 8 - 2	503012-3	71- 5 - 12
4245-8	34- 4 -	502007-501	71- 8 -	503012-4	71- 5 - 11
440450	34- 3 - 7	502009-1	71- 7 - 5	503012-502	71- 5 - 9
442799-PP	34- 3 - 11	502009-2	71- 7 - 12	504002-501	71- 5 -
444616-P	34- 3 - 14	502009-3	71- 7 - 10	505004-1	71- 3 - 6
44464-P	34- 3 - 12	502009-5	71- 7 - 9	505004-501	71- 3 -
444903	25- 1 - 7	502009-504	71- 4 - 34	505004-501	71- 4 -
446642-24	71- 4 - 17	502009-504	71- 7 -	506003-3	61- 1 - 3
4509	33- 1 - 3	502009-6	71- 7 - 7	506004-1	61- 1 - 13
4516	34- 2 - 10	502009-7	71- 7 -	506004-2	61- 1 - 12
4526	30- 3 - 13	502009-7	71- 7 - 6	506004-503	61- 1 -
478360	28- 6 - 1	502009-7	71- 7 - 8	506005-2	61- 1 - 4
479012	28- 6 - 3	502009-8	71- 7 - 14	506006-503	61- 1 - 1
479135	28- 6 - 2	502015-1	71- 7 - 17	506013-3	21- 2 - 5
479136	28- 6 - 4	502015-1	71- 9 -	507001-1	71- 4 - 2
480303-0	33- 4 - 28	502017-1	71- 4 - 43	507003-1	71- 5 - 1
5.00-5	32- 10 - 1	502018-1	71- 8 - 6	507005-1	71- 4 - 6
5.00-5	32- 10 - 2	502019-1	71- 8 - 3	51DF3	77- 2 - 11
500002-2	27- 2 - 37	502021-2	71- 9 - 14	51L1-1X1AA	71- 2 - 1
500006-10	71- 4 - 15	502028-1	71- 9 -	51PA5	24- 1 -
500006-2	71- 4 - 23	502028-2	71- 9 - 12	5100-5Q-MD	27- 10 - 13

GRUMMAN AMERICAN AVIATION

AA-1C
ILLUSTRATED PARTS CATALOG

Part Number	Figure & Index Number	Part Number	Figure & Index Number	Part Number	Figure & Index Number
5102291-1	53- 1 - 87	5602110-1	27- 1 -	5803007-51	11- 1 - 5
5102291-2	53- 1 - 84	5602113-1	27- 1 - 40	5803007-43	11- 1 - 4
5102342-1	53- 1 - 46	5602113-502	27- 1 -	5803007-51	25- 4 - 11
5102342-2	53- 1 - 47	5607003-3	27- 9 - 1	5803007-59	11- 1 - 6
5102342-501	53- 1 - 44	5607003-4	27- 9 - 2	5803007-59	34- 2 - 11
5102346-504	34- 3 -	5607003-501	27- 9 - 13	5803008-1	27- 1 -
5102353-27	25- 4 - 43	5607008-501	55- 1 - 47	5803009-1	34- 3 - 35
5102353-26	25- 4 - 44	5607008-502	55- 1 -	5804012-501	33- 3 -
5102383-7	25- 2 - 67	5607016-1	27- 9 - 19	5804012-504	33- 3 - 5
5102383-8	25- 2 -	5701056-1	32- 1 - 29	5804012-505	33- 3 -
5102383-9	25- 2 - 83	5701056-2	32- 1 - 28	5804012-506	33- 3 -
5102387-1	25- 2 -	5701056-3	32- 1 - 30	5804012-509	33- 3 -
5103011-1	53- 6 - 5	5701064-1	32- 1 - 14	5804012-510	33- 3 -
5103011-2	53- 6 - 6	5701064-2	32- 1 -	5804022-3	32- 2 - 26
5103011-501	53- 6 -	5701065-1	32- 1 - 32	5804022-4	32- 2 -
5103011-502	53- 6 -	5701070-2	32- 1 - 26	5804022-5	32- 2 - 21
5115-62MD	27- 9 -	5701070-3	32- 1 - 27	5804028-502	33- 1 -
5144-37-MD	27- 10 - 2	5701070-4	32- 1 -	5804022-505	32- 2 -
52-002-094-0875	27- 9 - 38	5702002-3	32- 13 - 6	5804022-506	32- 2 -
52-012-062-0500	52- 4 -	5702003-10	32- 13 -	5804022-6	32- 2 -
52-022-094-0375	27- 9 - 6	5702003-11	32- 13 -	5804022-7	32- 2 -
52-022-094-0500	27- 9 - 22	5702003-12	32- 13 -	5804022-9	32- 2 -
52-022-094-0750	27- 10 - 8	5702003-3	32- 13 - 12	5804022-901	32- 2 -
52-028-093-0750	52- 1 - 25	5702003-501	32- 13 -	5804022-902	32- 2 -
52-028-125-0312	21- 6 - 10	5702003-502	32- 13 - 7	5804023-1	32- 2 - 4
52-028-125-0437	32- 9 - 36	5702003-503	32- 13 - 4	5804023-2	32- 2 -
52-028-125-0750	52- 1 - 7	5702003-8	32- 13 -	5804023-3	32- 2 - 8
52-028-125-0875	52- 2 - 8	5702005-1	32- 13 - 22	5804023-4	32- 2 - 10
52-028-125-0875	71- 4 -	5702005-2	32- 13 - 20	5804023-5	32- 2 -
52-028-125-1.000	27- 2 - 9	5702005-3	32- 13 - 15	5804023-2	34- 4 - 2
52-028-125-1.000	27- 2 - 13	5702005-4	32- 13 - 8	5804034-1	21- 6 - 14
522	21- 6 - 4	5702005-5	32- 13 - 17	5804034-3	21- 6 - 9
522	30- 3 - 10	5702005-501	32- 13 - 14	5804034-4	21- 6 - 8
5301033-1	55- 1 - 66	572005-502	32- 13 -	5804034-5	21- 6 - 3
5302026-501	55- 1 - 36	5702006-1	32- 13 -	5804034-503	21- 6 -
5302026-502	55- 1 -	5702006-4	32- 13 -	5804034-504	21- 6 -
5302031-503	55- 1 - 49	5702006-501	32- 13 - 1	5804034-505	21- 6 -
5302031-504	55- 1 -	576.1	30- 3 -	5804034-506	21- 6 -
5302032-3	55- 1 - 43	57666-0001	34- 2 - 2	5804034-507	21- 6 -
5302032-5	55- 1 - 34	57667-0001	34- 2 - 12	5804034-6	21- 6 - 2
5302032-6	55- 1 -	57674-0001	34- 2 - 4	5804046-1	11- 1 - 7
5302053-502	27- 9 - 11	57682-0101	34- 2 - 3	5804046-1	21- 5 - 6
531	57- 7 -	579.6	30- 3 -	5804056-2	34- 4 -
5402004-1	24- 1 - 22	579.6	53- 4 -	5901034-2	55- 1 - 40
5402004-3	24- 1 - 23	58N(.187)-FL	21- 6 - 6	5901034-3	55- 1 - 42
5402005-501	71- 4 - 28	5801007-1	34- 4 - 8	5901034-4	55- 1 - 41
5402012-501	24- 1 - 25	5801007-1	37- 1 - 9	5902000-1	57- 1 - 11
5402012-502	24- 1 -	5801010-501	34- 3 - 6	5902001-1	57- 1 - 12
5402012-503	24- 1 - 26	5801015-1	34- 3 - 20	5932FM	34- 4 -
5405002-3	37- 1 - 17	5801015-2	34- 3 - 5	5941-949-02	32- 10 -
5405002-4	37- 1 - 16	5801015-3	34- 3 - 18	6GM5B-50X1Z3	27- 2 - 35
5405002-5	37- 1 - 18	5801015-501	34- 3 -	6LC-C6	27- 1 - 11
5405002-6	37- 1 - 19	5803005-2	11- 1 - 2	6LC-C6	27- 2 - 63
55-022-094-0375	27- 9 - 25	5803005-2	11- 2 - 6	6L6-F	27- 10 - 47
5500014-1	71- 4 -	5803005-2	11- 3 - 3	600-001-10	57- 6 - 27
550110-15	71- 4 -	5803005-2	11- 4 - 3	600-001-10	57- 6 - 42
5505001-2	71- 3 - 5	5803007-39	11- 1 - 3	600006-502	27- 6 -
5505002-1	57- 1 - 7	5803007-39	34- 3 - 26	600007-501	27- 6 -
5602103-1	27- 1 - 38	5803007-41	24- 1 -	600009-501	27- 3 -
5602109-1	27- 1 - 39	5803007-43	53- 1 - 25	600009-502	27- 3 -

GRUMMAN AMERICAN AVIATION



**AA-1C
ILLUSTRATED PARTS CATALOG**

Part Number	Figure & Index Number	Part Number	Figure & Index Number	Part Number	Figure & Index Number
601029-1	27- 2 - 39	604053-501	27- 2 -	607016-1	27-10 - 48
601044-1	27- 3 - 9	604054-1	27- 5 - 4	607016-2	27- 9 -
601044-1	27- 6 - 7	604055-501	27- 5 - 1	607017-1	27- 9 - 17
601049-1	27- 2 - 43	604055-501	57- 6 - 65	607017-501	27- 9 -
601052-2	25- 2 - 68	604056-1	27- 2 - 61	64-032	21- 1 - 35
601053-1	27- 6 - 20	604056-501	27- 2 -	64-032-736	32- 5 - 1
601054-1	27- 3 - 10	604056-501	27- 5 - 44	65321	71- 5 - 36
601054-1	27- 6 - 8	604057-501	27- 2 -	65910	57- 1 - 26
602102-501	27- 1 - 1	604058-1	27- 5 - 20	7-06	33- 5 - 3
602103-501	27- 4 - 6	604058-2	27-10 - 34	700-223	34- 3 - 4
602104-1	27- 1 - 14	604060-1	27- 2 - 1	7000	34- 4 -
602104-14	27- 1 - 14	604062-1	27- 2 -	701007-1	32- 1 - 1
602104-3	27- 1 - 26	604062-2	27- 2 -	701017-1	32- 1 - 10
602104-4	27- 1 - 27	604062-3	27- 2 - 3	701042-1	32- 1 - 11
602104-503	27- 1 -	604062-4	27- 1 - 28	701055-1	32- 1 - 21
602104-503	27- 4 - 1	604062-4	27- 2 - 16	701063-1	32- 1 - 36
602104-6	27- 1 - 16	604062-5	27- 2 -	701063-2	32- 1 -
602105-1	53- 1 - 26	604062-501	27- 2 -	701067-1	32- 1 - 31
602106-1	27- 4 - 2	604062-502	27- 2 -	701068-1	32- 1 - 12
602107-505	27- 6 - 12	604062-503	27- 2 -	701068-2	32- 1 -
602107-505SS	27- 6 -	604062-6	27- 2 - 32	701068-3	32- 1 -
602107-506	27- 6 - 13	604062-7	27- 2 - 22	701070-2	32- 1 - 21
602107-506SS	27- 6 -	604062-8	27- 2 - 33	701070-3	32- 1 - 38
602107-507	27- 4 - 10	604062-9	27- 2 - 10	701073-1	32- 1 - 22
602107-507SS	27- 4 -	604065-501	27- 5 - 3	701075-1	32- 1 - 23
602107-508	27- 5 - 56	604066-1	27- 2 - 34	701075-501	32- 1 -
602107-508SS	27- 5 -	604067-501	27- 5 - 18	701075-502	32- 1 -
602107-509	27- 4 - 16	604068-1	27- 2 - 48	702052-4	32- 9 - 35
602107-509	27- 4 - 21	607003-502	27-10 - 42	702052-5	32- 9 - 32
602107-509	27- 5 - 49	607003-503	27-10 - 14	702053-1	32- 9 - 40
602107-509	27- 7 - 1	607003-6	27-10 - 3	702053-2	32- 9 - 41
602107-509SS	27- 4 -	607003-8	27-10 - 7	702053-3	32- 9 - 42
602107-510	27- 7 - 2	607003-9	27- 9 - 12	702053-5	32- 9 - 43
602107-510SS	27- 7 -	607003-9	27-10 - 1	702054-5	32- 9 - 27
602110-2	27-10 - 17	607004-2	27-10 - 22	702054-506	32- 9 -
602111-1	27-11 - 1	607004-4	27-10 - 11	702054-507	32- 9 -
602111-2	27-11 - 3	607004-5	27-10 - 10	702057-506	32- 9 - 22
602111-501	27-11 -	607004-502	27-10 - 20	702058-4	32- 9 - 6
603067-501	27- 1 - 3	607004-503	27-10 - 21	702058-5	32- 9 - 4
603068-501	27- 1 - 2	607005-2	27-10 - 49	702058-6	32- 9 - 13
603069-1	27- 1 - 5	607006-1	27-10 - 12	702059-1	32- 9 - 2
603069-2	27- 1 - 6	607007-3	27- 9 - 37	THROUGH	
603069-501	27- 1 - 4	607007-4	27- 9 - 39	702059-8	
603070-1	27- 4 - 27	607007-502	27- 9 - 30	702060-1	32- 9 - 19
603071-1	27- 5 - 67	607009-503	32-13 -	702063-2	32- 9 - 18
603072-1	25- 5 - 78	607010-1	27- 9 - 24	702064-501	32- 9 - 17
603072-1	55- 1 -	607010-2	27- 9 - 21	702065-502	32- 9 - 1
603072-501	27- 5 -	607010-3	27- 9 - 23	702067-501	32- 9 - 26
603072-501	55- 1 - 65	607011-501	27- 9 -	719-40MRP	12- 3 - 2
603073-1	27- 5 - 65	607012-1	27- 9 - 8	72CK-0-52	61- 1 -
603074-4	57- 6 - 70	607012-1	55- 1 -	72CK-0-52	71- 1 -
603075-1	27- 5 -	607012-2	27- 9 - 10	72CK-0-56	61- 1 - 14
603075-2	27- 5 - 38	607012-2	52- 2 - 13	72C-0-56	71- 1 - 2
603075-3	27- 5 - 12	607012-2	55- 1 -	73-14	33- 4 - 9
603075-4	27- 5 - 13	607013-503	27-10 - 28	73-140	33- 3 -
603075-501	27- 5 -	607013-504	27-10 -	73-2	33- 4 - 7
603075-502	27- 5 -	607013-6	27-10 - 15	7402	30- 3 - 2
603076-501	27- 5 - 8	607014-1	27- 9 - 20	7402	53- 4 -
603077-501	27- 5 - 32	607015-2	27-10 - 9	75944	57- 1 - 27
603077-501	27- 5 - 42	607016-1	27- 9 -	771	77- 2 -

GRUMMAN AMERICAN AVIATION

AA-1C
ILLUSTRATED PARTS CATALOG


Part Number	Figure & Index Number	Part Number	Figure & Index Number	Part Number	Figure & Index Number
80-3	33- 4 - 6	803007-59	11- 1 - 30	804008-501	30- 1 -
801012-1	34- 3 - 31	803007-59	52- 1 - 22	804009-501	34- 4 -
801012-1	34- 4 - 7	803007-63	11- 1 - 31	804009-502	34- 4 -
801013-3	34- 3 - 3	803007-63	53- 7 - 6	804009-503	34- 4 -
801015-2	34- 3 - 16	803007-64	11- 1 - 32	804009-504	34- 4 -
801015-3	34- 3 - 17	803007-64	53- 7 - 7	804009-505	34- 4 -
802015-1	53- 2 -	803007-65	11- 1 - 33	804009-506	34- 4 -
802015-502	53- 2 - 11	803007-66	11- 1 - 34	804010-509	34- 4 -
802016-901	53- 2 -	803007-66	11- 2 - 3	804011-503	71- 1 - 1
802034-501	24- 1 - 2	803007-66	11- 3 - 5	804012-501	34- 4 -
802064-501	34- 2 -	803007-66	11- 4 - 5	804013-1	25- 3 - 3
803005-1	11- 1 - 8	803007-67	11- 1 - 35	804013-502	25- 3 -
803005-1	53- 1 - 32	803007-67	34- 3 - 37	804019-10	32- 11 -
803006-3	11- 1 - 9	803007-68	11- 1 - 36	804019-11	32- 11 - 2
803006-3	25- 4 - 28	803007-69	11- 1 - 37	804019-12	32- 11 - 1
803007-1	11- 1 - 10	803007-69	53- 7 - 9	804019-13	32- 12 - 2
803007-1	25- 4 - 8	803007-74	11- 1 - 38	804019-14	32- 12 - 3
803007-10	11- 1 - 13	803007-74	53- 7 - 8	804019-15	32- 12 - 6
803007-10	25- 4 - 33	803007-8	11- 1 - 11	804019-17	32- 12 - 4
803007-11	11- 1 - 14	803007-8	25- 4 - 60	804019-18	32- 12 - 14
803007-11	25- 4 - 31	803007-9	11- 1 - 12	804019-19	32- 12 -
803007-13	11- 1 - 15	803007-9	25- 4 - 32	804019-20	32- 12 -
803007-13	25- 4 - 12	803009-1	11- 2 - 1	804019-21	32- 12 - 21
803007-14	11- 1 - 16	803009-1	11- 4 - 1	804019-4	32- 11 - 6
803007-14	25- 4 - 13	803009-2	11- 2 - 2	804019-4	32- 12 - 9
803007-18	11- 1 - 17	803009-2	11- 4 - 2	804019-504	32- 2 -
803007-18	53- 1 - 20	803009-3	11- 3 - 1	804019-504	32- 11 -
803007-19	11- 1 - 18	803009-3	11- 4 -	804019-504	32- 12 -
803007-19	28- 5 - 1	803009-4	11- 3 - 2	804019-505	32- 11 -
803007-20	33- 4 - 29	803009-4	11- 4 -	804019-506	32- 11 -
803007-21	11- 1 - 19	803009-5	11- 3 -	804019-507	32- 12 -
803007-21	25- 4 - 6	803009-5	11- 4 -	804019-508	32- 11 -
803007-23	11- 1 - 20	803009-6	11- 3 -	804019-510	32- 12 - 1
803007-23	25- 4 - 7	803009-6	11- 4 -	804019-511	32- 12 -
803007-27	11- 1 - 21	804001-1	33- 4 - 10	804019-512	32- 12 -
803007-27	11- 2 - 4	804001-2	33- 4 - 11	804019-6	32- 12 - 7
803007-27	11- 3 - 6	804001-3	33- 4 - 2	804019-7	32- 2 - 38
803007-27	11- 4 - 6	804001-4	33- 4 - 12	804019-7	32- 11 - 9
803007-29	11- 1 - 22	804001-502	33- 4 -	804019-7	32- 12 - 12
803007-29	11- 2 - 5	804001-503	61- 1 -	804021-1	32- 2 - 17
803007-29	11- 3 -	804001-504	33- 4 -	804021-10	32- 2 - 34
803007-29	11- 4 -	804003-502	33- 1 - 1	804021-11	32- 2 - 33
803007-31	11- 1 - 23	804003-503	33- 1 - 4	804021-2	32- 2 -
803007-31	25- 1 - 18	804004-1	34- 1 - 25	804021-3	32- 2 -
803007-34	21- 5 - 5	804004-1	34- 4 -	804021-4	32- 2 -
803007-35	11- 1 - 24	804004-501	34- 4 - 5	804021-5	32- 2 - 28
803007-35	30- 2 - 6	804005-2	77- 2 - 1	804021-501	32- 2 - 18
803007-36	11- 1 - 25	804005-4	77- 2 - 4	804021-505	32- 2 -
803007-36	30- 2 - 4	804005-501	77- 2 -	804021-506	32- 2 -
803007-37	11- 1 - 26	804005-506	77- 2 -	804021-507	32- 2 -
803007-37	30- 2 - 5	804006-1	25- 6 - 2	804021-508	32- 2 -
803007-39	11- 1 - 27	804006-2	25- 6 - 3	804021-509	32- 2 - 11
803007-39	21- 2 - 6	804007-1	21- 2 - 13	804021-512	32- 2 -
803007-40	11- 1 - 28	804007-1	30- 1 - 8	804021-6	32- 2 -
803007-40	25- 4 - 76	804007-1	57- 6 - 34	804021-7	32- 2 - 49
803007-49	25- 4 - 9	804007-2	30- 1 - 12	804021-8	32- 2 -
803007-50	33- 3 - 10	804007-4	30- 1 - 1	804021-901	32- 2 -
803007-56	34- 3 - 43	804007-501	30- 1 -	804021-902	32- 2 -
803007-58	11- 1 - 29	804007-502	30- 1 -	804022-1	12- 4 - 2
803007-58	52- 1 - 21	804008-1	30- 1 - 10	804022-11	12- 4 - 5

GRUMMAN AMERICAN AVIATION

AA-1C

ILLUSTRATED PARTS CATALOG

Part Number	Figure & Index Number	Part Number	Figure & Index Number	Part Number	Figure & Index Number
804022-501	12- 4 -	804046-3	32- 2 - 12	902011-502	55- 1 - 14
804022-501	12- 4 - 1	804046-3	32-12 - 17	902012-1	55- 1 - 23
804023-1	24- 2 - 8	804046-5	32- 2 - 42	902012-2	55- 1 - 18
804023-2	24- 2 - 9	804046-501	32- 2 - 44	902012-3	55- 1 - 57
804023-3	24- 2 - 12	804046-6	32- 2 - 43	902013-1	27- 5 - 33
804023-4	11- 1 - 40	804048-1	21- 1 - 45	902013-1	27- 5 - 43
804023-4	24- 2 -	804048-502	21- 1 -	902013-1	55- 1 -
804023-501	24- 2 -	804049-1	30- 3 - 11	902013-1	57- 6 -
804023-503	24- 2 -	804049-1	33- 1 - 5	902013-3	27- 5 - 23
804024-1	25- 7 - 3	804052-502	53- 7 -	902013-3	57- 6 -
804024-501	25- 7 -	804053-1	57- 4 - 1	902013-4	55- 1 - 56
804025-501	25- 7 -	804053-2	57- 4 - 3	902014-1	57- 6 - 60
804026-1	25- 5 - 7	804053-501	53- 7 - 1	902014-2	55- 1 -
804026-3	25- 5 - 3	804053-501	57- 4 -	902014-2	55- 1 - 19
804026-502	25- 5 -	804054-1	53- 7 - 2	902014-2	55- 1 - 24
804027-501	25- 1 - 5	804054-2	53- 7 -	902014-2	55- 1 - 54
804028-1	25- 1 - 4	804054-3	53- 7 - 3	902014-2	57- 6 - 56
804028-2	21- 1 - 20	804054-4	53- 7 -	902014-3	55- 1 -
804028-2	25- 1 - 3	804054-501	53- 7 -	902014-3	55- 1 - 53
804028-3	25- 1 -	804055-1	53- 7 - 4	902014-4	57- 6 - 55
804028-4	25- 1 -	804055-501	53- 7 -	902015-1	27- 6 - 25
804028-5	25- 1 -	804056-1	53- 7 -	902015-1	28- 2 -
804028-501	25- 1 - 1	804056-3	53- 7 -	902015-1	57- 1 - 16
804028-502	25- 1 -	804056-501	53- 7 -	902015-2	21- 1 - 50
804029-1	25- 1 -	804056-503	53- 7 - 5	902015-2	24- 3 - 18
804029-2	25- 1 -	804061-501	57- 1 -	902015-2	32- 6 - 12
804029-3	25- 1 - 16	804061-501	71- 1 - 19	902015-2	57- 3 - 14
804029-4	25- 1 - 13	804062-1	57- 1 - 19	902017-1	25- 2 - 15
804029-5	25- 1 - 15	804062-2	57- 1 - 20	902017-2	53- 1 - 67
804029-501	25- 1 - 12	804062-3	57- 1 - 18	902017-4	25- 2 - 56
804029-6	25- 1 - 17	804062-4	57- 1 - 25	902017-5	25- 5 -
804030-501	25- 1 -	804062-501	57- 1 - 13	902017-6	25- 2 - 70
804031-1	12- 2 - 2	804065-1	57- 4 -	902018-1	53- 1 - 89
804032-2	25- 1 - 9	8769517	25- 2 - 92	902019-1	32- 9 - 38
804033-1	30- 2 - 1	8781-2	24- 1 - 20	902020-1	25- 4 - 19
804033-2	30- 2 - 2	901033-1	53- 1 - 75	902020-501	53- 1 - 103
804033-501	30- 2 -	901033-1	57- 6 - 15	902024-1	52- 1 -
804035-1	25- 2 - 96	901035-1	27- 6 - 24	902029-1	24- 1 - 8
804035-3	25- 2 -	901035-1	53- 1 - 38	902029-2	24- 1 - 6
804036-1	21- 5 - 3	901035-1	53- 3 -	902030-1	24- 1 - 30
804036-501	21- 5 -	901035-1	53- 4 -	902032-501	34- 2 - 5
804037-3	25- 2 - 88	901035-2	61- 1 - 8	904008-901	27- 10 - 18
804037-3	53- 1 - 105	901038-501	71- 4 - 32	904008-902	27- 10 -
804037-501	25- 2 - 87	901043-1	57- 6 -	9279	34- 3 - 33
804037-501	53- 1 -	901043-3	57- 6 -	94F010006F0120	28- 1 - 14
804037-501	53- 1 - 106	901043-501	57- 6 - 49		
804037-502	25- 2 -	901044-2	57- 6 - 3		
804037-502	53- 1 -	901047-1	21- 3 - 1		
804039-1	71- 9 -	901047-501	21- 3 - 3		
804039-4	57- 1 - 1	901049-1	21- 5 - 4		
804039-502	57- 1 - 17	901056-1	27- 5 - 73		
804039-502	71- 9 - 2	901056-1	55- 1 - 63		
804041-1	25- 6 - 4	902010-1	57- 6 -		
804042-1	11- 1 - 40	902010-2	55- 1 -		
804042-1	25- 4 - 66	902010-3	55- 1 -		
804044-1	21- 3 - 5	902010-3	57- 6 -		
804044-501	21- 3 -	902010-501	57- 6 - 54		
804046-1	32- 2 - 29	902010-502	55- 1 - 55		
804046-1	32- 2 - 55	902010-503	55- 1 - 25		
804046-2	32- 2 - 46	902011-501	55- 1 - 45		



803007-8

LEVEL AIRPLANE HERE

803007-21
(1977)

NO STEP

803007-29

↑ 113 KNOTS MAX WITH CANOPY OPEN TO HERE
NO FLIGHT WITH CANOPY OPEN BEYOND THIS POINT

5803007-94

HAND HOLD

803007-23

NO STEP

803007-27

90 POUNDS MAXIMUM BAGGAGE
OR REAR SEAT PASSENGER
FOR ADDITIONAL LOADING
INSTRUCTIONS SEE WEIGHT AND
BALANCE DATA

803007-31

GRUMMAN AMERICAN
N X X X X X

5803013-1
(1978)

REMOVE IF OAT EXCEEDS +20°F

803007-36
(1977)



5803007-75



5803007-77

VENT
PULL-OPEN

5803007-106

BAGGAGE CAPACITY
100 POUNDS MAX

803007-40

CLOSE CANOPY-CYCLE LATCH

803007-58



803007-59
(1977)

H-METER
DOME-LI



CLOCK

5803007-41



5803007-120

THIS AIRPLANE MUST BE OPERATED AS A UTILITY CATEGORY AIRPLANE IN COMPLIANCE WITH THE OPERATING LIMITATIONS STATED IN THE FORM OF PLACARDS, MARKINGS AND MANUALS.

MAXIMUM DESIGN WEIGHT 1600 LBS
DESIGN MANEUVERING SPEED, VA 117 KNOTS, CAS
FLIGHT LOAD FACTORS:
FLAPS UP +4.4 -1.76 FLAPS DOWN +3.0

ACROBATIC MANEUVERS ARE LIMITED TO THE FOLLOWING

MANEUVER	ENTRY SPEED (CAS)
CHANDLLES	117 KNOTS
LAZY EIGHTS	117 KNOTS
STEEP TURNS	117 KNOTS
STALLS (EXCEPT WHIP STALLS)	SLOW DECELERATION

SPINS PROHIBITED

MAXIMUM ALTITUDE LOSS IN STALL 200 FEET
DEMONSTRATED CROSSWIND VELOCITY 16 KNOTS
THIS AIRPLANE NOT APPROVED FOR FLIGHT IN ICING CONDITIONS

READ FUEL GAUGES IN LEVEL FLIGHT ONLY.
FOR NORMAL OPERATION, MAINTAIN FUEL BALANCE.
DEMONSTRATED FUEL UNBALANCE 7 GAL.
REFER TO WEIGHT AND BALANCE DATA FOR LOADING INSTRUCTIONS.

THIS AIRPLANE IS CERTIFICATED FOR THE FOLLOWING OPERATIONS AS OF DATE OF ORIGINAL AIRWORTHINESS CERTIFICATE (PER VFR DAY/NIGHT WHEN PROPERLY EQUIPPED PER FAR 91.151):

803007-65



803007-66

MODEL AA-1C				
STALL SPEED KNOTS CAS				
BANK ANGLE				
CONDITION	0°	20°	40°	60°
FLAPS UP	57	59	65	81
FLAPS DN	53	55	61	75
1600 LBS. POWER OFF				

803007-67

CAUTION
SWIVEL VISOR
AFT AND UP
BEFORE OPENING
CANOPY

5803007-102

↑ ON
E +
L +
T ARM
↓

FOR AVIATION EMERGENCY USE ONLY. UNLICENSED OPERATION UNLAWFUL. OPERATION IN VIOLATION OF FCC RULES SUBJECT TO FINE OR LICENSE REVOCATION.

5803007-117

Placards and Markings (Sheet 2 of 3)
Figure 11-1

CHECKLIST
TAKE-OFF

- 1 FUEL-FULLEST TANK
- 2 MIXTURE-RICH
- 3 AUX PUMP-ON
- 4 INSTR'S-SET & CHECK
- 5 TRIM-SET
- 6 FLAPS-UP
- 7 THROTTLE-FULL
- 8 RAISE NOSE-55 KNOTS

LANDING

- 1 FUEL-FULLEST TANK
- 2 MIXTURE-RICH
- 3 AUX. PUMP-ON
- 4 CARB HEAT-A/R
- 5 FLAPS-A/R
- 6 APPROACH-70 KNOTS

5803007-112

ESCORT 110 GA

5803007-62

NO HAND HOLD

803007-69

CAUTION: FLASHING BEACON IN CLOUDS
MAY CAUSE VISUAL DISORIENTATION

5803007-108

TIRE PRESSURE NOSE 22 LBS
MAIN 19 LBS

804042-1

TURN OFF STROBE IN CLOUD, FOG
OR HAZE. TAXI WITH STROBE OFF

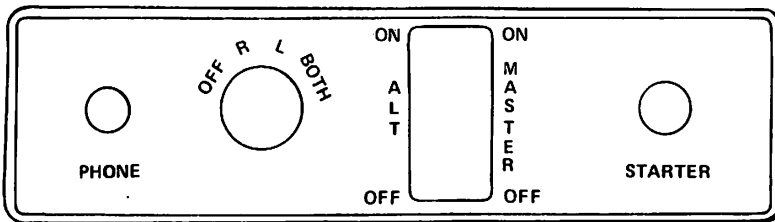
5803007-109

SPINS PROHIBITED

803007-56

CAUTION: 12 VOLT
D.C. ONLY. MASTER
SW. MUST BE OFF

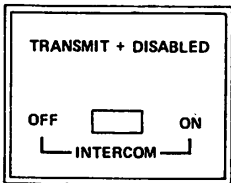
804023-4



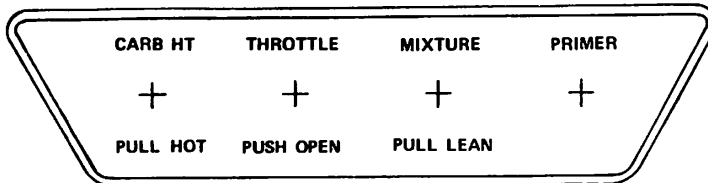
5803007-97



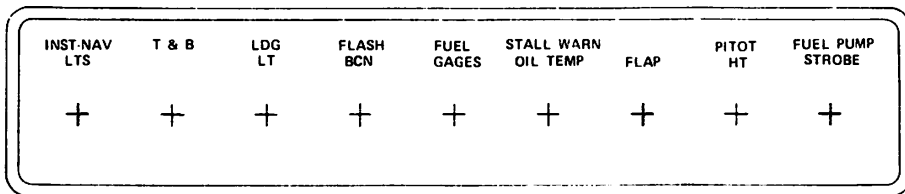
5803007-89



5803007-60



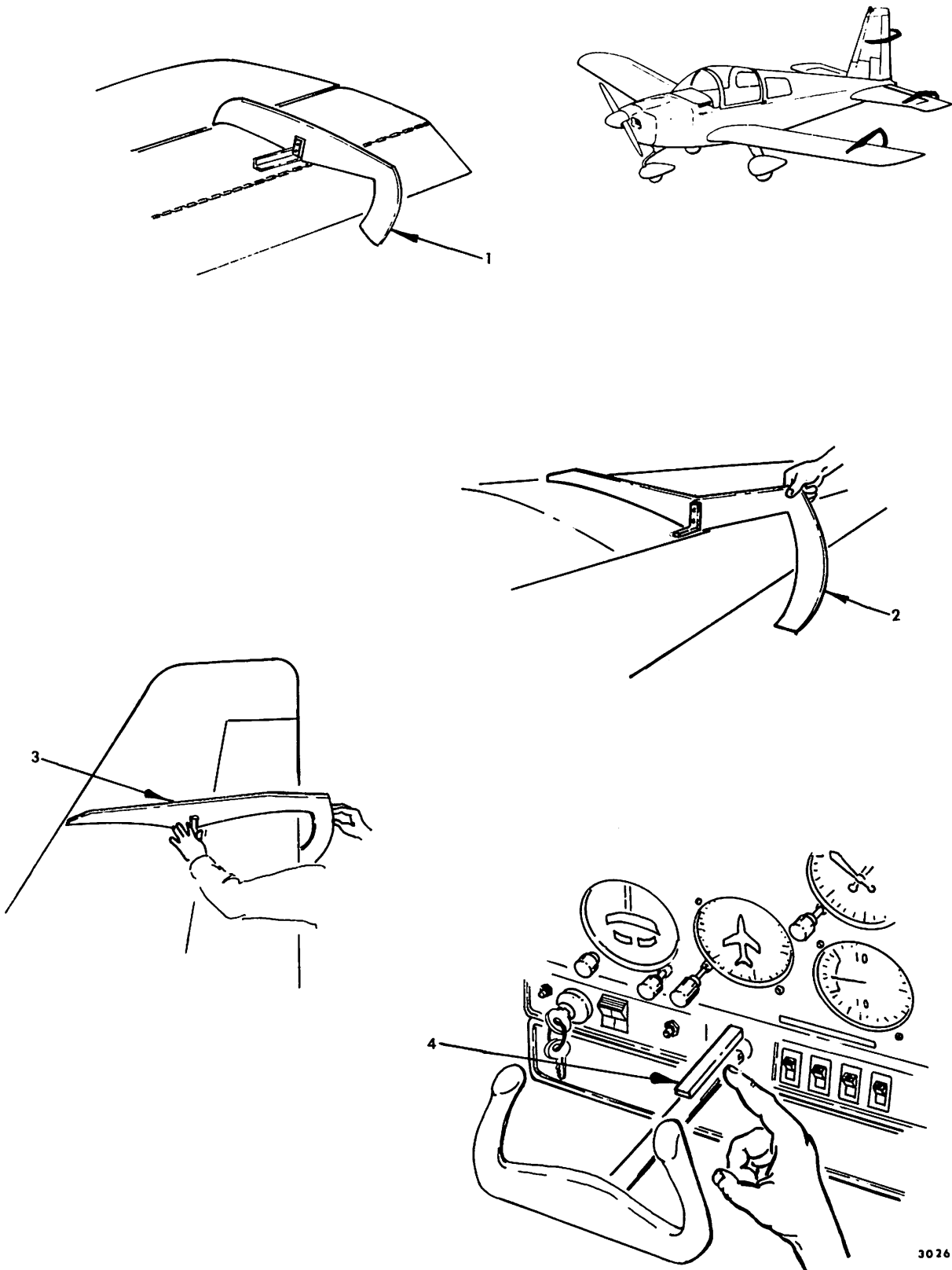
5803007-92



5803007-90

CHAPTER 12**SERVICING****TABLE OF CONTENTS**

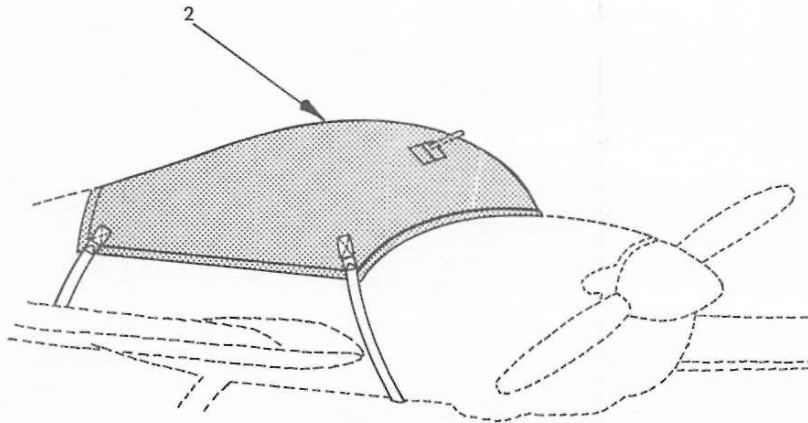
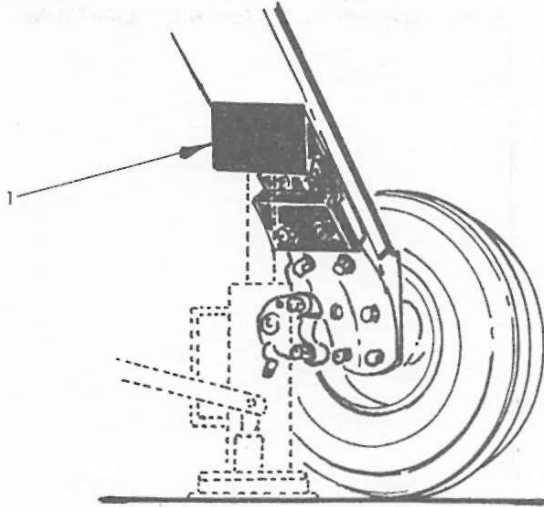
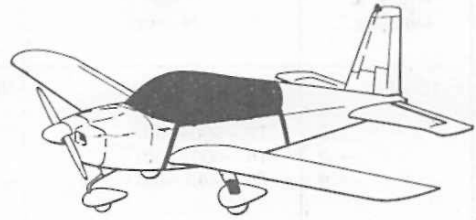
SUBJECT	FIGURE NUMBER
RIGGING FIXTURES	12-1
FITTINGS AND ACCESSORIES	12-2
SPECIAL TOOLS AND EQUIPMENT	12-3
TOW BAR ASSEMBLY	12-4
TOW BAR ASSEMBLY (ALT)	12-5



Rigging Fixtures
Figure 12-1

3026

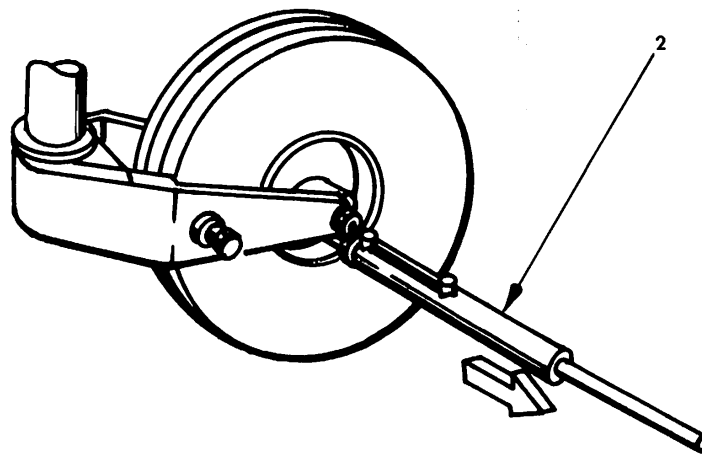
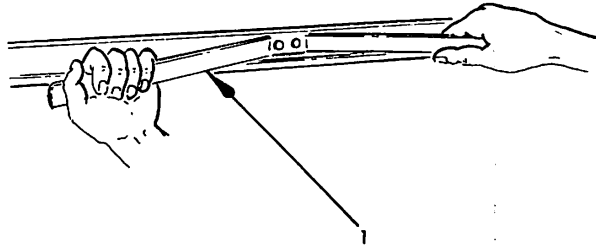
Figure & Index No.	Part Number	Nomenclature 1 2 3 4 5 6 7	Units Per Assy	Usable On Code
12- 1 - - 1 - 2 - 3 - 4	NO NUMBER DE-5003-501 DE-5004-502 DE-0002-501 DE-5005-501	RIGGING FIXTURES FLAP AND AILERON RIGGING FIXTURE TRIM TAB RIGGING FIXTURE RUDDER RIGGING FIXTURE CONTROL WHEEL ELEVATOR RIGGING FIXTURE	NP AR AR AR A/R	



Fittings and Accessories
Figure 12-2

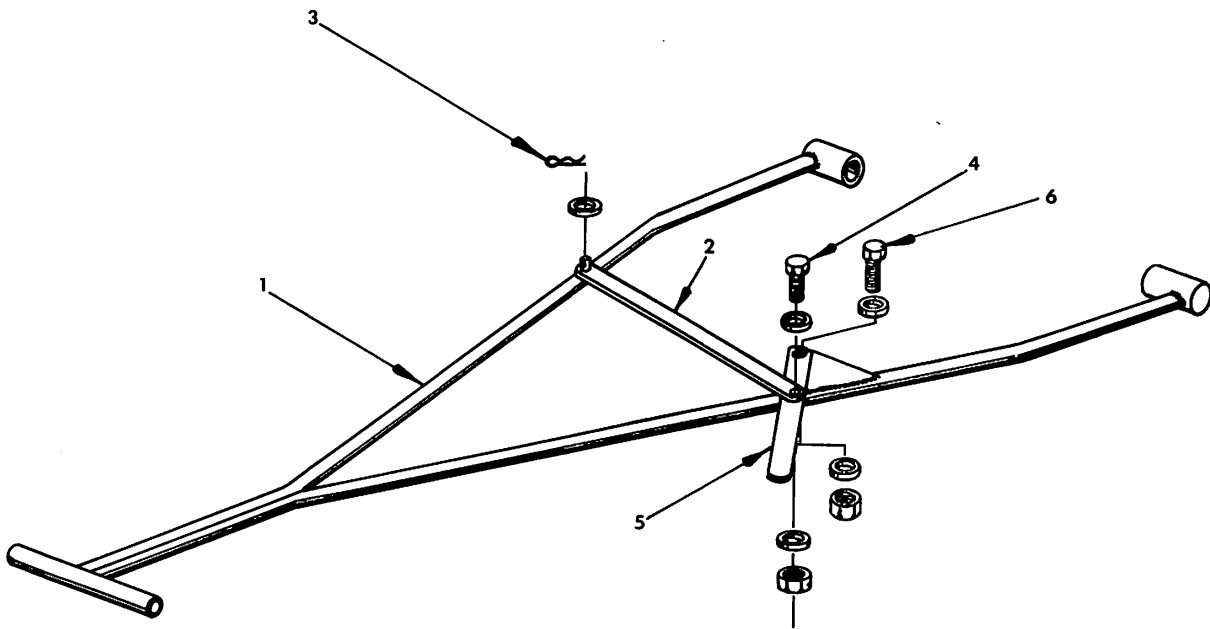



Figure & Index No.	Part Number	Nomenclature 1 2 3 4 5 6 7	Units Per Assy	Usable On Code
12- 2 - 1 - 2	NO NUMBER DE-0001-501 804031-1	FITTINGS AND ACCESSORIES JACK FITTING CANOPY COVER	NP AR AR	



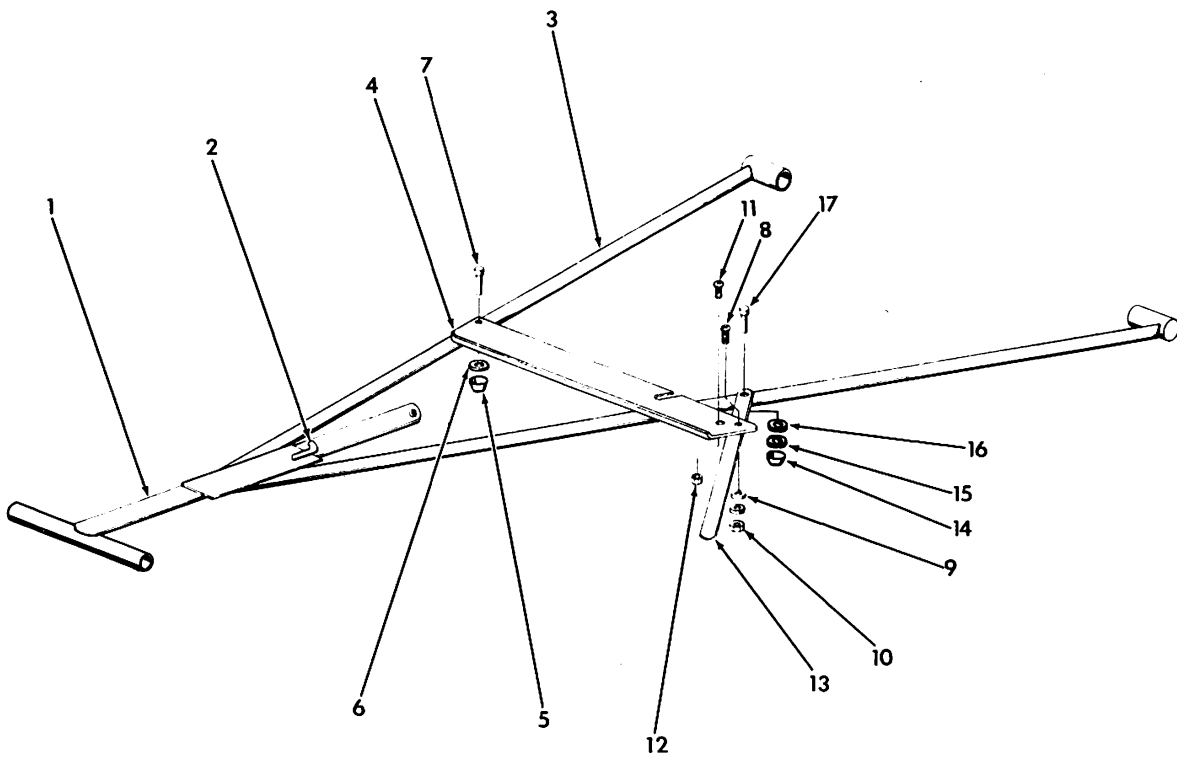
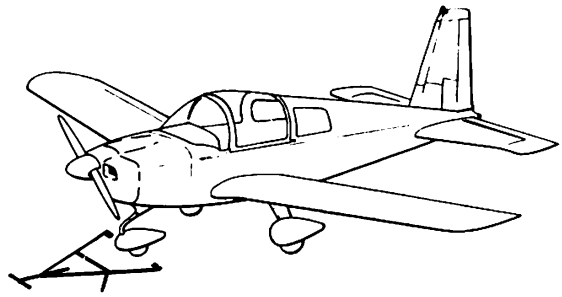
Special Tools and Equipment
Figure 12-3

Figure & Index No.	Part Number	Nomenclature 1 2 3 4 5 6 7	Units Per Assy	Usable On Code
12- 3 - - 1 - 2	NO NUMBER ST-1064 ST-1074 719-40MRP DE-5006-1	SPECIAL TOOLS AND EQUIPMENT CANOPY TRACK SIZING TOOL DRILLING TOOL SPRING SCALE AILERON AND FLAP BEARING TOOL	NP AR AR AR AR	



Tow Bar Assembly
Figure 12-4

Figure & Index No.	Part Number	Nomenclature							Units Per Assy	Usable On Code
		1	2	3	4	5	6	7		
12-- 4 -- - 1 - 2 - 3 - 4 - 5 - 6	804022-501	AR	
	804022-502	1	
	804022-1	1	
		(ATTACHING PARTS)								
	MS24669-69	1	
	AN960-10L	2	
	MS24694-S54	1	
	AN960-10L	2	
	MS20364-1032	1	
		(ATTACHING PARTS)								
	804022-11	1	
		(ATTACHING PARTS)								
	MS24694-S54	1	
	AN960-10L	2	
MS20364-1032	1		



Towbar Assembly (Alternate)
Figure 12-5

GRUMMAN AMERICAN AVIATION
AA-1C
ILLUSTRATED PARTS CATALOG

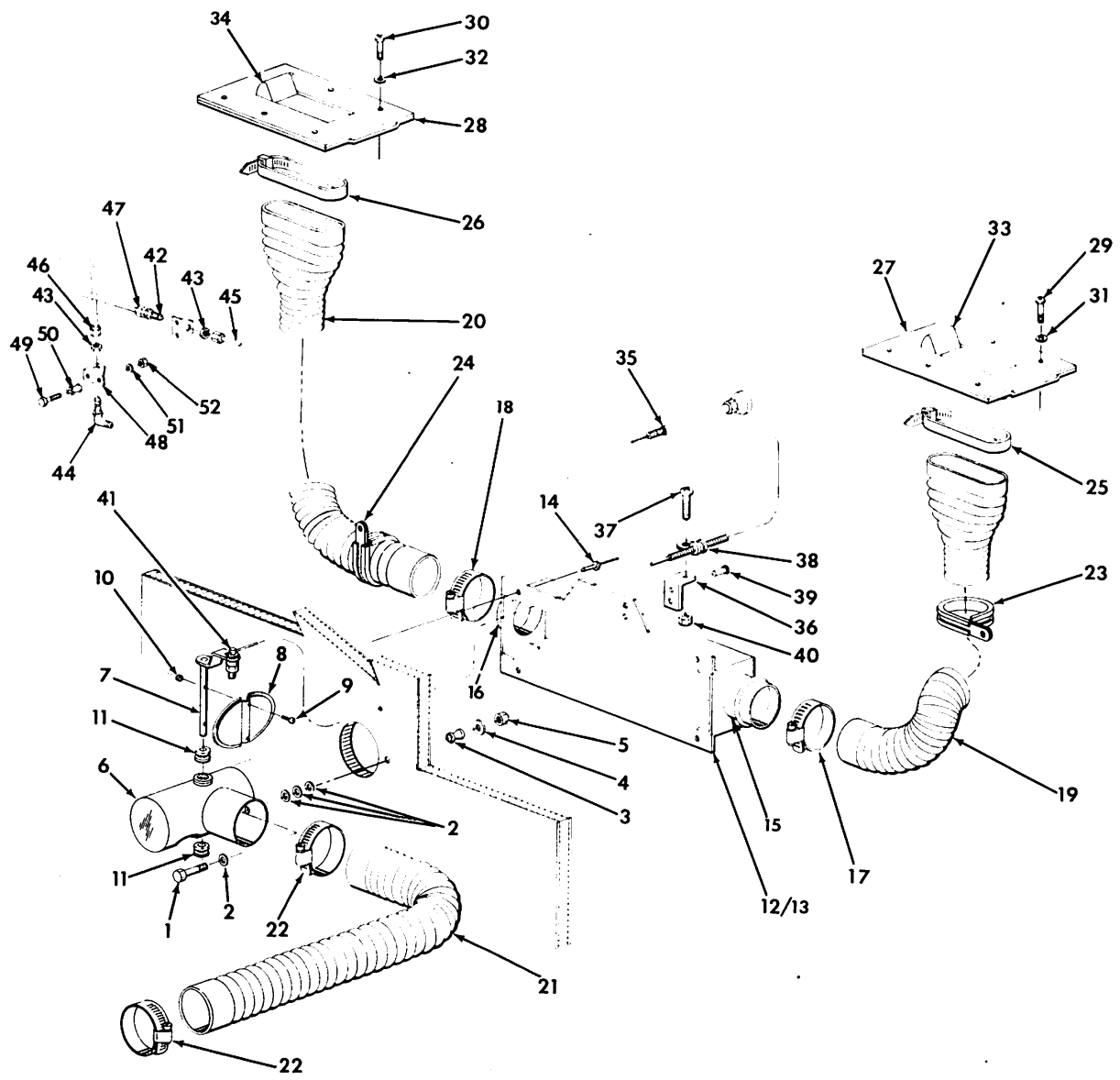

Figure & Index No.	Part Number	Nomenclature							Units Per Assy	Usable On Code	
		1	2	3	4	5	6	7			
12- 5	-	5804052-501	TOW BAR ASSY							AR	
	- 1	5804052-503	. HANDLE ASSEMBLY							1	
	- 2	59-048-250-1500	. ROLL PIN (ESNA)							1	
	- 3	5804052-502	. FRAME ASSY							1	
	- 4	5804052-4	. LINK							1	
			(ATTACHING PARTS)								
	- 5	C9926-014	. PUSH NUT							1	
	- 6	AN960-10	. WASHER							3	
	- 7	MS20392-2029	. PIN							1	
	- 8	NAS623-3-4	. SCREW							1	
	- 9	AN960-10L	. WASHER							2	
	-10	MS20365-1032	. NUT							1	
	-11	NAS623-3-1	. SCREW							1	
	-12	MS20365-1032	. NUT							1	
	-13	5804052-5	. ARM							1	
			(ATTACHING PARTS)								
	-14	C9926-014	. PUSH NUT							1	
	-15	AN960-10L	. WASHER							1	
	-16	NAS75-3-004	. SPACER							1	
	-17	MS20392-2029	. PIN							1	

CHAPTER 21

CABIN HEATING AND VENTILATION

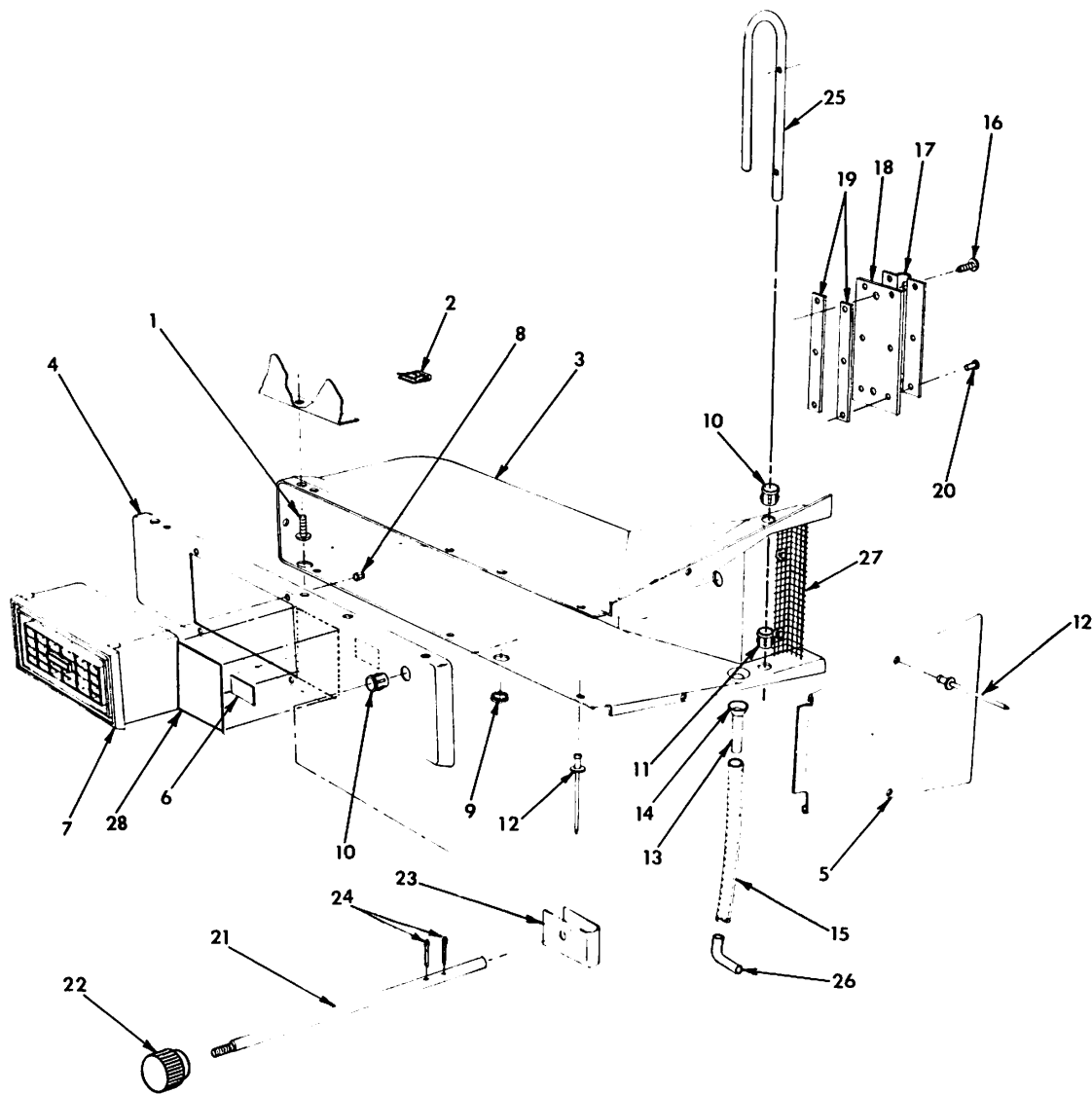

TABLE OF CONTENTS

SUBJECT	FIGURE NUMBER
HEATING AND DEFROSTING SYSTEM	21-1
AIR BOX ASSEMBLY	21-2
RADIO COOLING KIT INSTALLATION	21-3



Heating and Defrosting System
 Figure 21-1

Figure & Index No.	Part Number	Nomenclature	1 2 3 4 5 6 7							Units Per Assy	Usable On Code
			1	2	3	4	5	6	7		
21- 1 -	406001-501	HEATING & DEFROSTING SYSTEM								NP	
	406001-505	VALVE ASSEMBLY (ATTACHING PARTS)								1	
- 1	AN4-11A	BOLT								1	
- 2	AN960-10	WASHER								4	
- 3	GAES201-1	SPACER								1	
- 4	AN970-3	WASHER								1	
- 5	MS20364-1032	NUT								1	
- 6	406001-506	HOUSING ASSEMBLY								1	
- 7	406001-503	SHAFT ASSEMBLY								1	
- 8	406001-504	VALVE ASSEMBLY (ATTACHING PARTS)								1	
- 9	AN526-632R7	SCREW								2	
-10	MS20365-632	NUT								2	
-11	NAS1368N4C	GROMMET								2	
-12	406006-501	AIR BOX ASSEMBLY, STD								1	
-13	406006-503	AIR BOX ASSEMBLY, OPT (ATTACHING PARTS)								1	
-14	1601-0410	RIVET (V19738)								4	
-15	406006-502	PLATE ASSEMBLY, STD								1	
-16	406006-502	PLATE ASSEMBLY, OPT								1	
-17	QS100M28S	CLAMP, STD (F.B. WRIGHT)								1	
-18	QS100M28S	CLAMP, OPT (F.B. WRIGHT)								1	
-19	406002-4	DUCT, STD								1	
-20	804048-2	DUCT, OPT								1	
-21	406002-1	DUCT								1	
-22	QS100M36S	CLAMP (F.B. WRIGHT)								2	
-23	MS21919DG26	CLAMP, STD								1	
-24	MS21919DG26	CLAMP, OPT								1	
-25	SST-2SMP	TYRAP, STD (V06383)								1	
-26	SST-2SMP	TYRAP, OPT (V06383)								1	
-27	406004-1	OUTLET, STD								1	
	406004-501	OUTLET ASSEMBLY W/SLEEVE, STD								1	
-28	406004-501	OUTLET ASSEMBLY W/SLEEVE, OPT (ATTACHING PARTS)								1	
-29	MS20426AD3-4	RIVET, STD								6	
-30	MS20426AD3-4	RIVET, OPT								6	
-31	AN960-3	WASHER, STD								6	
-32	AN960-3	WASHER, OPT								6	
-33	406004-2	SLIDE, STD								1	
-34	406004-2	SLIDE, OPT								1	
-35	64-032	CONTROL (V70436) (ATTACHING PARTS)								1	
-36	AN743-13	BRACKET								1	
-37	AN526-1032R6	SCREW								1	
-38	MS21919DG3	CLAMP								1	
-39	1601-0410	RIVET (V19738)								1	
-40	MS20364-1032	NUT								1	
-41	3A-664-3/16	SWIVEL ASSEMBLY (V78190)								1	
	550009-502	SWIVEL ASSEMBLY (ALT)								1	
	804048-502	TUBE ASSEMBLY, OPT (ATTACHING PARTS)								1	
-42	AN832-4D	UNION								1	
-43	AN924-4D	NUT								2	
-44	AN833-4D	90° ELBOW								1	
-45	804048-1	TUBE								1	
-46	AN818-4D	NUT								2	
-47	AN819-4D	SLEEVE								2	
-48	403009-8	BRACKET, OPT (ATTACHING PARTS)								1	
-49	AN3-10A	BOLT								2	
-50	902015-2	BUSHING								2	
-51	AN960-10	WASHER								2	
-52	MS20364-1032	NUT								2	



Air Box Assembly
Figure 21-2

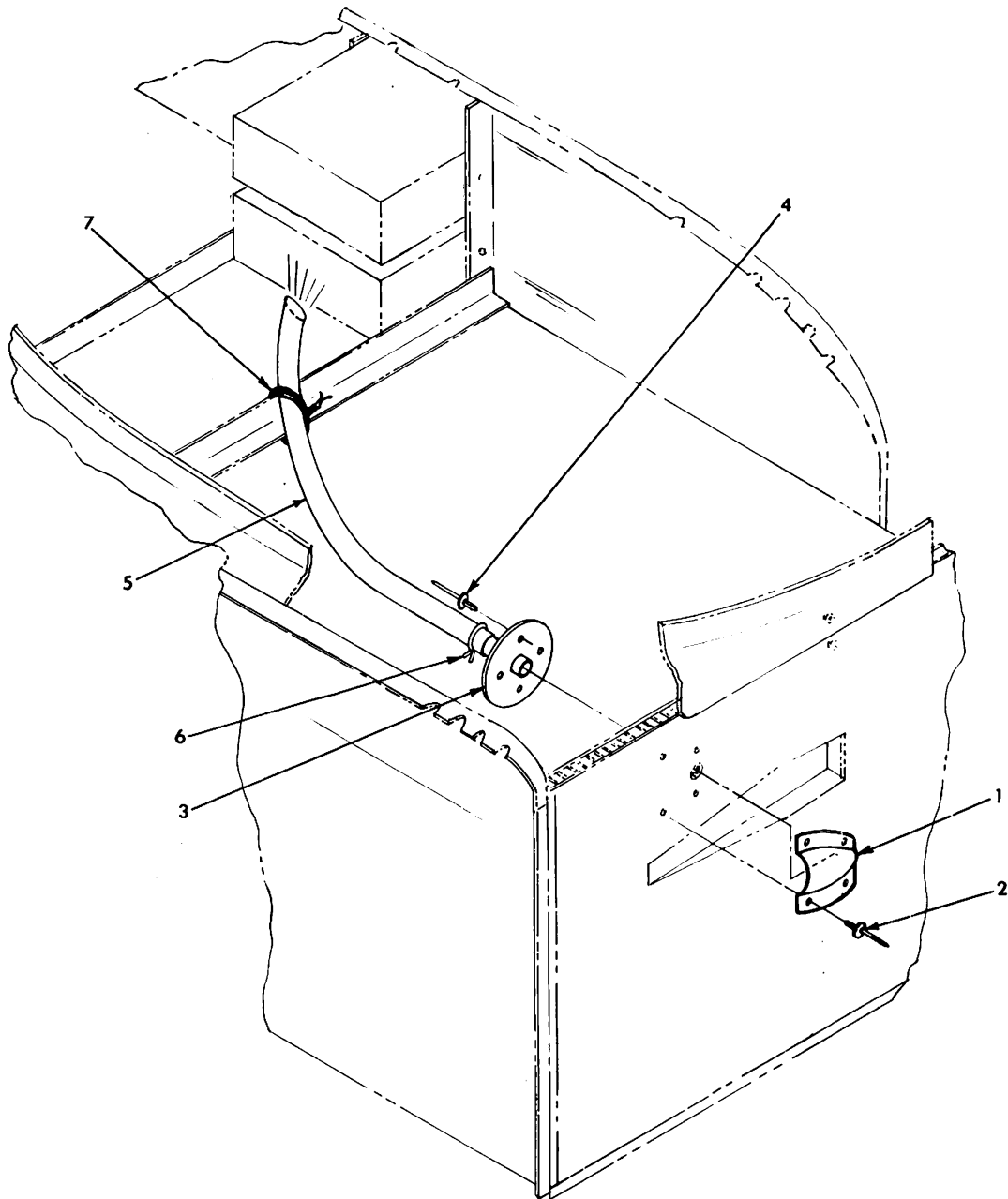

GRUMMAN AMERICAN AVIATION

AA-1C

ILLUSTRATED PARTS CATALOG

Figure & Index No.	Part Number	Nomenclature	Units Per Assy	Usable On Code
21- 2 -	406009-505	AIR BOX ASSEMBLY, LH	1	
	406009-506	AIR BOX ASSEMBLY, RH	1	
		(ATTACHING PARTS)		
- 1	GAES1021Z6-8	SCREW	2	A
- 2	NAS395-4-1	NUT	2	A
- 3	406012-1	AIR BOX, LH	1	
	406012-2	AIR BOX, RH	1	
- 4	406013-2	COVER, RH	1	
	406013-1	COVER, LH	1	
- 5	406013-3	ENDPLATE	2	
- 6	5803007-106	PLACARD, VENT.	1	
- 7	LAC1545	LOUVER (DYNATRON)	1	
- 8	C2328-030-24	CLIP-TUBULAR (V78533)	4	
- 9	D4410	HOLE PLUG (V57771)	2	A
-10	SB375-4	BUSHING (V28520)	2	
-11	C185-014-4	RETAINER (V78533)	1	
	A2043	CLOSED EYELET (V57771)	1	
-12	1601-0410	RIVET (V19738)	11	
-13	804007-1	TUBE	1	
-14	C12007-017-4	RETAINER (V78533)	1	
-15	406009-2	TUBE	1	
-16	GAES1021A4-6	SCREW	2	
	406011-501	VALVE ASSEMBLY	1	
-17	406011-1	PLATE	1	
-18	406011-2	SEAL	1	
-19	406011-5	RETAINER	2	
-20	MS20470AD3-4	RIVET	6	
	406011-503	SHAFT ASSEMBLY	1	
-21	406011-10	SHAFT	1	
-22	KN678D-1	KNOB (V70436)	1	
-23	406011-9	CHANNEL	1	
-24	MS24665-132	COTTER PIN	2	
-25	406011-11	ACTUATOR (LH)	1	
	406011-12	ACTUATOR (RH)	1	
-26	406009-3	TUBE	1	
-27	406009-1	SCREEN	1	
	Y9132-A	VINYL FOAM TAPE (V26066)	AR	
-28	5803007-112	PLACARD, CHECKLIST	1	

A - 1977 MODELS ONLY



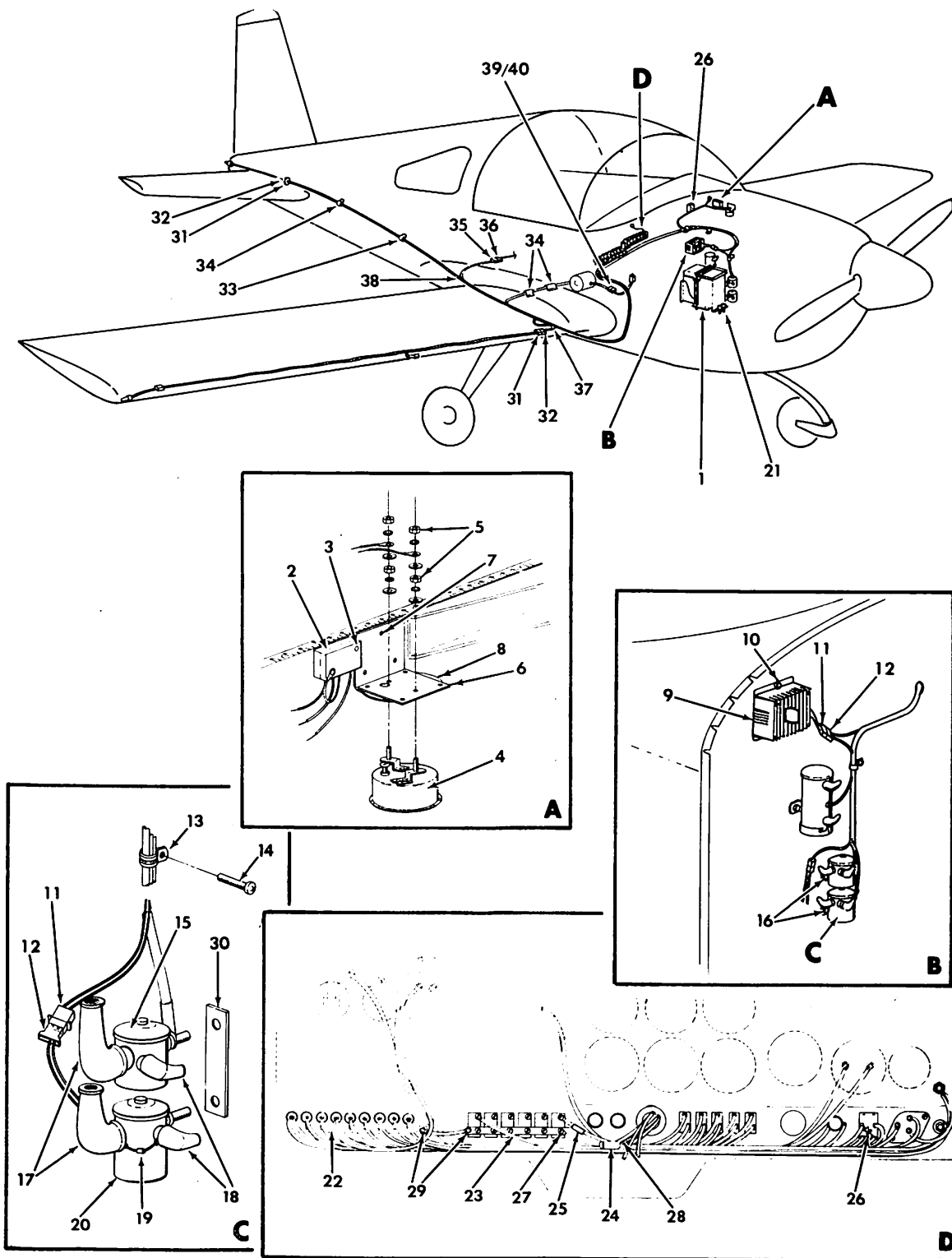
**Radio Cooling Kit Installation
Figure 21-3**



Figure & Index No.	Part Number	Nomenclature							Units Per Assy	Usable On Code
		1	2	3	4	5	6	7		
21- 3 - - 1 - 2 - 3 - 4 - 5 - 6 - 7	804044-501	AR	
	901047-1	1	
	1601-0412	4	
	901047-501	1	
	1601-0410	4	
	804044-1	1	
	A-12	1	
3/32 X 5/32	AR		

**CHAPTER 24
ELECTRICAL POWER
TABLE OF CONTENTS**

SUBJECT	FIGURE NUMBER
ELECTRICAL SYSTEM INSTALLATION	24-1
AUXILIARY POWER PLUG INSTALLATION	24-2
BATTERY INSTALLATION	24-3



**Electrical System Installation
Figure 24-1**

GRUMMAN AMERICAN AVIATION

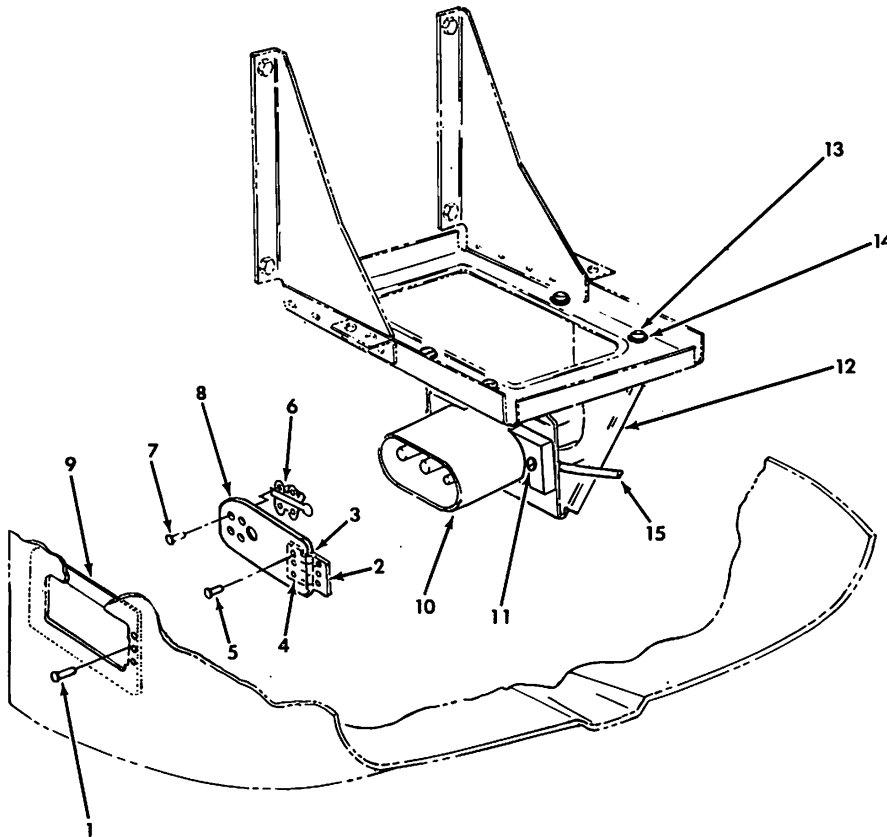

AA-1C

ILLUSTRATED PARTS CATALOG

Figure & Index No.	Part Number	Nomenclature	Units Per Assy	Usable On Code
24- 1	-	ELECTRICAL SYSTEM INSTALLATION	1	
	- 1	BATTERY INSTALLATION (SEE FIGURE 24-3 FOR DETAIL BREAKDOWN)	1	
	- 2	CONTROLLER ASSEMBLY, STALL WARNING TIME DELAY (ATTACHING PARTS)	1	
	- 3	SCREW	2	
		WASHER	2	
		WASHER	2	
		RIVNUT (V03481)	2	
	- 4	WARNING UNIT (V83326) (ATTACHING PARTS)	1	
	- 5	NUT	4	
		WASHER	4	
		WASHER	2	
	- 6	MOUNTING BOARD (ATTACHING PARTS)	1	
	- 7	RIVET (V19738)	4	
	- 8	MOUNTING BRACKET (ATTACHING PARTS)	1	
		RIVET (V19738)	3	
	- 9	VOLTAGE REGULATOR (ATTACHING PARTS)	1	
	-10	SCREW	2	
		WASHER	2	
		WASHER	2	
		NUT	2	
	-11	PIN HOUSING (AMP INC.)	5	
	-12	SOCKET HOUSING (AMP INC.)	6	
	-13	CLAMP (ATTACHING PARTS)	6	
	-14	SCREW	1	
		WASHER	1	
		NUT	1	
	-15	STARTER RELAY (V19728) (ATTACHING PARTS)	1	
	-16	BOLT	2	
		WASHER (UNDER HEAD)	2	
		WASHER (UNDER NUT)	2	
		SPACER	2	
		NUT	2	
	-17	NIPPLE	6	
	-18	NIPPLE	6	
	-19	DIODE ASSEMBLY	1	
	-20	BATTERY RELAY (V80089) (ATTACHING PARTS)	1	
		BOLT	2	
		WASHER (UNDER HEAD)	2	
		WASHER (UNDER NUT)	2	
		SPACER	2	
		NUT	2	

Figure & Index No.	Part Number	Nomenclature							Units Per Assy	Usable On Code
		1	2	3	4	5	6	7		
24- 1	-21	HKP	.	.	FUSE HOLDER (V71400)	.	.	.	2	
		AGC 5	.	.	FUSE (V71400)	.	.	.	2	
		5803007-41	.	.	PLACARD	.	.	.	REF	
	-22	5402004-1	.	.	BUS BAR	.	.	.	1	
	-23	5402004-3	.	.	BUS BAR	.	.	.	1	
	-24	HHJ	.	.	FUSE HOLDER (V71400)	.	.	.	1	
		AGC 10	.	.	FUSE (V71400)	.	.	.	1	
	-25	5402012-501	.	.	DIODE ASSEMBLY	.	.	.	1	
	-26	5402012-503	.	.	DIODE ASSEMBLY	.	.	.	1	
	-27	3432	.	.	TAB (V98410)	.	.	.	1	
	-28	3532	.	.	TAB (V98410)	.	.	.	1	
			.	.	(ATTACHING PARTS)	.	.	.		
		1604-0514	.	.	RIVET (V19738)	.	.	.	1	
		51PA5	.	.	BUS	.	.	.	REF	
			.	.	(ATTACHING PARTS)	.	.	.		
	-29	AN526-1032R9	.	.	SCREW	.	.	.	2	
		MS20364-1032	.	.	NUT	.	.	.	2	
	-30	902030-1	.	.	JUMPER	.	.	.	1	
	-31	T101D	.	.	TAB	.	.	.	6	
	-32	DC-68-2-2	.	.	BUSHING (28520)	.	.	.	3	
		AN526-1032R6	.	.	SCREW	.	.	.	2	
	-33	DK-500	.	.	CLAMP (V34785)	.	.	.	7	
	-34	DK-250	.	.	CLAMP (V34785)	.	.	.	18	
	-35	1-480340	.	.	PIN HOUSING (AMP INC.)	.	.	.	1	
	-36	1-480270	.	.	SOCKET HOUSING (AMP INC.)	.	.	.	1	
	-37	Z4184	.	.	GROMMET (V03296)	.	.	.	3	
	-38	G51HA	.	.	GROMMET (V03296)	.	.	.	2	
	-39	1-480439-0	.	.	PIN HOUSING (AMP INC.)	.	.	.	1	
	-40	1-480438-0	.	.	SOCKET HOUSING (AMP INC.)	.	.	.	1	

GRUMMAN AMERICAN AVIATION
AA-1C
ILLUSTRATED PARTS CATALOG



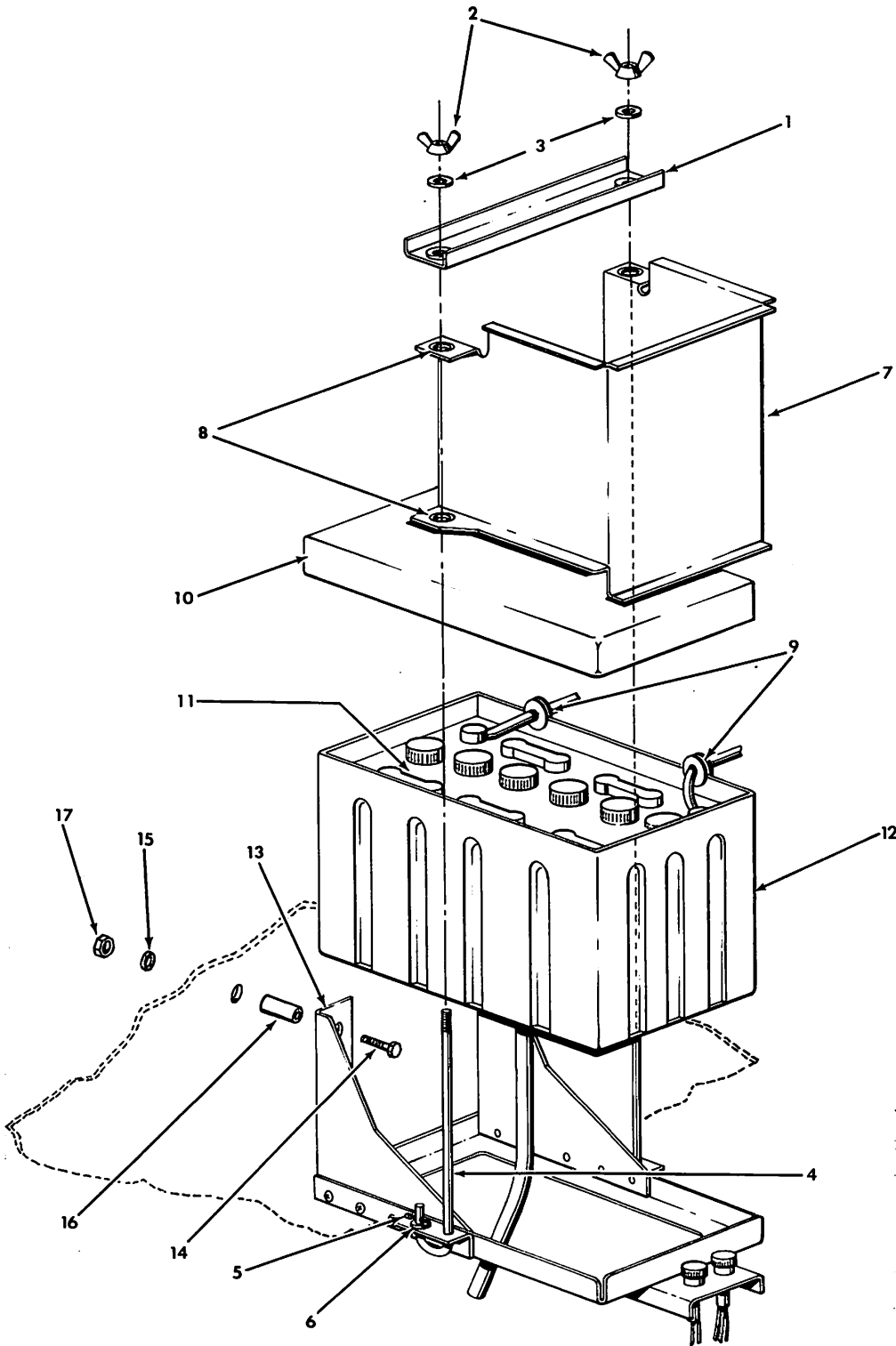
Auxiliary Power Plug Installation
Figure 24-2

GRUMMAN AMERICAN AVIATION

AA-1C

ILLUSTRATED PARTS CATALOG

Figure & Index No.	Part Number	Nomenclature							Units Per Assy	Usable On Code
		1	2	3	4	5	6	7		
24- 2 -	804023-501	. . .	AUXILIARY POWER PLUG INSTALLATION					AR	
	804023-503	. . .	DOOR ASSEMBLY					1	
			(ATTACHING PARTS)							
- 1	MS20426AD3-5	. . .	RIVET					3	
			-----*							
- 2	101019-3	. . .	HINGE					1	
- 3	101019-4	. . .	PIN					1	
- 4	101019-2	. . .	HINGE					1	
			(ATTACHING PARTS)							
- 5	MS20426AD3-5	. . .	RIVET					3	
			-----*							
- 6	KM610-64	. . .	LATCH (V71286)					1	
			(ATTACHING PARTS)							
- 7	MS20426AD3-4	. . .	RIVET					4	
			-----*							
- 8	804023-1	. . .	DOOR					1	
- 9	804023-2	. . .	DOUBLER					1	
-10	AN2552-3A	. . .	RECEPTACLE					1	
			(ATTACHING PARTS)							
-11	MS24693-S275	. . .	SCREW					2	
	AN960-10	. . .	WASHER					2	
	MS20365-1032	. . .	NUT					2	
			-----*							
			(TERMINAL PARTS)							
	AN340B6-16	. . .	NUT					2	
	AN961-616	. . .	WASHER					2	
	AN936B616B	. . .	LOCKWASHER					2	
	AN341-10	. . .	NUT					1	
	AN961-10	. . .	WASHER					1	
	AN936B10B	. . .	LOCKWASHER					1	
			-----*							
-12	804023-3	. . .	BRACKET					1	
			(ATTACHING PARTS)							
-13	MS27039-1-09	. . .	SCREW					4	
	AN960-10	. . .	WASHER					4	
	MS20365-1032	. . .	NUT					4	
			-----*							
-14	MS35338-45	. . .	LOCKWASHER					2	
-15	FIT-105	. . .	SHRINK TUBING (V05832)					AR	
	MS25171-35	. . .	NIPPLE (POSITIVE TERMINAL)					1	
	804023-4	. . .	PLACARD, CAUTION (INSIDE DOOR)					1	



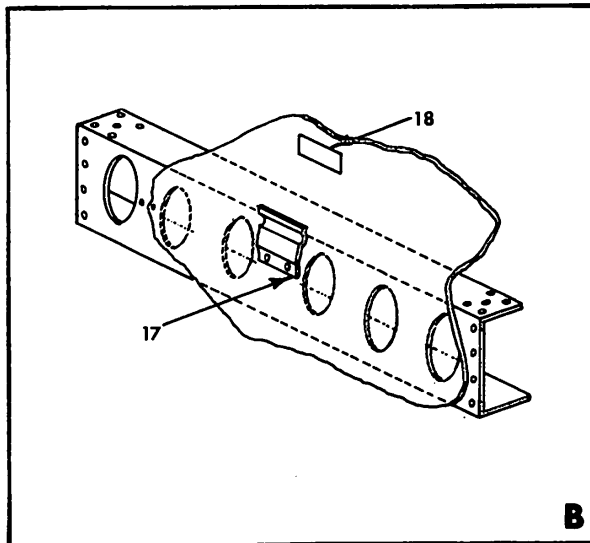
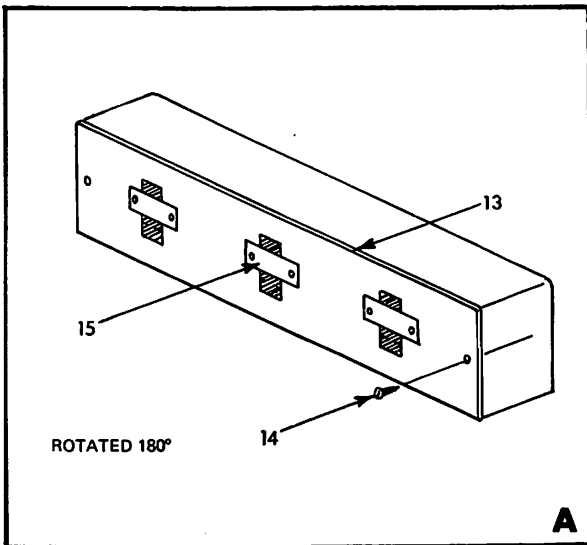
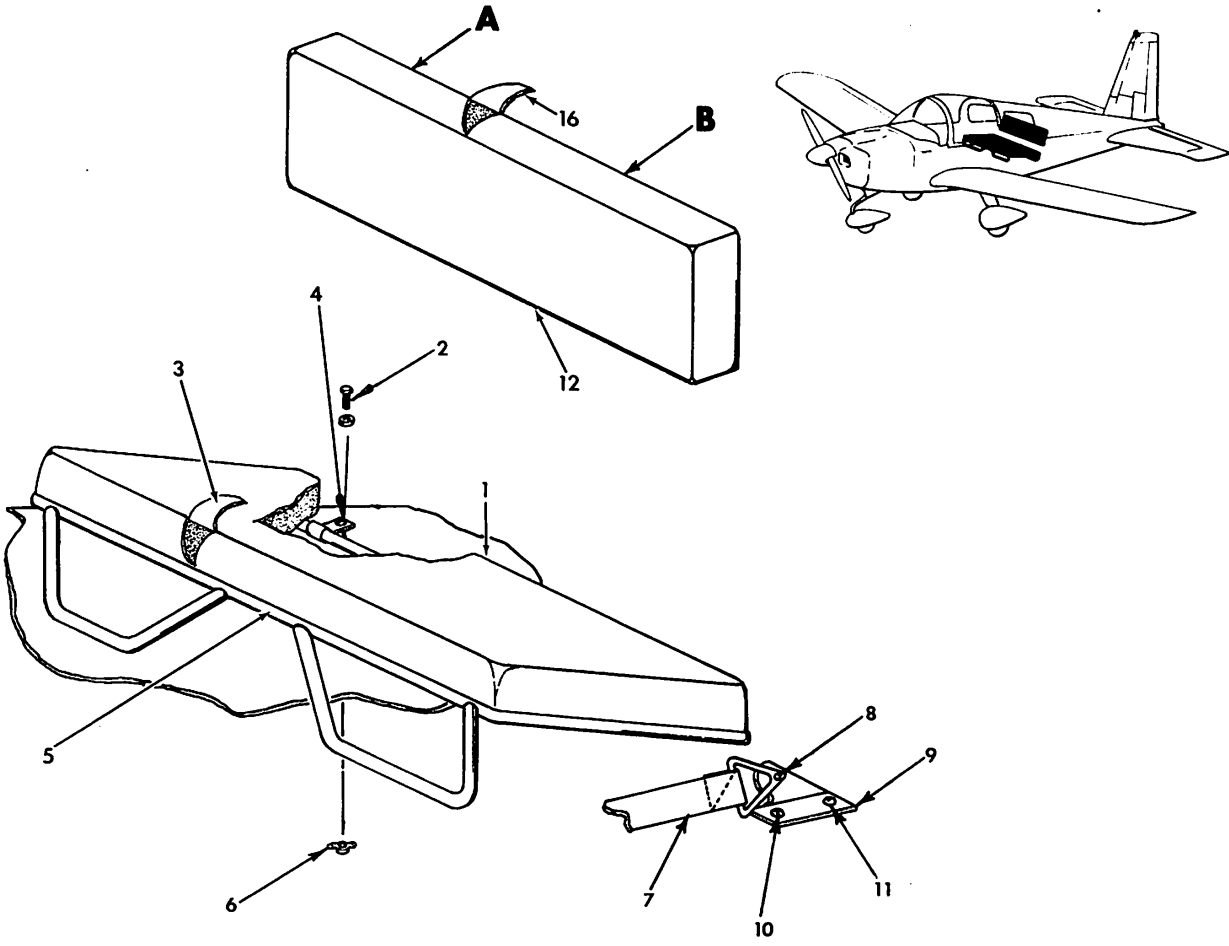
Battery Installation
Figure 24-3

Figure & Index No.	Part Number	Nomenclature							Units Per Assy	Usable On Code
		1	2	3	4	5	6	7		
24- 3 -	402014-501	1	
- 1	402013-4	1	
- 2	WC-048	2	
- 3	AN960-416	2	
- 4	402013-5	2	
- 5	MS24665-132	2	
- 6	AN960-616	2	
- 7	402015-501	1	
- 8	MS35489-6	4	
- 9	MS35489-100	3	
-10	402012-504	1	
-11	S-25	1	
-12	402012-505	1	
-12	402012-7	1	
-12	FIT105-3/4	2	
-13	402013-504	1	
-14	AN3-10A	4	
-15	AN970-3	4	
-16	902015-2	4	
-17	MS20364-1032	4	

**CHAPTER 25
EQUIPMENT AND FURNISHINGS
TABLE OF CONTENTS**

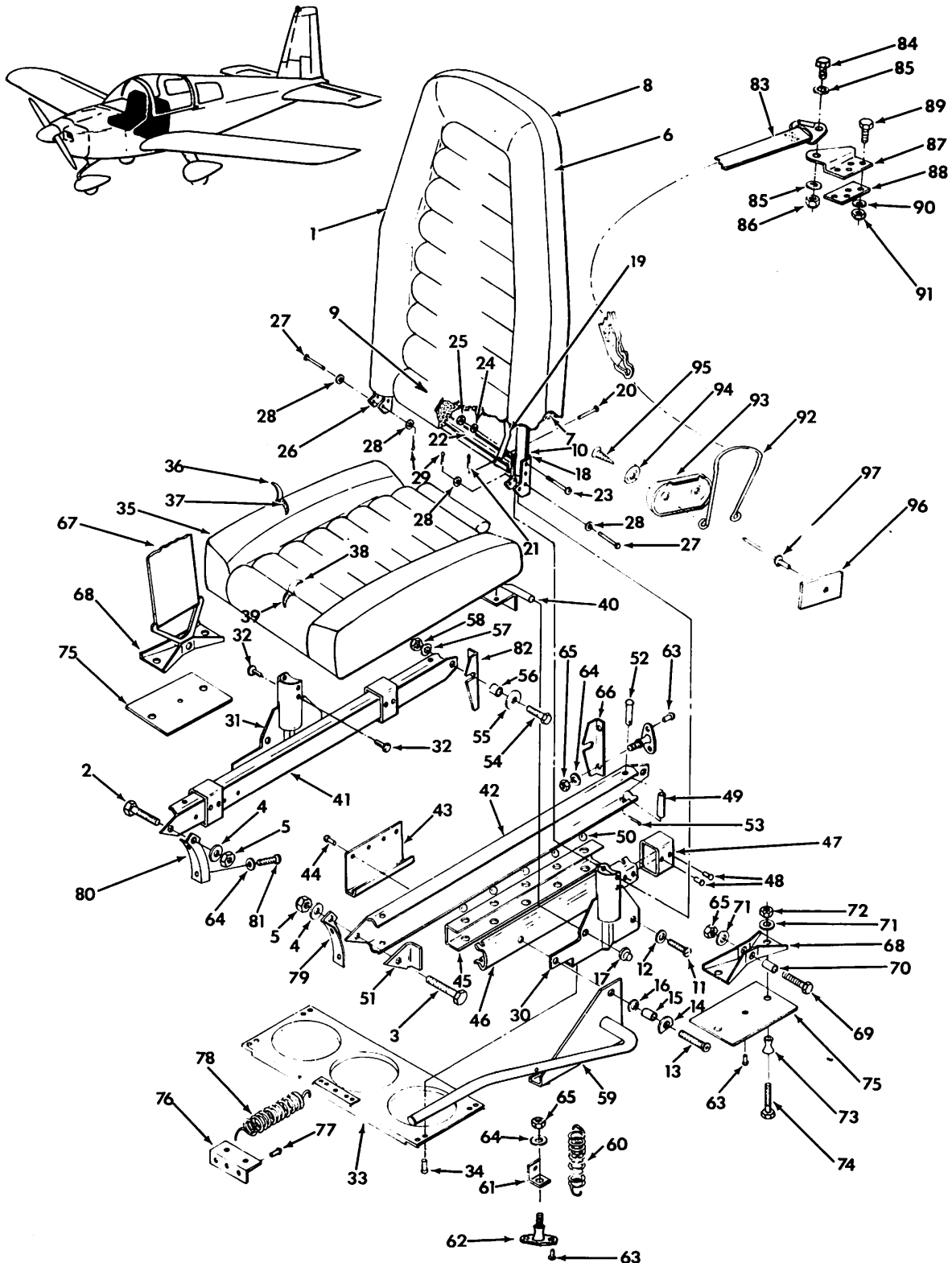
SUBJECT	FIGURE NUMBER
CHILD'S SEAT ASSEMBLY AND INSTALLATION	25-1
SEAT AND HARNESS INSTALLATION	25-2
CIGAR LIGHTER INSTALLATION	25-3
UPHOLSTERY AND INSULATION INSTALLATION	25-4
SUN SCREEN ASSEMBLY AND INSTALLATION	25-5
OUTSIDE AIR TEMPERATURE GAGE INSTALLATION	25-6
FIRE EXTINGUISHER INSTALLATION	25-7
SUN VISOR ASSEMBLY	25-8

GRUMMAN AMERICAN AVIATION
AA-1C
ILLUSTRATED PARTS CATALOG



Child's Seat Assembly and Installation
 Figure 25-1

Figure & Index No.	Part Number	Nomenclature	Units Per Assy	Usable On Code
25- 1 -	804030-501	CHILD'S SEAT ASSEMBLY AND INSTALLATION	AR	
		NOTE: INCLUDE DATA FROM AIRPLANE FINISH AND TRIM PLATE WHEN ORDERING FABRIC AND TRIM ITEMS.		
- 1	804028-501	SEAT ASSEMBLY	1	
	804028-502	SEAT ASSEMBLY	1	
		(ATTACHING PARTS)		
- 2	AN4-5A	BOLT	2	
	AN960-416L	WASHER	2	
		-----*		
- 3	804028-2	COVER (804028-501 ONLY)	1	
	804028-5	COVER (804028-502 ONLY)	1	
	804028-3	BACK DUCK	1	
	804028-4	PAD	1	
- 4	804028-1	MOUNTING BRACKET	2	
- 5	804027-501	SEAT SUPPORT	1	
- 6	NAS680A4	NUT PLATE	2	
		(ATTACHING PARTS)		
	MS20470AD3-4	RIVET	2	
		-----*		
- 7	444903	SEAT BELT ASSEMBLY (V23139) (ATTACHING PARTS)	1	
- 8	AN3-6A	BOLT	2	
	AN960-10	WASHER	2	
	902017-5	BUSHING	2	
	MS20364-1032	NUT	2	
		-----*		
- 9	804032-2	SEAT BELT BRACKET (ATTACHING PARTS)	2	
-10	MS27039-1-09	SCREW	1	
-11	MS27039-1-11	SCREW	1	
	AN960-10	WASHER	4	
	MS20364-1032	NUT	2	
		-----*		
-12	804029-501	SEAT BACK ASSEMBLY	1	
-13	804029-4	BACK	1	
		(ATTACHING PARTS)		
-14	GAES1021-6-6	SCREW	4	
		-----*		
-15	804029-5	MOUNTING PLATE	3	
		(ATTACHING PARTS)		
	1604-0412	RIVET (V19738)	2	
	AN960-4	WASHER	2	
		-----*		
-16	804029-3	COVER	1	
	804029-2	PAD	1	
	804029-1	BACKING PLATE	4	
-17	804029-6	MOUNTING BRACKET	3	
		(ATTACHING PARTS)		
	AN526-832R6	SCREW	2	
		-----*		
-18	803007-31	PLACARD	1	



Seat and Harness Installation
Figure 25-2

GRUMMAN AMERICAN AVIATION

**AA-1C
ILLUSTRATED PARTS CATALOG**

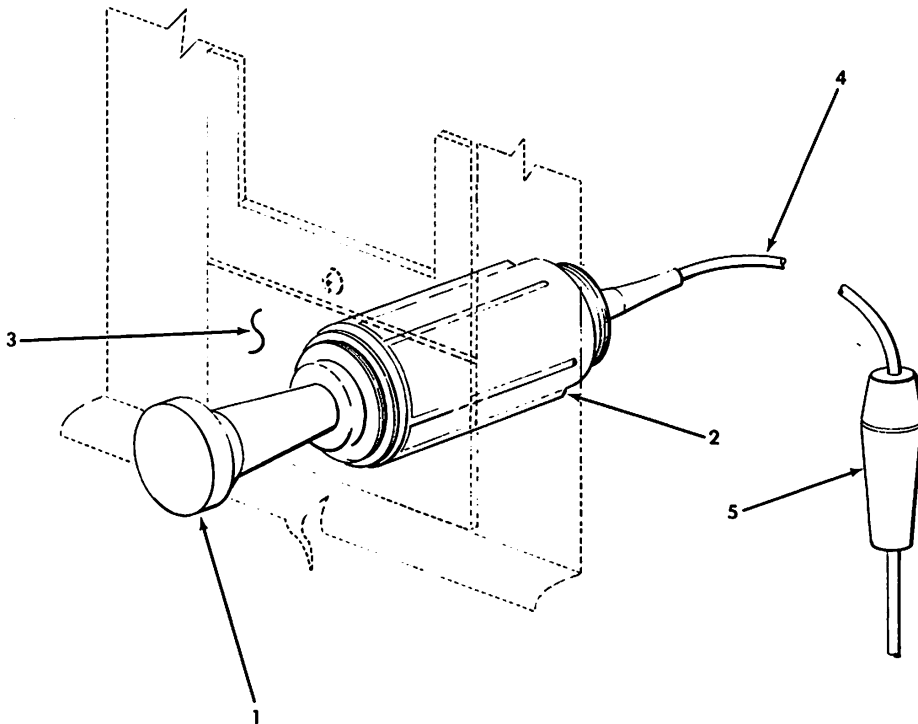

Figure & Index No.	Part Number	Nomenclature	Units Per Assy	Usable On Code
25- 2	102336-511	SEAT AND HARNESS INSTALLATION (LH) (OPT)	AR	
	102336-510	SEAT AND HARNESS INSTALLATION (RH) (OPT)	AR	
- 1	102336-507	SEAT AND HARNESS INSTALLATION (LH) (OPT)	AR	
	102336-506	SEAT AND HARNESS INSTALLATION (RH) (OPT)	AR	
	102387-501	SEAT ASSEMBLY (LH) (STD)	1	
	102387-502	SEAT ASSEMBLY (RH) (STD)	1	
	102387-503	SEAT ASSEMBLY (LH) (OPT)	1	
	102387-504	SEAT ASSEMBLY (RH) (OPT)	1	
	102387-505	SEAT ASSEMBLY (LH) (OPT)	1	
	102387-506	SEAT ASSEMBLY (RH) (OPT)	1	
		(ATTACHING PARTS)		
	- 2	AN3-4A	BOLT	1
- 3	AN3-5A	BOLT	1	
- 4	AN960-10L	WASHER	2	
- 5	MS20364-1032	NUT	2	
- 6	102387-507	SEAT BACK ASSEMBLY (STD)	1	
- 7	102387-508	SEAT BACK ASSEMBLY (OPT)	1	
	102387-1	BOLSTER COVER	1	
- 8	102387-2	BOLSTER PAD	1	
	102387-13	BACK COVER	1	
- 9	102387-3	CUSHION COVER (STD)	1	
	102387-4	CUSHION COVER (OPT)	1	
-10	102387-14	CUSHION PAD	1	
	102424-501	FRAME ASSEMBLY-SEAT BACK	1	
	(ATTACHING PARTS)			
-11	NAS221-9	SCREW	3	
-12	AN960-10L	WASHER	3	
-13	NAS221-11	SCREW	1	
-14	102323-8	WASHER	1	
-15	902017-1	BUSHING	1	
-16	AN960-10L	WASHER	1	
-17	1/4	PUSH NUT (V77122)	2	

-18	102424-1	FRAME	1	
-19	102424-2	SUPPORT	2	
-20	MS20392-1C33	CLEVIS PIN	2	
-21	MS24665-132	COTTER PIN	2	
-22	102435-2	BRACE	1	
-23	AN23-23A	BOLT	4	
-24	AN960-10L	WASHER	4	
-25	MS20364-1032	NUT	4	
-26	102320-6	BRACKET	2	
-27	MS20392-2C37	CLEVIS PIN	4	
-28	AN960-10L	WASHER	8	
-29	MS24665-132	COTTER PIN	4	
-30	102319-505	SUPPORT ASSEMBLY-SEAT BACK (LH)	1	
-31	102319-506	SUPPORT ASSEMBLY-SEAT BACK (RH)	1	
-32	PC47291	RIVET	4	
-33	102320-2	BRACE	1	
-34	MS20470AD4-5	RIVET	8	
-35	102387-509	SEAT BOTTOM ASSEMBLY (LH) (STD)	1	
	102387-510	SEAT BOTTOM ASSEMBLY (RH) (STD)	1	
	102387-511	SEAT BOTTOM ASSEMBLY (LH) (OPT)	1	
	102387-512	SEAT BOTTOM ASSEMBLY (RH) (OPT)	1	
-36	102387-10	BOLSTER COVER	1	
-37	102387-9	BOLSTER PAD	1	
-38	102387-7	CUSHION COVER (STD)	1	
	102387-8	CUSHION COVER (OPT)	1	
-39	102387-15	CUSHION PAD	1	
-40	102426-501	BASE ASSEMBLY (LH)	1	
	102426-502	BASE ASSEMBLY (RH)	1	
-41	102323-505	SLIDE ASSEMBLY - INBOARD	2	
	102323-504	SLIDE ASSEMBLY - OUTBOARD (RH)	1	
	102323-503	SLIDE ASSEMBLY - OUTBOARD (LH)	1	
-42	102348-2	TRACK - OUTBOARD	1	
-43	102348-3	ADJUSTING PLATE	1	
-44	MS20426AD4-5	RIVET	4	

GRUMMAN AMERICAN AVIATION

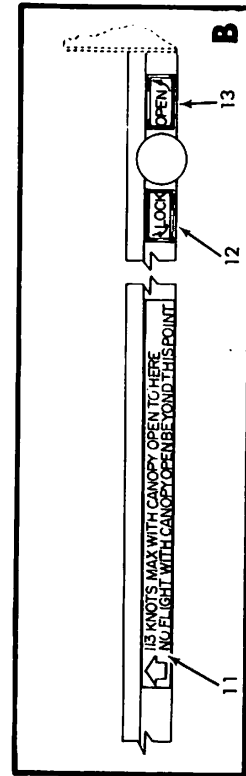
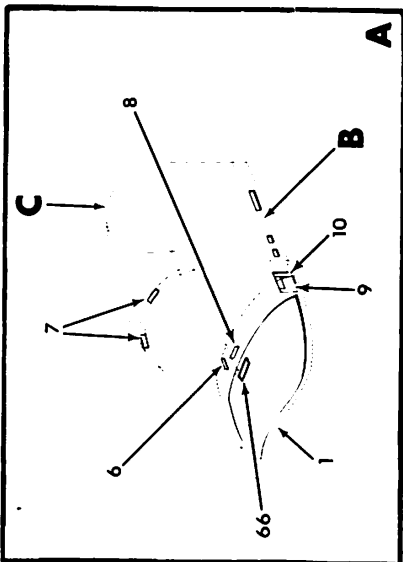
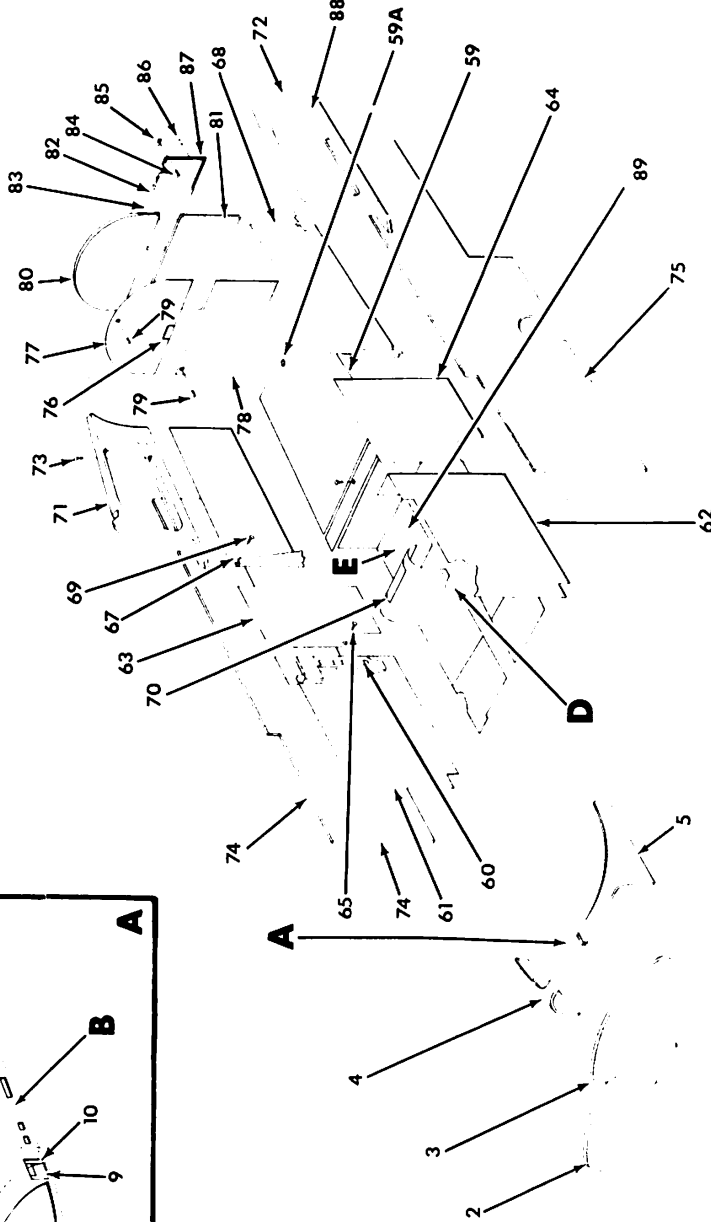
**AA-1C
ILLUSTRATED PARTS CATALOG**

Figure & Index No.	Part Number	Nomenclature	Units Per Assy	Usable On Code
25- 2	-45	102348-7		
	-46	102348-4		
	-47	102385-1		
	-48	MS20470AD5-6		
		CR2249-4-3		
	-49	102348-5		
	-50	NO NUMBER		
	-51	102348-6		
	-52	MS20392-2C43		
	-53	MS24665-132		
	-54	AN3-5A		
	-55	AN970-3		
	-56	902017-4		
	-57	AN960-10		
	-58	MS20364-1032		
	-59	102335-501		
		102335-502		
	-60	102336-1		
	-61	102350-1		
	-62	GAES200-1		
	-63	1601-0410		
	-64	AN960-10L		
	-65	MS20364-1032		
	-66	102317-5		
	-67	5102383-7		
		5102383-8		
	-68	601052-2		
	-69	AN3-6A		
	-70	902017-6		
	-71	AN960-10		
	-72	MS20365-1032		
	-73	GAES201-1		
	-74	AN3-10A		
	-75	102336-505		
	-76	102350-3		
	-77	CR2163-4-4		
	-78	LE-085J-4		
	-79	102317-3		
	-80	102317-4		
	-81	LP221-11		
	-82	102317-6		
	-83	5102383-9		
		5102387-1		
	-84	AN5-6A		
	-85	AN960-516		
	-86	MS20364-524		
	-87	804037-501		
		804037-502		
	-88	804037-3		
	-89	AN3-5A		
	-90	AN960-10		
	-91	MS20364-1032		
	-92	8769517		
	-93	804035-3		
	-94	GAES1300-1		
	-95	GAES1022A-8-8B		
	-96	804035-1		
	-97	1601-0410		
		RETAINER, BALL	1	
		TRACK - INBOARD	1	
		RETAINER, SEAT	3	
		RIVET	6	
		RIVET (V11815) (ALT)	6	
		BUMPER	3	
		STEEL BALL (GRADE NO. 4) (.312 DIA)	8	
		STOP ANGLE	1	
		CLEVIS PIN	3	
		COTTER PIN	3	
		BOLT	2	
		WASHER	2	
		BUSHING	2	
		WASHER	2	
		NUT	2	
		LEVER ASSEMBLY (LH)	1	
		LEVER ASSEMBLY (RH)	1	
		SPRING	1	
		BRACKET	1	
		HONEYCOMB FASTENER	3	
		RIVET (V19738)	8	
		WASHER	11	
		NUT	5	
		BRACKET	1	
		INBOARD LAP BELT	1	
		OUTBOARD LAP BELT	1	
		BRACKET - SEAT BELT	2	
		BOLT	2	
		BUSHING	2	
		WASHER	2	
		NUT	4	
		SPACER	4	
		BOLT	4	
		PLATE ASSEMBLY	2	
		BRACKET	1	
		RIVET (V11815)	2	
		SPRING (V84830)	2	
		BRACKET - OUTBOARD	1	
		BRACKET - INBOARD	1	
		SCREW (V16941)	4	
		BRACKET	1	
		SHOULDER HARNESS ASSEMBLY	2	
		BUSHING	1	
		(ATTACHING PARTS)		
		BOLT	2	
		WASHER	6	
		NUT	2	
		PLATE, MOUNTING (LH) (IN FUSELAGE ASSEMBLY)	REF	
		PLATE, MOUNTING (RH) (IN FUSELAGE ASSEMBLY)	REF	
		PLATE SUPPORT (IN FUSELAGE ASSEMBLY)	2	
		BOLT	8	
		WASHER	8	
		NUT	8	
		CLIP-RETAINER (MIDLAND METALS)	2	
		COVER	2	
		(ATTACHING PARTS)		
		WASHER	4	
		SCREW	4	
		PLATE	2	
		RIVET (V19738)	2	

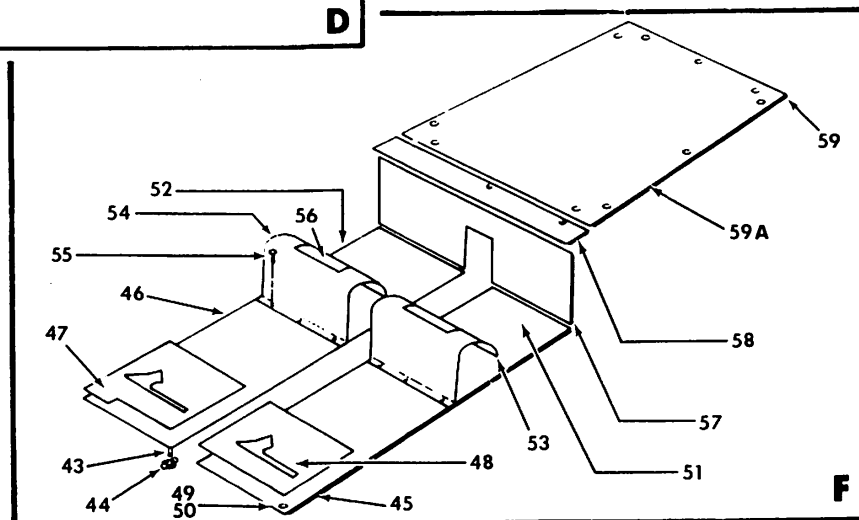
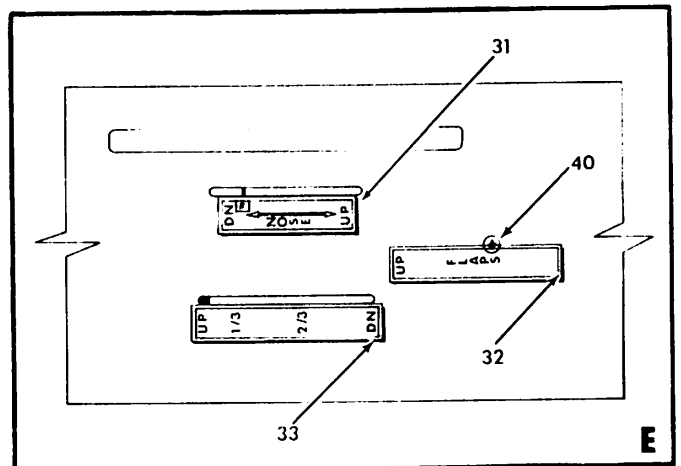
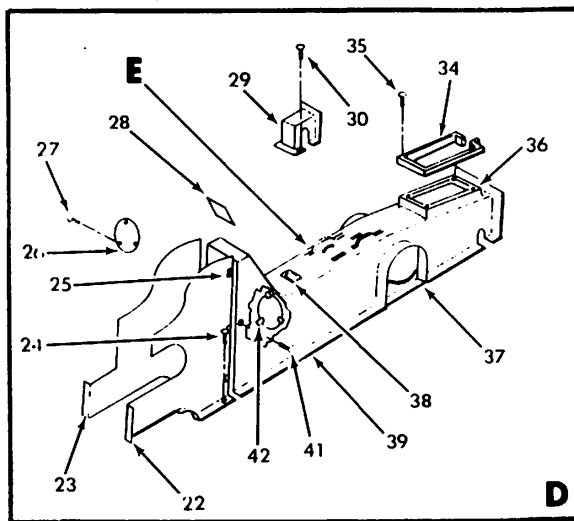
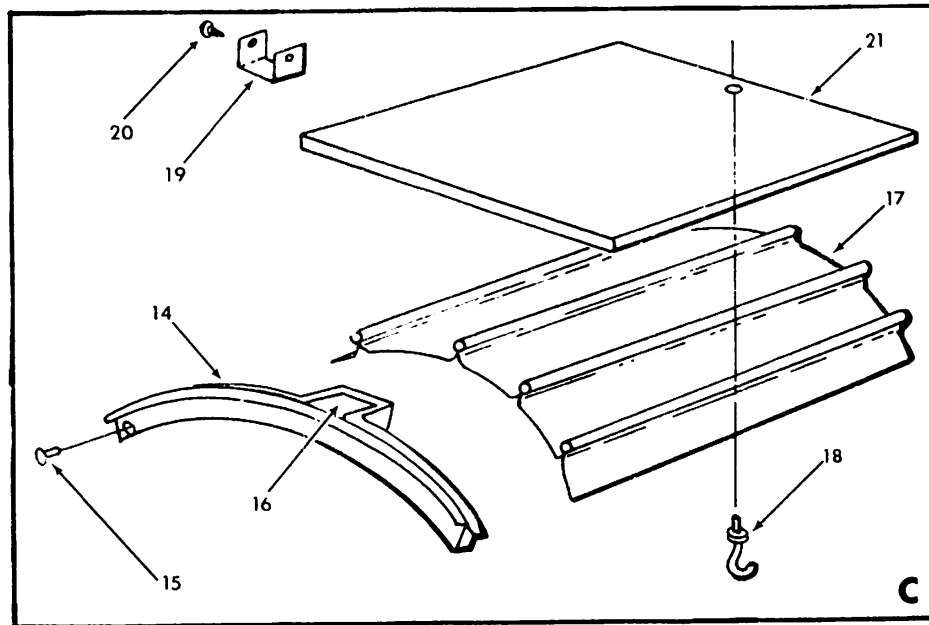


Cigar Lighter Installation
Figure 25-3

Figure & Index No	Part Number	Nomenclature							Units Per Assy	Usable On Code
		1	2	3	4	5	6	7		
25-- 3 -	804013-502	AR	
- 1	201685	1	
- 2	204405	1	
- 3	804013-1	1	
- 4	200402	1	
- 5	HHJ	1	
	AGC 10	1	



Upholstery and Insulation Installation (Sheet 1 of 2)
Figure 25-4



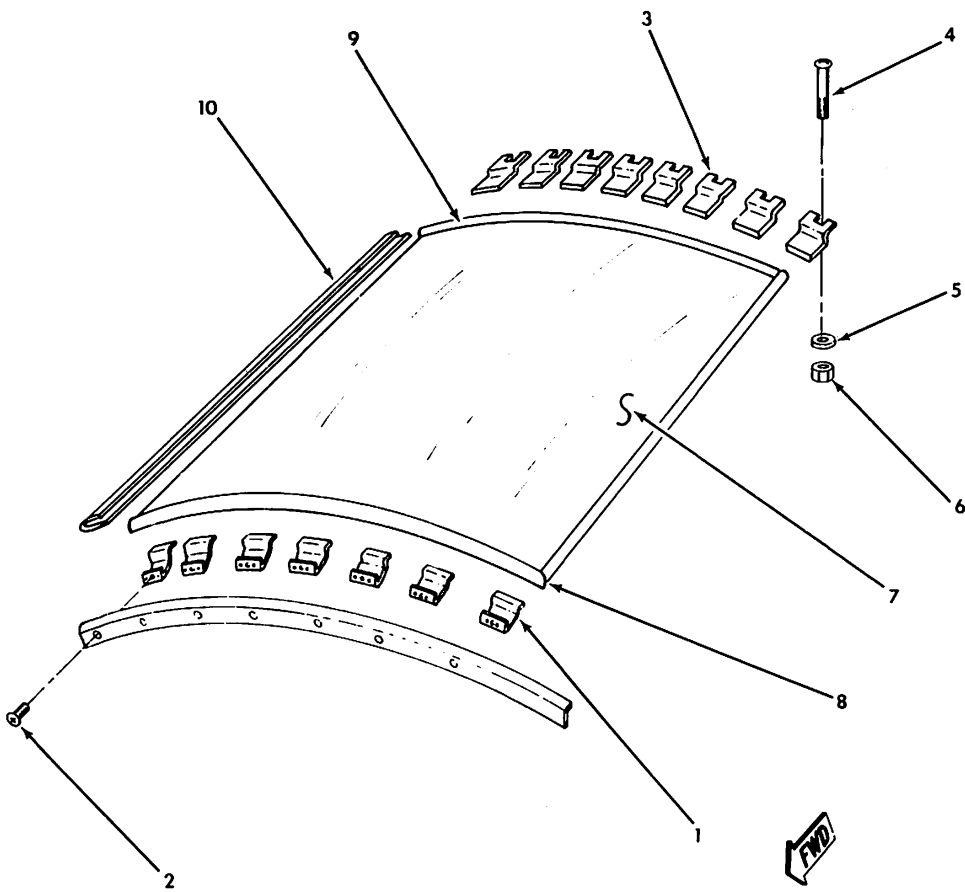

Upholstery and Insulation Installation (Sheet 2 of 2)
Figure 25-4

Figure & Index No.	Part Number	Nomenclature	Units	Usable On Code
			Per Assy	
		1 2 3 4 5 6 7		
25- 4	102453-501	UPHOLSTERY AND INSULATION INSTALLATION (STD)	1	
	102453-502	UPHOLSTERY AND INSULATION INSTALLATION (OPT)	AR	
- 1	102355-1	INSULATION, DECK	REF	
- 2	5102385-17	INSULATION, FIREWALL	1	
- 3	102344-1	INSULATION, FIREWALL	1	
- 4	5102385-30	INSULATION, COWL (RH)	1	
- 5	5102385-29	INSULATION, COWL (LH)	1	
- 6	5803007-107	PLACARD	1	
- 7	803007-23	PLACARD	1	
- 8	5803013-1	PLACARD	2	
- 9	803007-65	PLACARD	1	
-10	Y9122	TAPE (V26066)	AR	
-11	5803007-94	PLACARD	1	
-12	803007-13	PLACARD	1	
-13	803007-14	PLACARD	1	
-14	102344-54	MOULDING, CABIN TOP (ATTACHING PARTS)	1	
-15	GAES1021A4-6	SCREW	4	
-16	102354-501	CABIN LIGHT ASSEMBLY	REF	
-17	102344-506	HEADLINER ASSEMBLY	1	
-18	GAES203-2	COAT HANGER HOOK	1	
	AN907-3	WASHER	1	
-19	902020-1	BRACKET (ATTACHING PARTS)	2	
-20	GAES1021A4-6	SCREW	4	
-21	102344-5	INSULATION, HEADLINER	1	
-22	102344-30	CONSOLE, FORWARD (LH)	1	
-23	102344-31	CONSOLE, FORWARD (RH) (ATTACHING PARTS)	1	
-24	GAES 1021A6-8	SCREW	9	
-25	A6014-6Z-1	NUT (V78533)	6	
-26	102344-56	COVER (ATTACHING PARTS)	1	
-27	GAES1021Z6-8	SCREW	3	
-28	803007-84	PLACARD	1	
-29	102344-15	BOOT, FLAP LINK (ATTACHING PARTS)	2	
-30	GAES1021A6-8	SCREW	8	
-31	803007-11	PLACARD	1	
-32	803007-9	PLACARD	1	
-33	803007-10	PLACARD	1	
-34	102344-57	COVER (ATTACHING PARTS)	1	
-35	GAES1021Z6-8	SCREW	4	
-36	A6014-6Z-1	NUT (V78533)	4	
-37	102451-501	PANEL ASSEMBLY (LH)	1	
	102451-502	PANEL ASSEMBLY (RH)	1	
-38	S-16-AR-RT-CC	ASH TRAY (V31758)	1	
-39	102453-1	CONSOLE, AFT (ATTACHING PARTS)	1	
-40	GAES1022Z6-8	SCREW	2	
-41	GAES1021Z6-8	SCREW	6	
-42	A6014-6Z-1	NUT (V78533)	3	
	102437-507	CARPET ASSEMBLY (LH)	1	
	102437-508	CARPET ASSEMBLY (RH) (ATTACHING PARTS)	1	
-43	XX10376-12	STUD	4	
-44	A8-75	RIVNUT	4	
-45	102437-501	CARPET (LH)	1	
-46	102437-502	CARPET (RH)	1	

GRUMMAN AMERICAN AVIATION

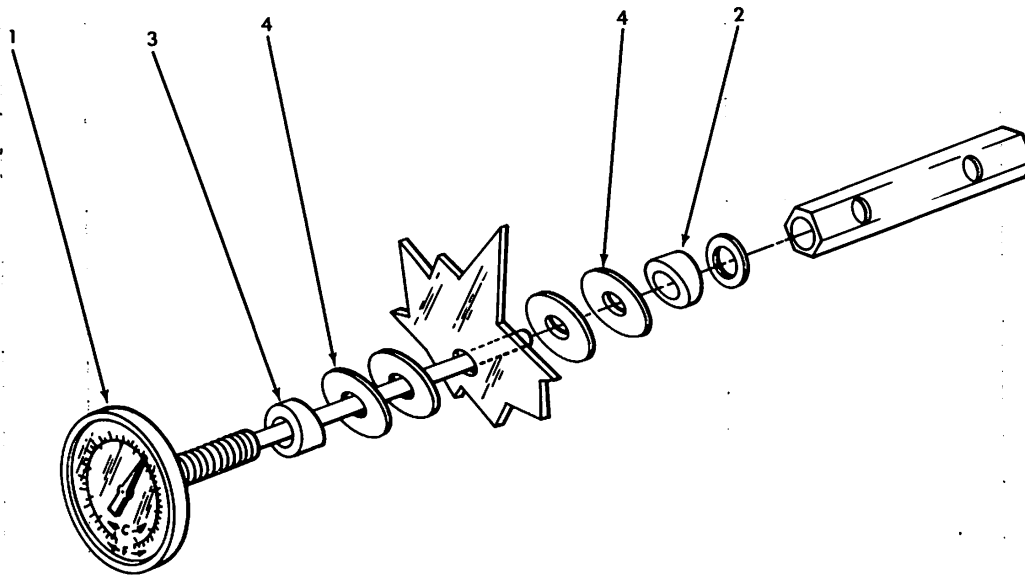
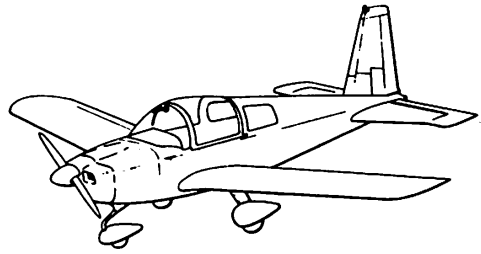
AA-1C
ILLUSTRATED PARTS CATALOG

Figure & Index No.	Part Number	Nomenclature	Units Per Assy	Usable On Code		
					1	2
25- 4	-47	5102353-26	SCUFF PLATE (RH)	1		
	-48	5102353-27	SCUFF PLATE (LH)	1		
	-49	X2-10128	BUTTON	4		
	-50	XB-10224	SOCKET	4		
	-51	102386-7	FLOOR CARPET (LH)	1		
	-52	102386-8	FLOOR CARPET (RH)	1		
	-53	102386-5	SPAR COVER (LH)	1		
	-54	102386-6	SPAR COVER (RH)	1		
-55	GAES1021A6-8	(ATTACHING PARTS) SCREW	6			
-56	102386-12	STEP PAD	2			
-57	102386-9	FORWARD COVER	1			
-58	102386-10	TOP COVER	1			
	GAES1021A4-6	(ATTACHING PARTS) SCREW	3			
-59	102437-5	FLOOR COVERING (STD)	1			
	102437-6	CARPETING (OPT)	1			
		(ATTACHING PARTS)				
-59A	BS10412	CAP	14			
	XB10224	SNAP	14			
	XX10362	STUD	14			
-60	803007-8	PLACARD	2			
-61	102386-14	PANEL ASSEMBLY, TRIM, FORWARD (RH)	1			
-62	102386-13	PANEL ASSEMBLY, TRIM, FORWARD (LH)	1			
-63	102389-2	PANEL, SIDE (RH)	AR			
	102389-4	PANEL, SIDE (RH) (OPT)	1			
	102389-6	PANEL, SIDE (RH) (STD)	1			
-64	102389-1	PANEL, SIDE (LH)	AR			
	102389-3	PANEL, SIDE (LH) (OPT)	1			
	102389-5	PANEL, SIDE (LH) (STD)	1			
		(ATTACHING PARTS)				
-65	GAES1023A6-10C	SCREW	8			
	A3236-012-24A	WASHER (V78533)	8			
-66	804042-1	PLACARD	1			
-67	102344-52	PANEL, AFT TRIM (RH)	1			
-68	102344-53	PANEL, AFT TRIM (LH)	1			
		(ATTACHING PARTS)				
-69	GAES1021A4-10	SCREW	6			
-70	NOT USED					
-71	102437-10	MOULDING, WINDOW (RH)	1			
-72	102437-9	MOULDING, WINDOW (LH)	1			
		(ATTACHING PARTS)				
-73	GAES1021A4-6	SCREW	8			
-74	102344-4	INSULATION (RH)	1			
-75	102344-3	INSULATION (LH)	1			
-76	803007-40	PLACARD	1			
-77	102344-51	PANEL, BAGGAGE, UPPER	1			
-78	102344-50	PANEL, BAGGAGE, LOWER	1			
		(ATTACHING PARTS)				
-79	GAES1021A4-6	SCREW	7			
-80	102344-6	INSULATION, BAGGAGE, UPPER	1			
-81	102344-7	INSULATION, BAGGAGE, LOWER	1			
-82	102344-32	SEAL	1			
		(ATTACHING PARTS)				
	102344-39	METAL STITCH	AR			
-83	102344-33	PANEL	1			
		(ATTACHING PARTS)				
-84	GAES1021Z6-8	SCREW	5			
-85	A1181-6Z-1	NUT (V78533)	5			
-86	GAES1021A6-8	SCREW	2			
-87	Y9132B	TAPE (V26066)	AR			
-88	GAES405-2-65.0	SEAL	2			



Sun Screen Assembly and Installation
Figure 25-5

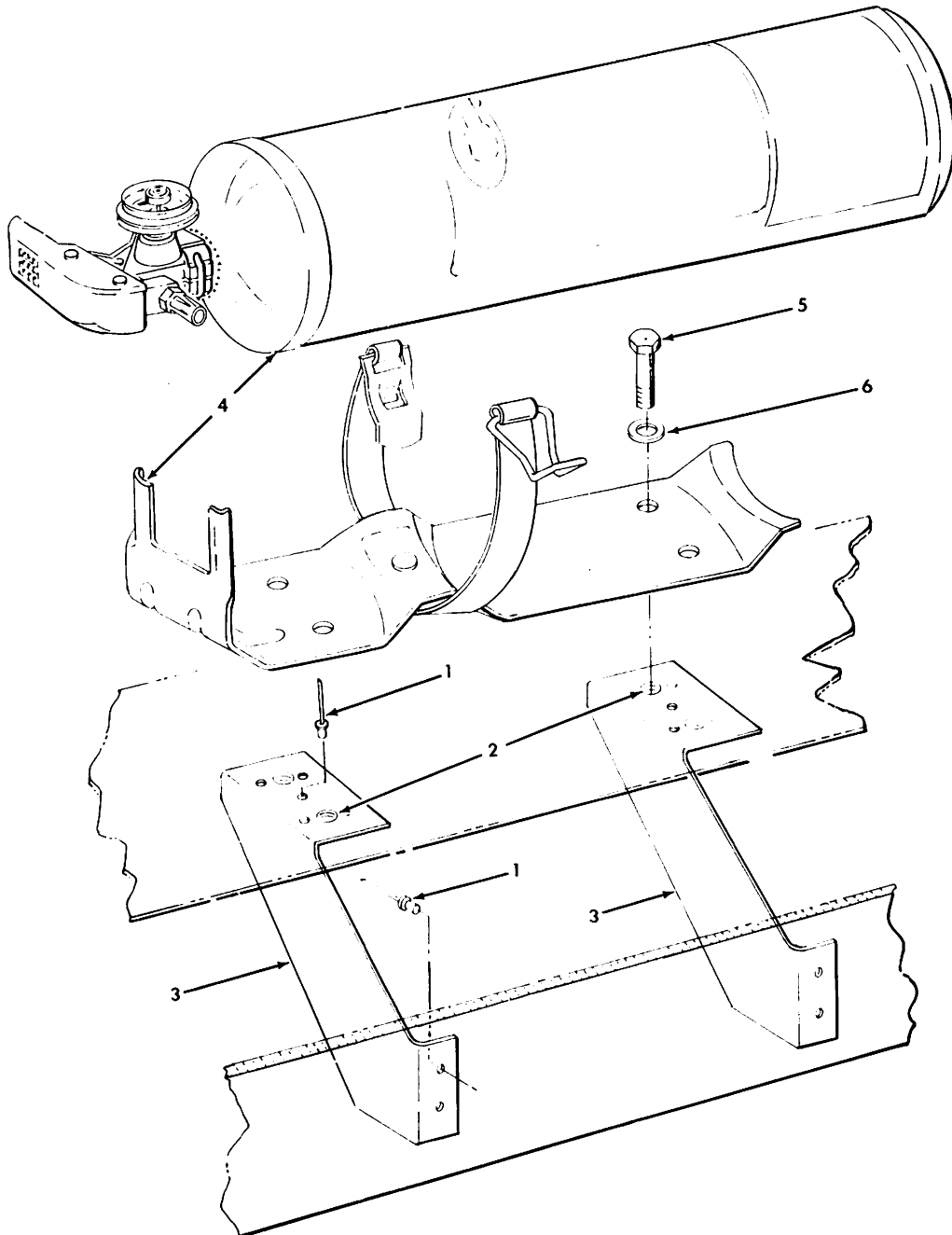

Figure & Index No.	Part Number	Nomenclature	Units	Usable On Code
			Per Assy	
		1 2 3 4 5 6 7		
25- 5 -	804026-501	. SUN SCREEN ASSEMBLY & INSTALLATION (OPT)	AR	
	804026-502	. . . SUN SCREEN ASSEMBLY	1	
		(ATTACHING PARTS)		
- 1	102445-501	. . . RETAINER ASSEMBLY	7	
- 2	MS24693-S271	. . . SCREW	7	
- 3	80426-3	. . . CLIP, AFT.	8	
- 4	MS35207-264	. . . SCREW	8	
- 5	A1717	. . . EYELET (SEE FIGURE 56-1.)	REF	
- 6	22ND8-02	. . . SPLINE NUT (SEE FIGURE 62-6.)	REF	
		-----*		
- 7	804026-1	. . . SUN SCREEN	1	
- 8	GAES404-1-30.1	. . . SEAL (FWD)	1	
- 9	GAES404-1-30.0	. . . SEAL (AFT)	1	
-10	GAES404-1-33.8	. . . SEAL (SIDE)	2	



NOTE: SUN SHIELD AND RUBBER WASHERS SUPPLIED WITH GAGE.

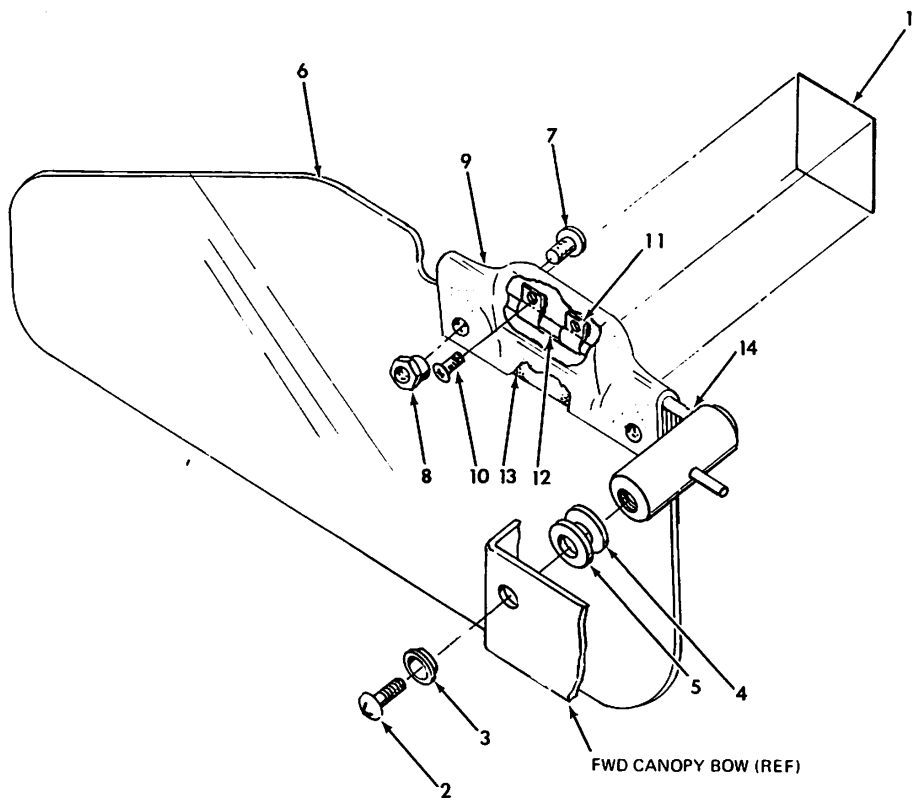

Outside Air Temperature Gage Installation
Figure 25-6

Figure & Index No.	Part Number	Nomenclature							Units Per Assy	Usable On Code
		1	2	3	4	5	6	7		
25- 6 - - 1 - 2 - 3 - 4	804006-502	AR	
	2176	1	
	4202	1	
	804006-1	1	
	804006-2	1	
	804041-1	2	



Fire Extinguisher Installation
Figure 25-7

Figure & Index No.	Part Number	Nomenclature							Units Per Assy	Usable On Code
		1	2	3	4	5	6	7		
25- 7 - - 1 - 2 - 3 - 4 - 5 - 6	804025-501	AR	
	804024-501	2	
	1601-0410	3	
	NAS680A3K	2	
	1204-0306	2	
	804024-1	2	
	CP-2-3/4	1	
	AN3-5A	4	
	AN960-10	4	
				
				

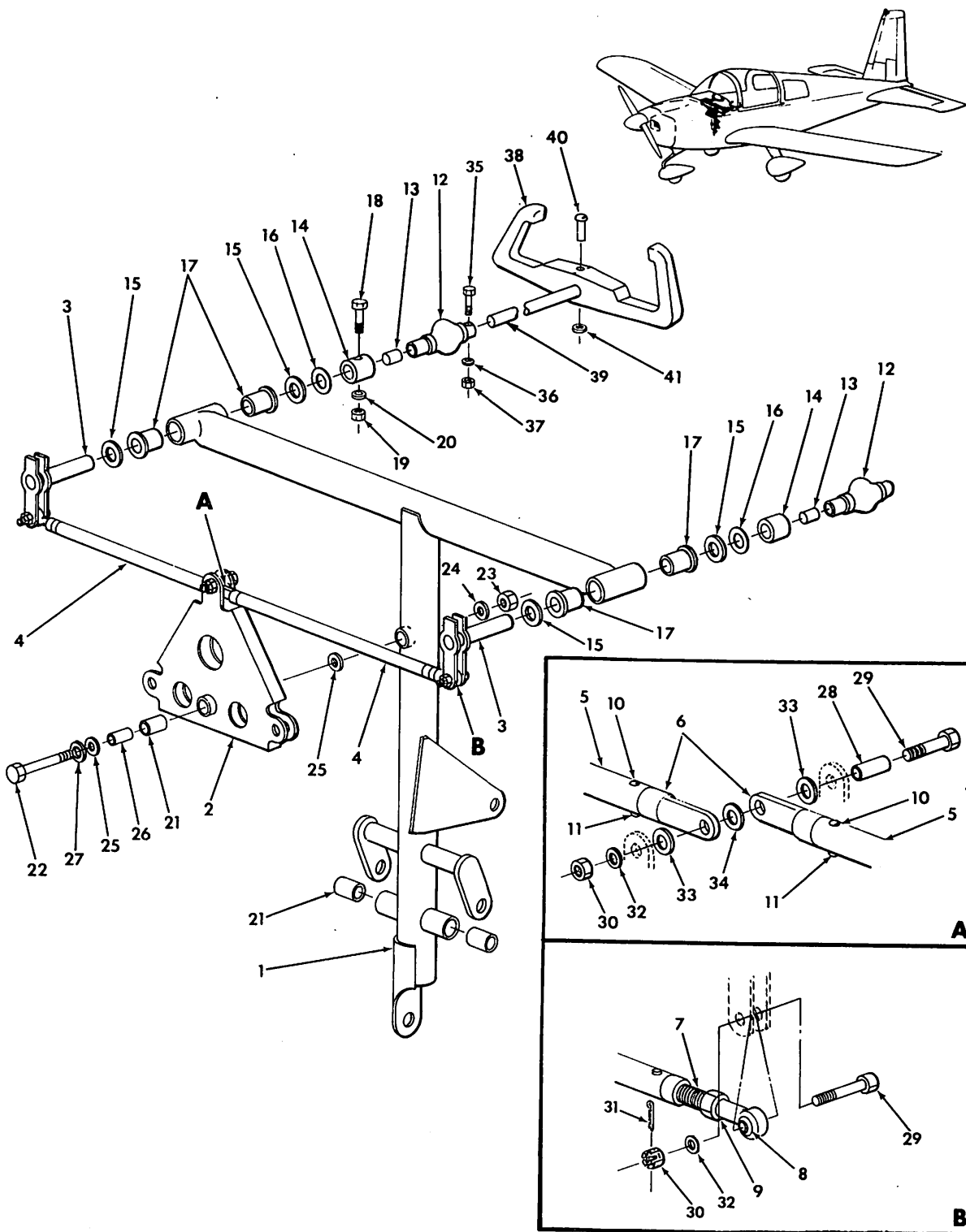


Sun Visor Assembly
Figure 25-8

Figure & Index No.	Part Number	Nomenclature 1 2 3 4 5 6 7	Units Per Assy	Usable On Code	
25- 8 - 1 - 2 - 3 - 4 - 5 - 6 - 7 - 8 - 9 -10 -11 -12 -13 -14	5804034-508	SUN VISOR ASSEMBLY AND INSTALLATION	AR		
	5803007-102	PLACARD	2		
	5804034-510	SUN VISOR ASSEMBLY	2		
		(ATTACHING PARTS)			
	GS551B3C7	SCREW (ALT: MS21093-345)	1		
	5804034-7	SPACER	1		
	902024-1	WASHER	1		
	GAES1300	WASHER	1		
		-----*			
	5804034-13	VISOR	1		
		(ATTACHING PARTS)			
	MS35214-37	SCREW	1		
	58N(.187)FL	NUT	1		
		-----*			
5804034-9	VISOR CAP	1			
MS35207-261	SCREW	2			
RM52LHA4972-8-02	CLIP NUT	2			
5804034-12	CLIP	1			
522	TAPE, VINYL FOAM (V25662)	1			
5804034-509	ROD ASSEMBLY	1			

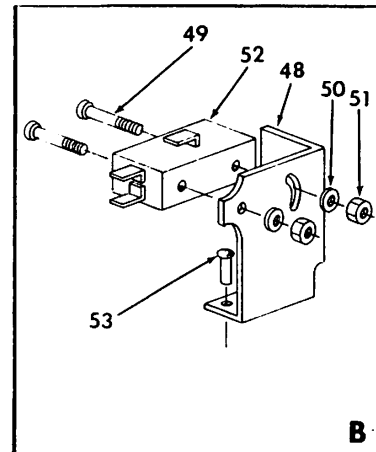
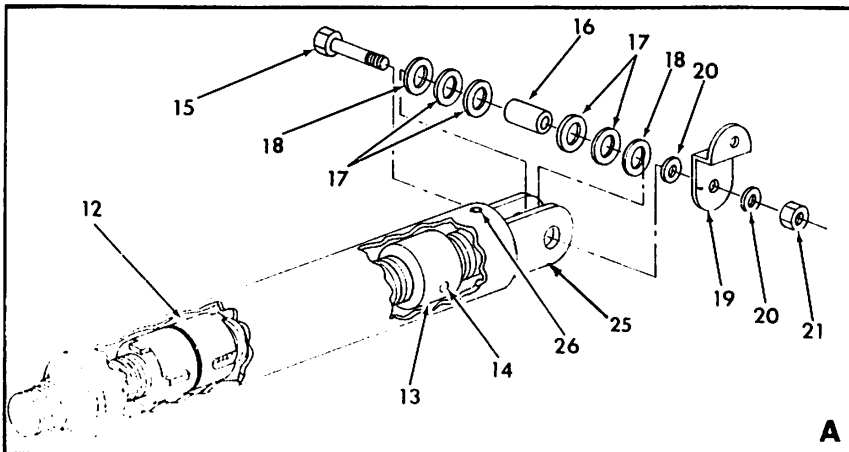
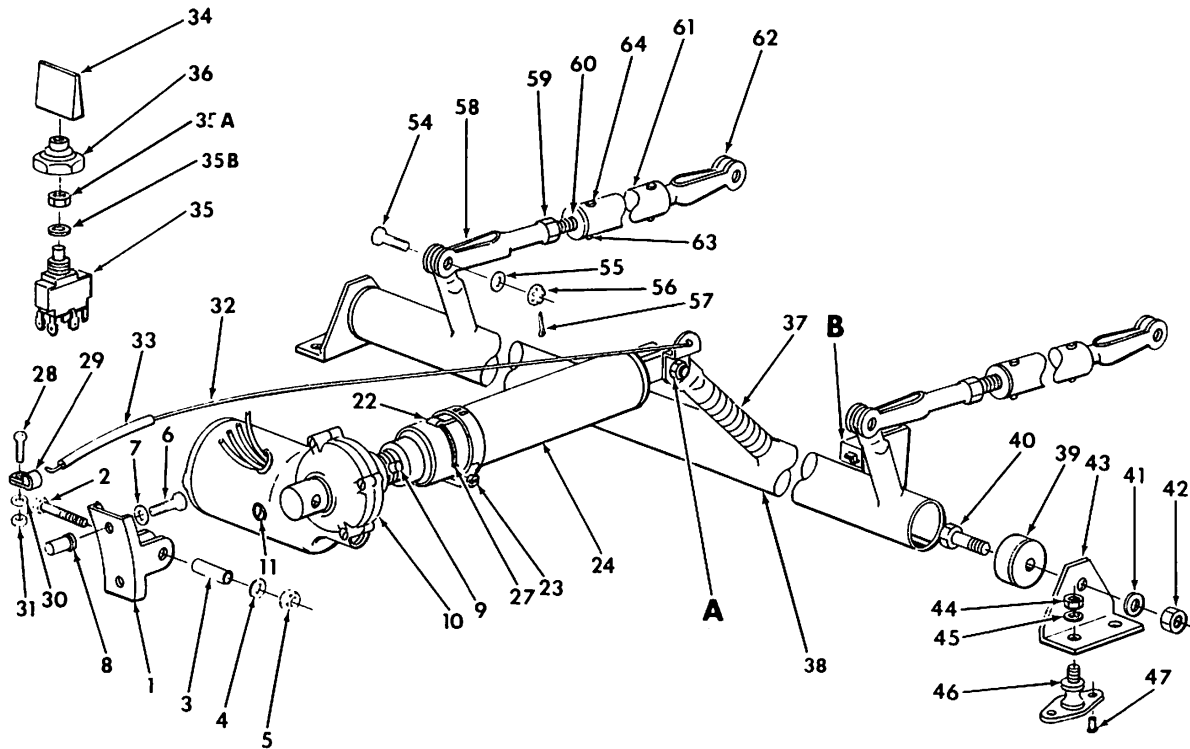

CHAPTER 27
FLIGHT CONTROLS
TABLE OF CONTENTS

SUBJECT	FIGURE NUMBER
CONTROL COLUMN ASSEMBLY	27-1
FLAP CONTROL INSTALLATION	27-2
CONTROL PULLEY GROUP ASSEMBLY	27-3
CONTROL COLUMN INSTALLATION	27-4
FLAP TORQUE TUBE ASSEMBLY	27-5
RUDDER CONTROL INSTALLATION	27-6
ELEVATOR CABLE INSTALLATION	27-7
RUDDER AND BRAKE PEDAL INSTALLATION	27-8
TRIM CONTROL INSTALLATION	27-9
BUNGEE ASSEMBLY	27-10
CONTROL WHEEL LOCK ASSEMBLY	27-11



Control Column Assembly
Figure 27-1

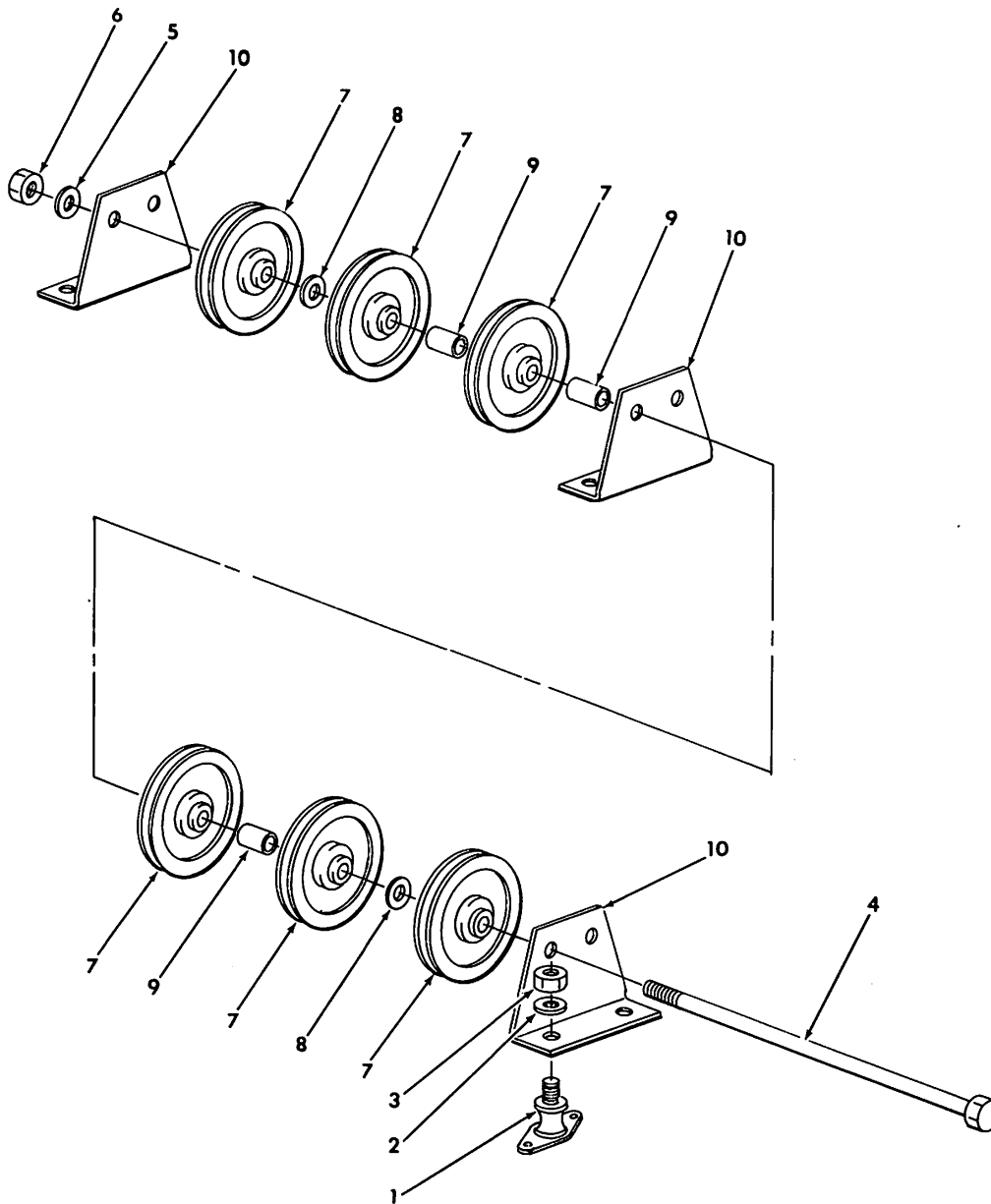
Figure & Index No.	Part Number	Nomenclature							Units Per Assy	Usable On Code
		1	2	3	4	5	6	7		
27- 1	-	602104-503	CONTROL COLUMN ASSEMBLY	1	
	- 1	602102-501	TEE ASSEMBLY	1	
	- 2	603068-501	BELLCRANK ASSEMBLY	1	
	- 3	603067-501	HORN ASSEMBLY	2	
	- 4	603069-501	PUSHROD ASSEMBLY	2	
	- 5	603069-1	PUSHROD TUBE	1	
	- 6	603069-2	ROD END	1	
	- 7	AN490HT8P	ROD END	1	
	- 8	F34-14M	ROD END BEARING (HEIM)	1	
	- 9	AN316-4R	CHECK NUT	1	
	-10	SALPT6-8	SHEAR PIN (V29666)	2	
	-11	6LC-C6	SHEAR PIN COLLAR (V29666)	2	
	-12	MS20271-B10	UNIVERSAL JOINT	2	
	-13	602104-14	SPACER	2	
	-14	602104-1	COLLAR	2	
	-15	AN960-1216L	WASHER	AR	
	-16	602104-6	SHIM	AR	
	-17	FF-911-3	BEARING (V70417)	4	
	-18	NAS464P4-A15	BOLT	2	
	-19	AN365-428	NUT	2	
	-20	AN960-416	WASHER	2	
	-21	B-710	NEEDLE BEARING (V60380)	3	
	-22	AN5-27A	BOLT	1	
	-23	AN364-524	NUT	1	
	-24	AN960-516	WASHER	1	
	-25	AN960-516L	WASHER	1	
	-26	602104-3	SLEEVE	1	
	-27	602104-4	WASHER	2	
	-28	604062-4	BUSHING	1	
	-29	AN23-13	BOLT	3	
	-30	AN320-3	NUT	3	
	-31	AN380-2-2	COTTER PIN	3	
	-32	AN960-10	WASHER	3	
	-33	AN960-416	WASHER	1	
	-34	AN960-416L	WASHER	2	
		5602113-502	WHEEL ASSEMBLY-CONTROL (ATTACHING PARTS)	2	
	-35	NAS465P5-A13	BOLT	2	
	-36	MS20365-428	NUT	2	
	-37	AN960-416	WASHER	2	
	-38	5602103-1	WHEEL	1	
		5602110-1	COVER	1	
		5803008-1	INSERT	1	
	-39	5602109-1	SHAFT	1	
	-40	5602113-1	RIVET	1	
	-41	AN960-10	WASHER	1	



Flap Control Installation
Figure 27-2

Figure & Index No.	Part Number	Nomenclature	Units Per Assy	Usable On Code		
					1	2
27- 2	604053-501	FLAP CONTROL INSTALLATION	1			
	604062-501	ACTUATOR ASSEMBLY	1			
- 1	604060-1	BRACKET	1			
		(ATTACHING PARTS)				
- 2	AN3-12A	BOLT	1			
- 3	604062-3	BUSHING	1			
- 4	AN960-10L	WASHER	1			
- 5	MS20364-1032	NUT	1			
- 6	LP221-11	SCREW	2			
- 7	AN960-10L	WASHER	2			
- 8	SR1395-2	RIVNUT (V03481)	2			
		-----*				
- 9	52-028-125-1.000	ROLL PIN	1			
-10	604062-9	ACTUATOR	1			
-11	P09-29	BRUSH-FLAP MOTOR (V94506)	1			
	P4101-15	CAP-BRUSH HOLDER (V94506)	1			
-12	P3293	SLIP NUT (V94506)	1			
-13	P3293-1	STOP (V94506)	1			
-14	52-028-125-1.000	ROLL PIN (ESNA)	1			
	604062-502	TUBE ASSEMBLY	1			
		(ATTACHING PARTS)				
-15	AN3-10A	BOLT	1			
-16	604062-4	BUSHING	1			
-17	AN960-416	WASHER	4			
-18	AN960-416L	WASHER	2			
-19	604062-5	LINK	1			
-20	AN960-10L	WASHER	2			
-21	MS20364-1032	NUT	1			
-22	604062-7	CLIP	1			
-23	QS100-M16S	CLAMP (WRIGHT)	1			
		-----*				
-24	604062-1	TUBE	1			
-25	604062-2	FITTING	1			
-26	1601-0414	RIVET (V19738)	2			
-27	P4134	LOCK RING (V94506)	1			
	604062-503	INDICATOR ASSEMBLY	1			
		(ATTACHING PARTS)				
-28	AN526-1032R6	SCREW	1			
-29	AN742D4	CLAMP	1			
-30	AN960-10L	WASHER	1			
-31	AN364-1032	NUT	1			
		-----*				
-32	604062-6	INDICATOR	1			
-33	604062-8	TUBING	1			
-34	604066-1	FLAP HANDLE	1			
-35	6GM5B-50X1Z3	SWITCH (V73559)	1			
-35A	AN315-3R	NUT	1			
-35B	AN936B10	WASHER	1			
-36	N-1030B	TOGGLE BOOT (V97539)	1			
-37	500002-2	SPIRAP (V80145)	AR			
-38	604057-501	TORQUE TUBE ASSEMBLY	1			
		(ATTACHING PARTS)				
-39	601029-1	BEARING	2			
-40	AN4-11A	BOLT	2			
-41	AN960-416	WASHER	2			
-42	MS20364-428	NUT	2			
-43	601049-1	BRACKET	2			
-44	MS20364-1032	NUT	4			

Figure & Index No.	Part Number	Nomenclature							Units Per Assy	Usable On Code			
		1	2	3	4	5	6	7					
27- 2	-45	AN960-10L	WASHER	4	
	-46	GAES200-1	FASTENER	4	
	-47	1601-0410	RIVET (V19738)	8	
	-48	604068-1	BRACKET	1	
							(ATTACHING PARTS)						
	-49	MS35273-19	SCREW	2	
	-50	AN960-4	WASHER	2	
	-51	MS20365-440	NUT	2	
	-52	MS25253-3	SWITCH	1	
	-53	1601-0410	RIVET (V19738)	4	
		604056-501	LINK ASSEMBLY	2	
							(ATTACHING PARTS)						
	-54	AN23-10	BOLT-CLEVIS	2	
	-55	AN960-10	WASHER	2	
	-56	AN320-3	NUT	2	
	-57	AN380-2-2	COTTER PIN	2	
	-58	MS27975-4	ROD END	2	
	-59	AN316-4R	CHECK NUT	2	
	-60	AN490HT8P	ROD END	2	
	-61	604056-1	TUBE	2	
-62	MS27976-12	ROD END	2		
-63	6LC-C6	SHEAR PIN COLLAR (V29666)	2		
-64	SALPT6-8	SHEAR PIN (V29666)	2		

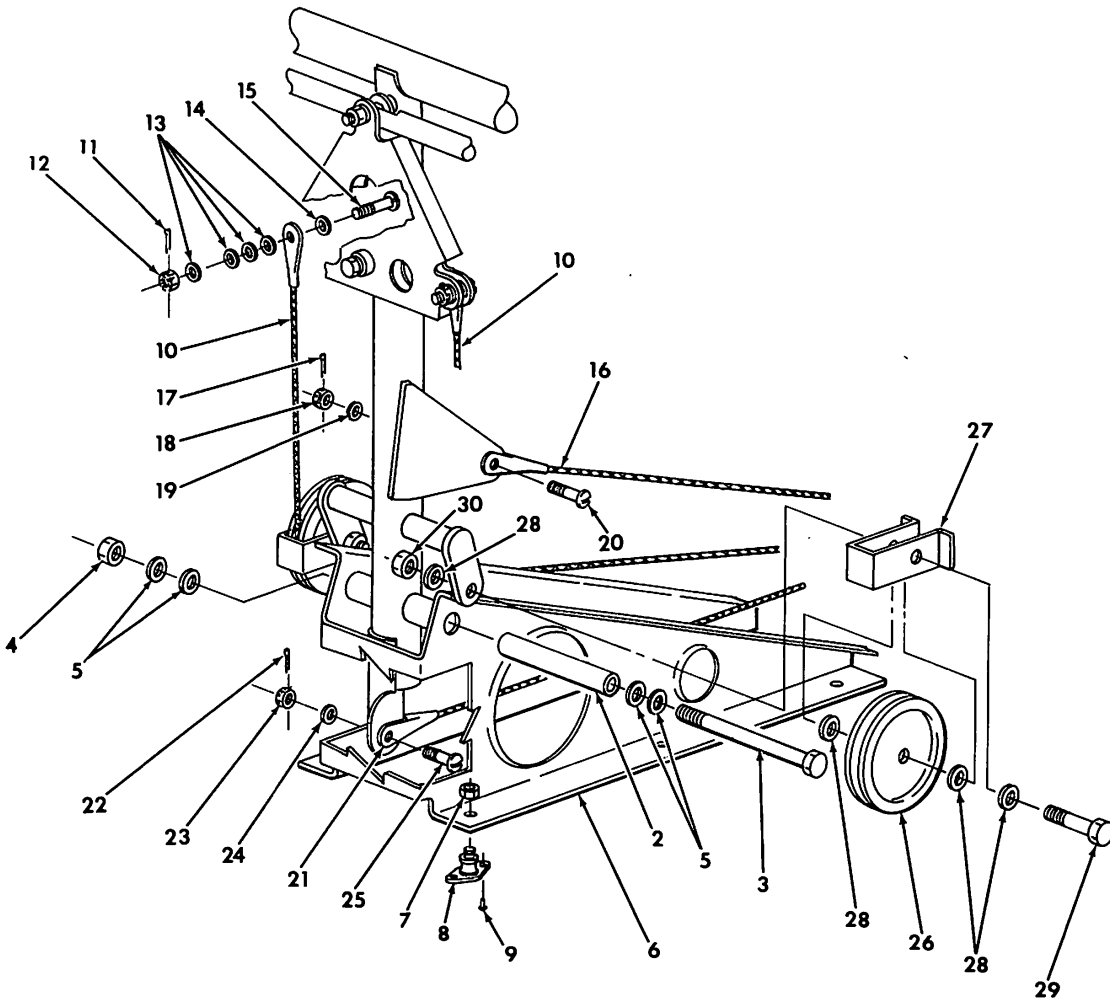



Control Pulley Group Assembly
Figure 27-3

GRUMMAN AMERICAN AVIATION

**AA-1C
ILLUSTRATED PARTS CATALOG**

Figure & Index No.	Part Number	Nomenclature 1 2 3 4 5 6 7	Units Per Assy	Usable On Code
27- 3 -	600009-501	. CONTROL PULLEY GROUP ASSEMBLY (ATTACHING PARTS)	1	
- 1	GAES200-1	. HONEYCOMB FASTENER	REF	
- 2	AN960-10	. WASHER	6	
- 3	MS20365-1032	. NUT	6	
	600009-502		
- 4	AN5-72A	1	
- 5	AN960-516	1	
- 6	MS20364-524	1	
- 7	MS20220-2	6	
- 8	AN960-516L	2	
- 9	601044-1	3	
-10	601054-1	3	

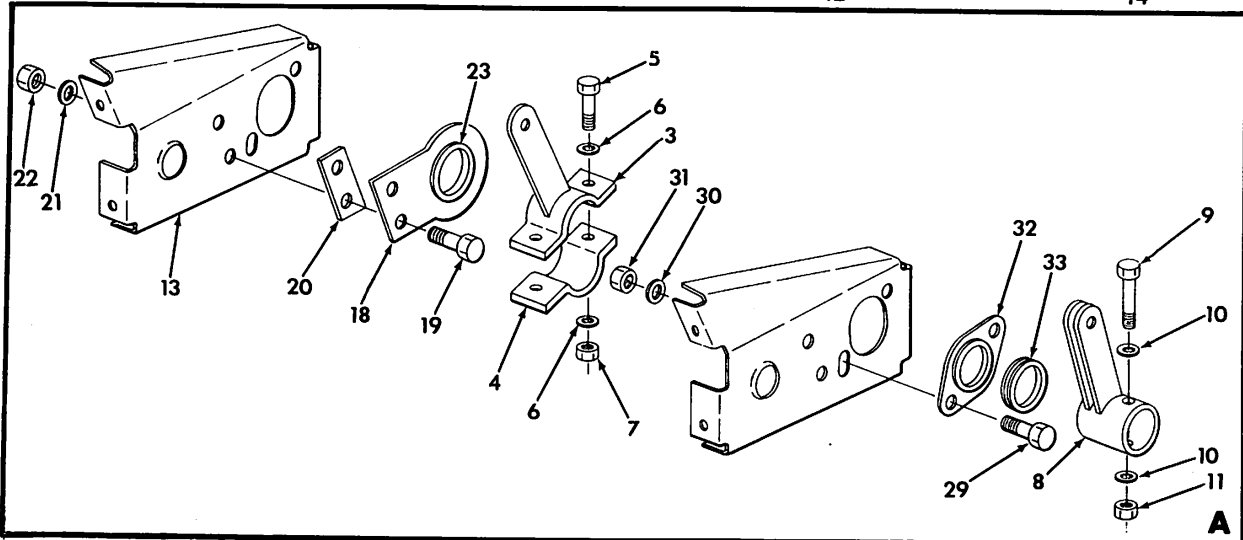
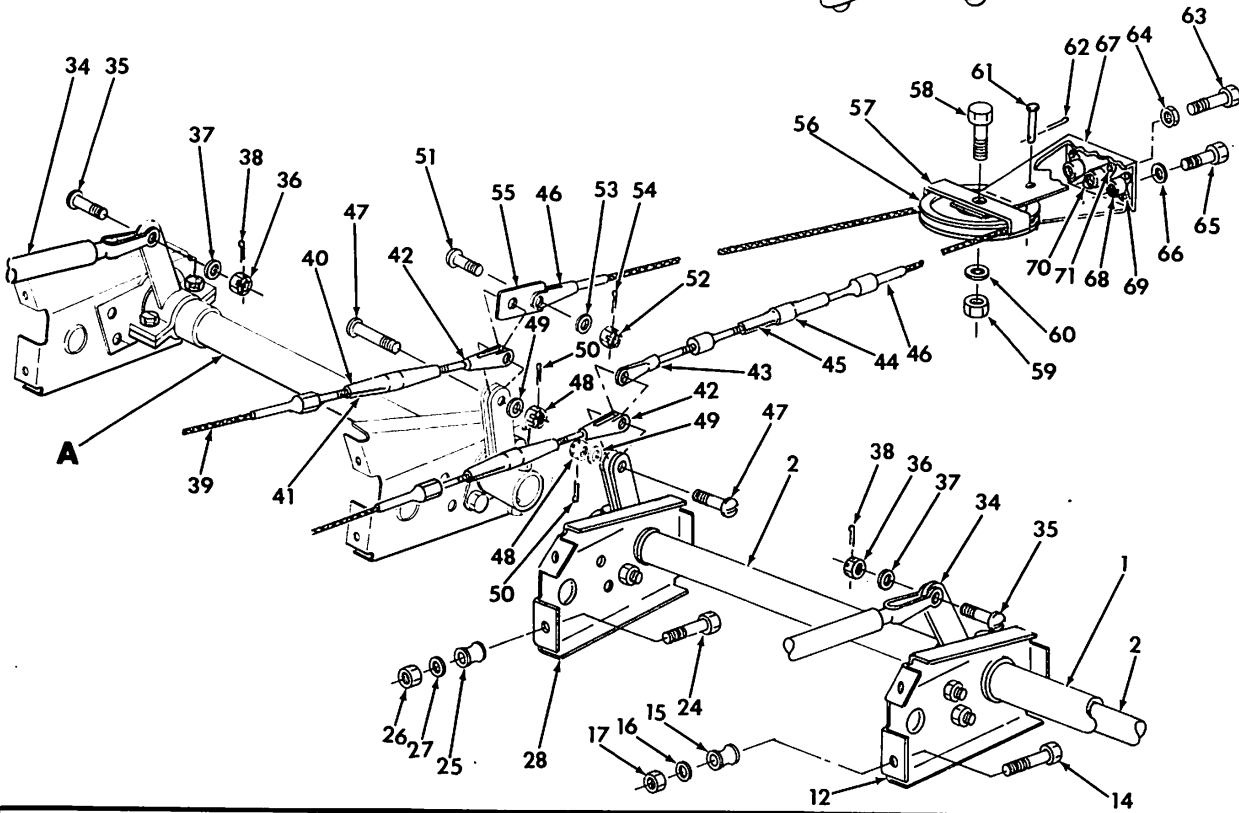



Control Column Installation
Figure 27-4

GRUMMAN AMERICAN AVIATION

AA-1C
ILLUSTRATED PARTS CATALOG

Figure & Index No.	Part Number	Nomenclature							Units Per Assy	Usable On Code
		1	2	3	4	5	6	7		
27- 4	NO NUMBER									
- 1	602104-503								REF	
- 2	602106-1								1	
- 3	AN5-37A								1	
- 4	MS20364-524								1	
- 5	AN960-516L								4	
- 6	602103-501								1	
- 7	MS20365-428								6	
	AN960-416								6	
- 8	GAES200-2								6	
- 9	1601-0410								12	
-10	602107-507								2	
	602107-507SS								2	
-11	MS24665-132								2	
-12	AN320-3								2	
-13	AN960-10								4	
-14	AN960-10L								1	
-15	AN23-13								2	
-16	602107-509								1	
	602107-509SS								1	
-17	MS24665-132								1	
-18	AN320-3								1	
-19	AN960-10								1	
-20	AN23-11								1	
-21	602107-509								1	
	602107-509SS								1	
-22	MS24665-132								1	
-23	AN320-3								1	
-24	AN960-10								1	
-25	AN23-11								1	
-26	MS20220-2								2	
-27	603070-1								2	
-28	AN960-516L								4	
-29	AN5-12A								1	
-30	MS20364-524								1	



Flap Torque Tube Assembly
Figure 27-5

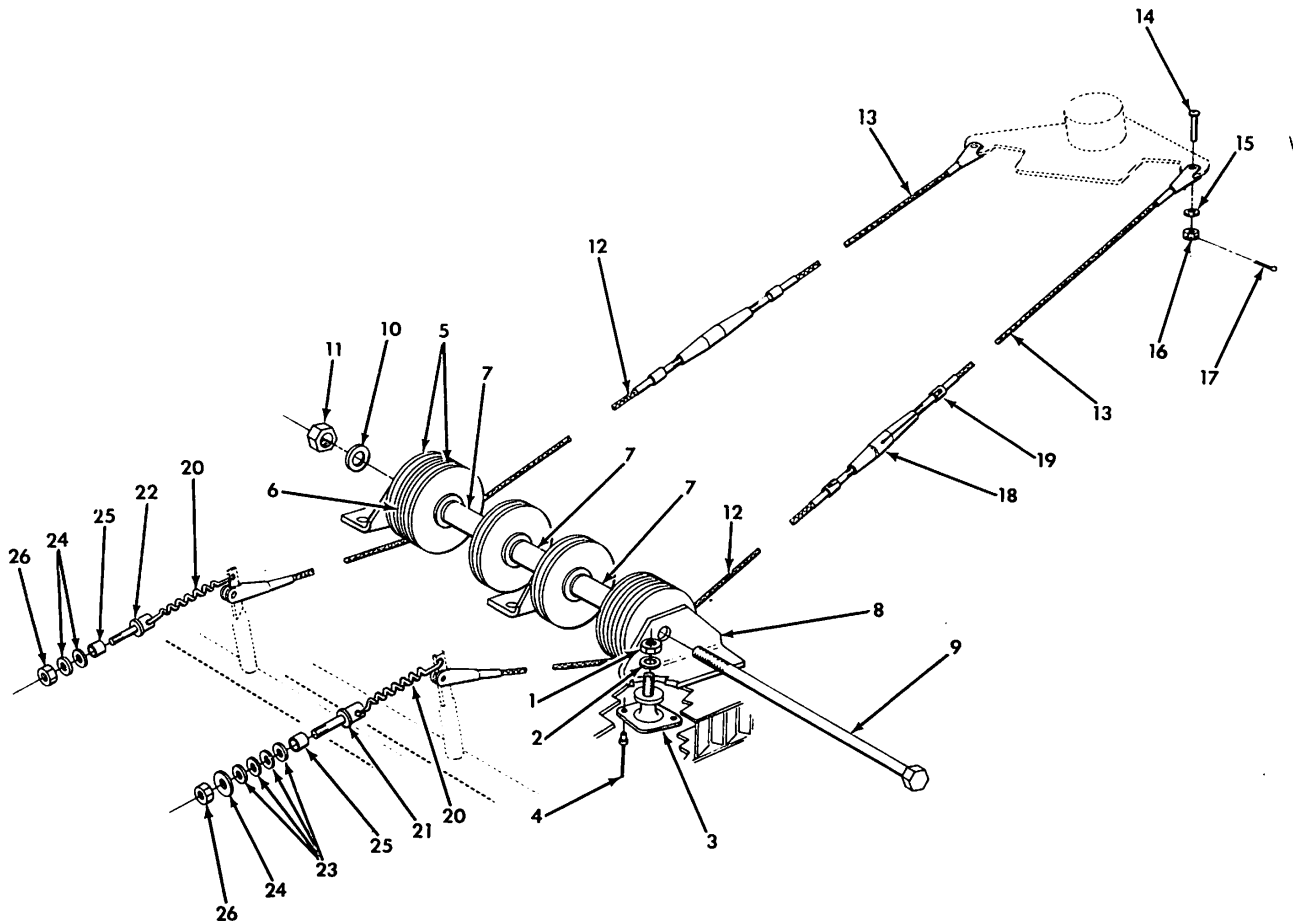

Figure & Index No.	Part Number	Nomenclature							Units Per Assy	Usable On Code
		1	2	3	4	5	6	7		
27- 5	- 1	604055-501	.	.	.	FLAP TORQUE TUBE ASSEMBLY		REF		
	- 2	202032-501	.	.	.	AILERON ASSEMBLY (LH)		REF		
		202032-502	.	.	.	AILERON ASSEMBLY (RH)		REF		
	- 3	604065-501	.	.	.	HORN ASSEMBLY-UPPER		2		
	- 4	604054-1	.	.	.	SHELL		2		
						(ATTACHING PARTS)				
	- 5	AN3-5A	.	.	.	BOLT		4		
	- 6	AN960-10	.	.	.	WASHER		8		
	- 7	MS20365-1032	.	.	.	NUT		4		
						-----*				
	- 8	603076-501	.	.	.	HORN ASSEMBLY-AILERON		2		
						(ATTACHING PARTS)				
	- 9	AN174-15A	.	.	.	BOLT		2		
	-10	AN960-416	.	.	.	WASHER		4		
	-11	MS20364-428	.	.	.	NUT		2		
						-----*				
	-12	603075-3	.	.	.	SUPPORT (LH)		1		
	-13	603075-4	.	.	.	SUPPORT (RH)		1		
						(ATTACHING PARTS)				
	-14	AN3-10A	.	.	.	BOLT		4		
	-15	GAES201-1	.	.	.	SPACER		4		
	-16	AN970-3	.	.	.	WASHER		4		
	-17	MS20365-1032	.	.	.	NUT		4		
						-----*				
	-18	604067-501	.	.	.	SUPPORT ASSEMBLY		2		
						(ATTACHING PARTS)				
	-19	AN4-5A	.	.	.	BOLT		4		
	-20	604058-1	.	.	.	SHIM		2		
	-21	AN960-416	.	.	.	WASHER		4		
	-22	MS20364-428	.	.	.	NUT		4		
						-----*				
	-23	902013-3	.	.	.	BEARING		2		
		603075-501	.	.	.	SUPPORT ASSEMBLY (LH)		1		
	603075-502	.	.	.	SUPPORT ASSEMBLY (RH)		1			
					(ATTACHING PARTS)					
-24	AN3-10A	.	.	.	BOLT		2			
-25	GAES201-1	.	.	.	SPACER		2			
-26	MS20365-1032	.	.	.	NUT		2			
-27	AN960-10	.	.	.	WASHER		2			
					-----*					
-28	603075-1	.	.	.	SUPPORT (LH)		1			
	603075-2	.	.	.	SUPPORT (RH)		1			
-29	AN3-4A	.	.	.	BOLT		2			
-30	AN960-10L	.	.	.	WASHER (UNDER BOLT HEAD)		2			
-31	MS20364-1032	.	.	.	NUT		2			
-32	603077-501	.	.	.	FLANGE ASSEMBLY		1			
-33	902013-1	.	.	.	BEARING		1			

GRUMMAN AMERICAN AVIATION

AA-1C

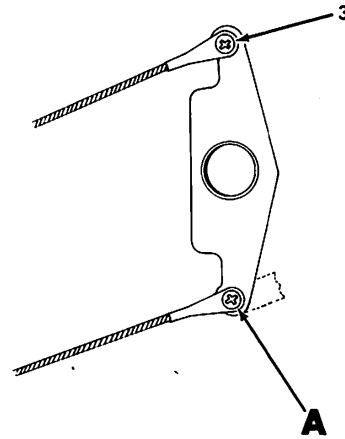
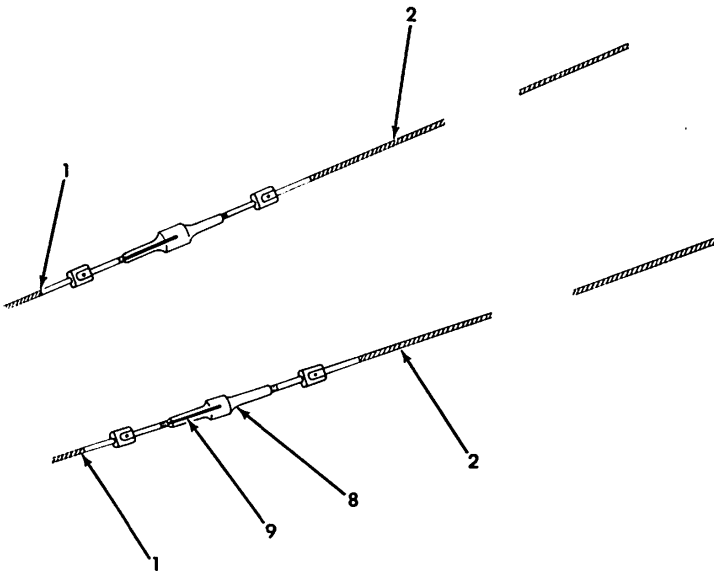

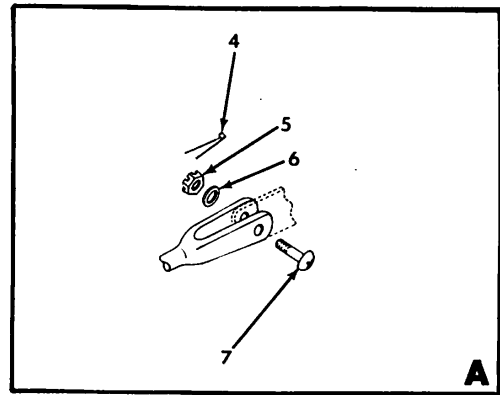
ILLUSTRATED PARTS CATALOG

Figure & Index No.	Part Number	Nomenclature							Units Per Assy	Usable On Code
		1	2	3	4	5	6	7		
27- 5 -34	604056-501	REF	
		LINK ASSEMBLY								
		(ATTACHING PARTS)								
-35	AN23-10	2	
-36	AN320-3	2	
-37	AN960-10	2	
-38	MS24665-132	2	
		-----*								
-39	602107-509	2	
-40	MS21251B5S	2	
-41	MS21256-1	2	
-42	MS21252-5LS	2	
-43	MS21254-5RL	1	
-44	MS21251B5L	1	
-45	MS21256-2	2	
-46	602107-508	1	
	602107-508SS	1	
		-----*								
-47	AN24-15	2	
-48	AN320-4	2	
-49	AN960-416	2	
-50	MS24665-132	2	
-51	AN23-11	1	
-52	AN320-3	1	
-53	AN960-10	1	
-54	MS24665-132	1	
-55	603073-1	1	
-56	MS20220-3	1	
-57	603071-1	1	
	603072-501	1	
		(ATTACHING PARTS)								
-58	AN5-12A	1	
-59	MS20364-524	1	
-60	AN960-516	2	
-61	MS20392-1C53	1	
-62	MS24665-132	1	
-63	901056-1	REF	
-64	AN316-4R	REF	
-65	AN6-7A	2	
-66	AN960-616	4	
		-----*								
-67	603072-1	1	
-68	NAS684A6	2	
-69	1604-0412	4	
-70	NAS1027N4	1	
-71	1204-0306	2	



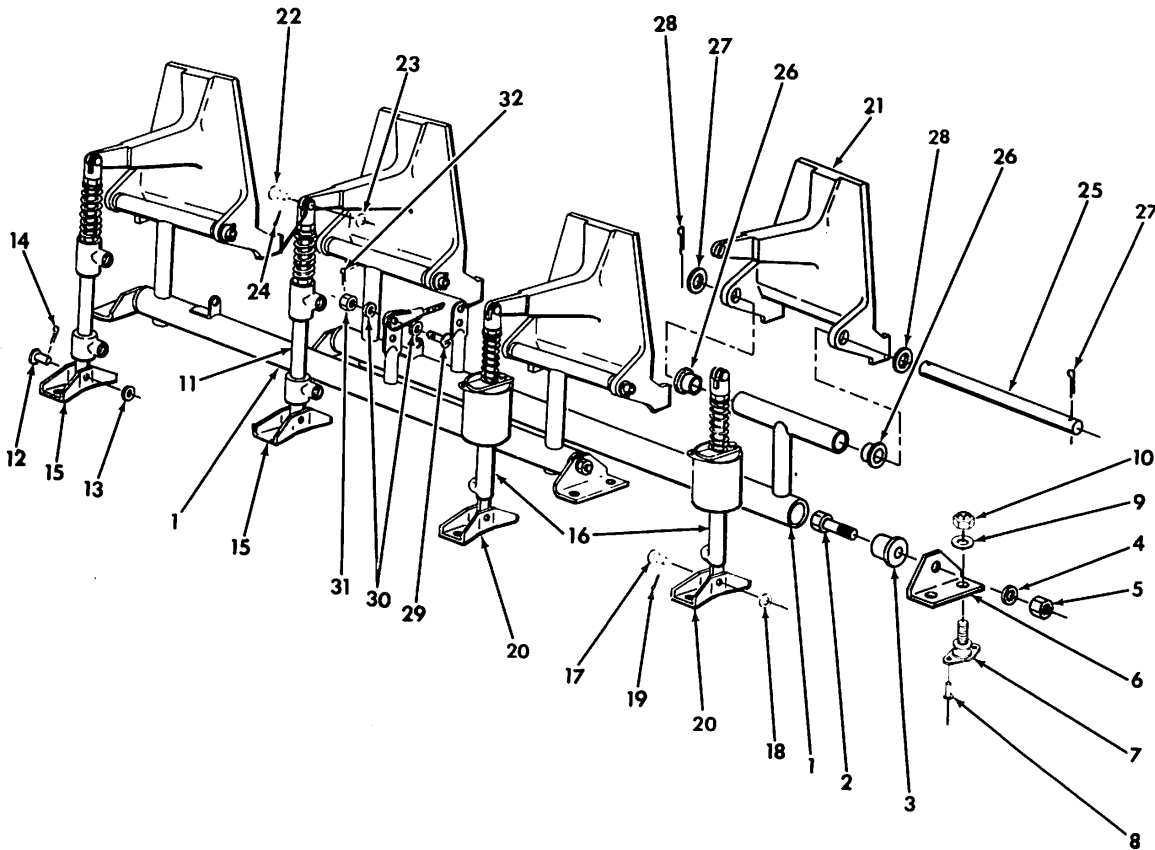

Rudder Control Installation
Figure 27-6

Figure & Index No.	Part Number	Nomenclature	Units Per Assy	Usable On Code
27- 6 -	600007-501	RUDDER CONTROL INSTALLATION	1	
	600006-502	CONTROL PULLEY GROUP ASSEMBLY (ATTACHING PARTS)	1	
- 1	MS20365-1032	NUT	6	
- 2	AN960-10	WASHER	6	
- 3	GAES200-1	FASTENER	6	
- 4	1601-0410	RIVET (V19738)	12	
- 5	MS20220-2	PULLEY	6	
- 6	AN960-516L	WASHER	2	
- 7	601044-1	SPACER	3	
- 8	601054-1	BRACKET	3	
- 9	AN5-72A	BOLT	1	
-10	AN960-516	WASHER	1	
-11	MS20364-524	NUT	1	
-12	602107-505	CABLE ASSEMBLY-RUDDER, FWD. (V72954)	2	
	602107-505SS	CABLE ASSEMBLY-RUDDER, FWD. (CORROSION PROOF) - (V37581)	2	
-13	602107-506	CABLE ASSEMBLY-RUDDER, AFT. (V72954)	2	
	602107-506SS	CABLE ASSEMBLY-RUDDER, AFT. (CORROSION PROOF) - (V37581) (ATTACHING PARTS)	2	
-14	AN23-11	BOLT	4	
-15	AN960-10	WASHER	4	
-16	AN320-3	NUT	4	
-17	AN380-2-2	COTTER PIN	4	
-18	MS21251B5L	TURNBUCKLE BODY	2	
-19	MS21256-2	LOCKING CLIP	4	
-20	601053-1	SPRING	2	
-21	AN43B-12A	EYE BOLT (LEFT SIDE)	1	
-22	AN43B-7A	EYE BOLT (RIGHT SIDE)	1	
-23	AN960-416	WASHER	5	
-24	901035-1	WASHER	3	
-25	902015-1	BUSHING	2	
-26	AN364-428	NUT	2	



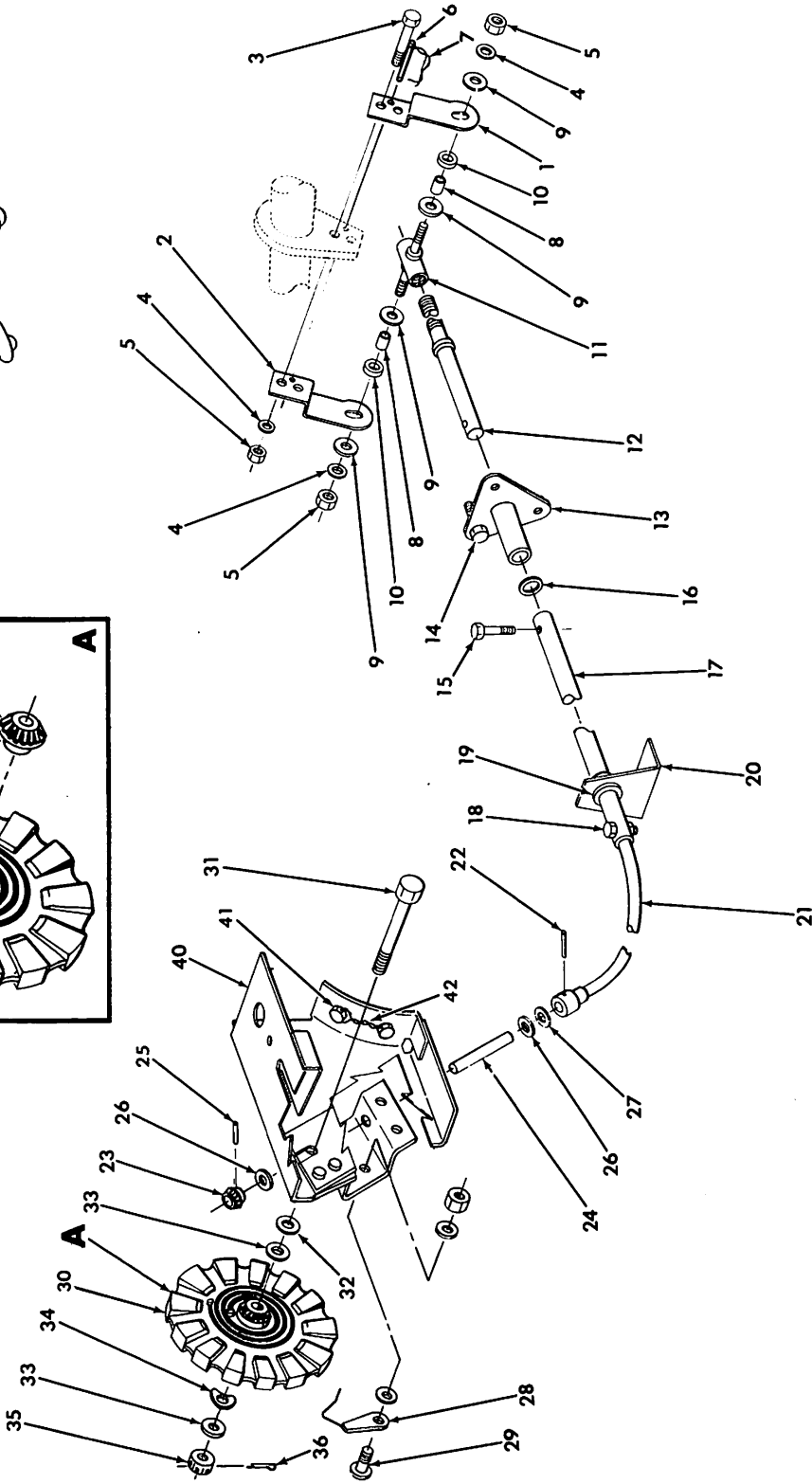
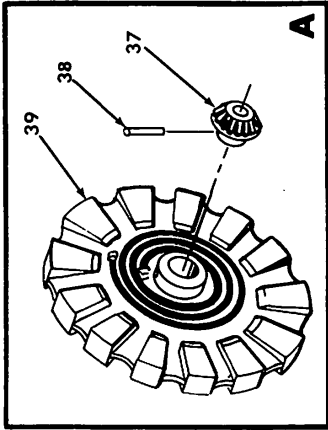
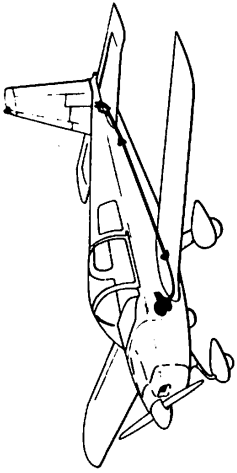
Elevator Cable Installation
Figure 27-7

Figure & Index No.	Part Number	Nomenclature							Units Per Assy	Usable On Code
		1	2	3	4	5	6	7		
27- 7	NO NUMBER									
- 1	602107-509								NP	
									REF	
- 2	602107-510								2	
	602107-510SS								2	
- 3	AN23-11								1	
- 4	MS24665-132								2	
- 5	AN320-3								2	
- 6	AN960-10								2	
- 7	AN23-12								1	
- 8	MS21251B5L								2	
- 9	MS21256-2								4	



Rudder and Brake Pedal Installation
Figure 27-8

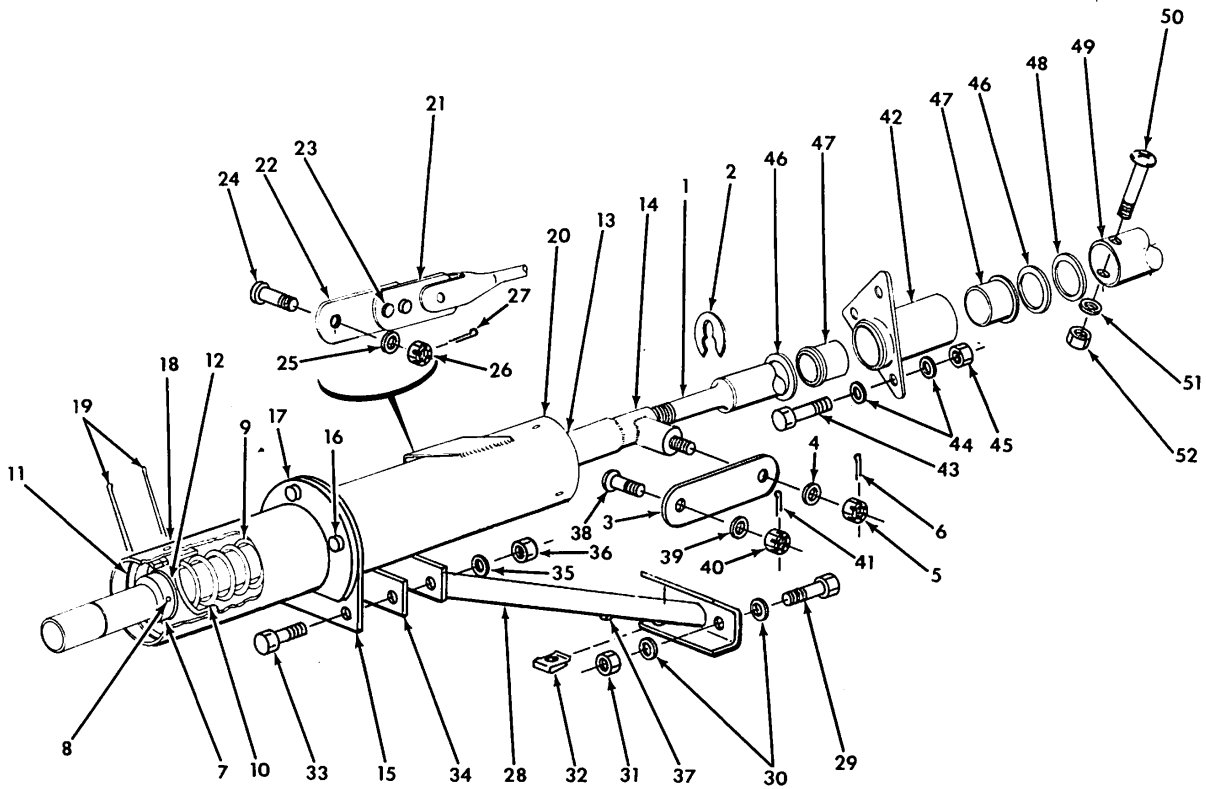

Figure & Index No.	Part Number	Nomenclature	Units Per Assy	Usable On Code
27- 8 -	NO NUMBER	RUDDER AND BRAKE PEDAL INSTALLATION	NP	
- 1	601031-501	BAR ASSEMBLY - RUDDER (ATTACHING PARTS)	2	
- 2	AN4-11A	BOLT	4	
- 3	601029-1	BEARING	4	
- 4	AN960-416	WASHER	4	
- 5	AN364-428	NUT	4	
- 6	601049-1	BRACKET	4	
- 7	GAES200-1	FASTENER	REF	
- 8	1601-0410	RIVET (V19738)	REF	
- 9	AN960-10	WASHER	16	
-10	AN365-1032	NUT	16	
-11	403017-501	MASTER CYLINDER ASSEMBLY - INBOARD (V31720)	1	
	403017-502	MASTER CYLINDER ASSEMBLY - OUTBOARD (V31720) (ATTACHING PARTS)	1	
-12	AN393-17	CLEVIS PIN	2	
-13	AN960-10L	WASHER	2	
-14	AN380-2-2	COTTER PIN	2	
-15	601052-1	BRACKET	2	
-16	403010-4	MASTER CYLINDER (V31720) (ATTACHING PARTS)	2	
-17	AN393-17	CLEVIS PIN	2	
-18	AN960-10L	WASHER	2	
-19	AN380-2-2	COTTER PIN	2	
-20	601052-1	BRACKET	2	
-21	606001-1	PEDAL - RUDDER, STD.	2	
	606001-1	PEDAL - RUDDER, OPT. (ATTACHING PARTS)	4	
-22	AN393-17	CLEVIS PIN	4	
-23	AN960-10L	WASHER	4	
-24	AN380-2-2	COTTER PIN	4	
-25	601021-1	TUBE	4	
-26	601051-1	PLUG	8	
-27	AN380-2-2	COTTER PIN	8	
-28	AN960-416	WASHER	8	
-29	AN23-11	BOLT	2	
-30	AN320-10	WASHER	4	
-31	AN320-3	CASTLE NUT	2	
-32	AN380-2-2	COTTER PIN	2	



Trim Control Installation
Figure 27-9



Figure & Index No.	Part Number	Nomenclature	Units	Usable On Code
			Per Assy	
		1 2 3 4 5 6 7		
27- 9	607017-501	TRIM CONTROL INSTALLATION	1	
- 1	5607003-3	ARM (LH)	1	
- 2	5607003-4	ARM (RH)	1	
		(ATTACHING PARTS)		
- 3	AN3-4A	BOLT	2	
- 4	AN960-10	WASHER	4	
- 5	MS20364-1032	NUT	4	
- 6	52-022-094-0375	ROLL PIN (ESNA)	1	
- 7	AN995C32	SAFETY WIRE	AR	
- 8	607012-1	ROLLER	2	
- 9	AN970-4	WASHER	4	
-10	607012-2	BUSHING	2	
		-----*		
-11	5302053-502	ACTUATOR ASSEMBLY	1	
-12	607003-9	SCREW	1	
-13	5607003-501	CARRIER ASSEMBLY	1	
		(ATTACHING PARTS)		
-14	AN3-4A	BOLT	3	
	AN960-10	WASHER	3	
	MS20364-1032	NUT	4	
-15	AN3-7A	BOLT	1	
	AN960-10	WASHER	2	
		-----*		
-16	AN960-616L	WASHER	1	
	607016-1	SHIM	AR	
-17	607017-1	TORQUE TUBE	1	
		(ATTACHING PARTS)		
-18	AN3-7A	BOLT	1	
	AN960-10	WASHER	2	
	MS20364-1032	NUT	1	
		-----*		
-19	5607016-1	BEARING	1	
	5115-62MD	RETAINING RING (DIXIE)	1	
-20	607014-1	SUPPORT	1	
		(ATTACHING PARTS)		
	1601-0410	RIVET (V19738)	2	
		-----*		
-21	607010-2	FLEXIBLE COUPLING	1	
		(ATTACHING PARTS)		
-22	52-022-094-0500	ROLL PIN (ESNA)	1	
		-----*		
-23	607010-3	PINION	1	
-24	607010-1	SHAFT	1	
		(ATTACHING PARTS)		
-25	55-022-094-0375	ROLL PIN (ESNA)	1	
		-----*		
-26	4L-1FF	NYLINER (ESNA)	2	
-27	AN960-416	WASHER	AR	
	AN960-416L	WASHER	AR	
	607016-2	WASHER	AR	
-28	607011-501	BRACKET ASSEMBLY	1	
		(ATTACHING PARTS)		
-29	AN23-8	BOLT	1	
	3502-10-78	WASHER (V31174)	2	
	AN310-3	NUT	1	
	MS24665-132	COTTER PIN	1	
		-----*		

Figure & Index No.	Part Number	Nomenclature							Units Per Assy	Usable On Code
		1	2	3	4	5	6	7		
27- 9	--30	607007-502	.	.	TRIM WHEEL ASSEMBLY	.	.	.	1	
	--31	AN173-16	.	.	BOLT	.	.	.	1	
	--32	AN960-10	.	.	WASHER	.	.	.	1	
	--33	AN960-10L	.	.	WASHER	.	.	.	AR	
	--34	3502-10-78	.	.	WASHER (V31174)	.	.	.	1	
	--35	AN310-3	.	.	NUT	.	.	.	1	
	--36	MS24665-132	.	.	COTTER PIN	.	.	.	1	
	--37	607007-3	.	.	GEAR	.	.	.	1	
	--38	52-002-094-0875	.	.	ROLL PIN (ESNA)	.	.	.	1	
	--39	607007-4	.	.	TRIM WHEEL	.	.	.	1	
	--40	607009-503	.	.	SUPPORT ASSEMBLY	.	.	.	1	
			.	.	(ATTACHING PARTS)	.	.	.		
	--41	AN3H5A	.	.	BOLT	.	.	.	2	
		AN960-10L	.	.	WASHER	.	.	.	2	
	--42	AN995C32	.	.	SAFETY WIRE	.	.	.	AR	



Bungee Assembly
Figure 27-10

Figure & Index No.	Part Number	Nomenclature							Units Per Assy	Usable On Code
		1	2	3	4	5	6	7		
27- 10 -	904008-902	1	
- 1	607003-9	1	
- 2	5144-37-MD	1	
- 3	607003-6	1	
- 4	AN960-10	1	
- 5	AN310-3	1	
- 6	AN380-2-2	1	
- 7	607003-8	1	
- 8	52-022-094-0750	1	
- 9	607015-2	1	
-10	607004-5	2	
-11	607004-4	2	
-12	607006-1	6	
-13	5100-5Q-MD	1	
-14	607003-503	1	
	607013-504	1	
-15	607013-6	1	
-16	MS20470AD4-7	3	
-17	602110-2	1	
-18	904008-901	1	
-19	AN380-2-4	4	
-20	607004-502	1	
-21	607004-503	1	
-22	607004-2	2	
-23	MS20470AD3-5	2	
-24	AN23-8	1	
-25	AN960-10L	1	
-26	AN310-3	1	
-27	AN380-2-2	1	
-28	607013-503	1	
			
-29	AN3-5A	2	
-30	AN960-10	4	
-31	AN365-1032	2	
-32	A1784-6Z-1	1	
-33	AN3-4A	2	
-34	604058-2	1	
-35	AN960-10L	4	
-36	MS20364-1032	2	
-37	AN535-2-2	1	
-38	AN23-8	1	
-39	AN960-10	1	
-40	AN310-3	1	
-41	AN380-2-2	1	
			
-42	607003-502	1	
			
-43	AN3-5A	2	
	AN3-4A	1	
-44	AN960-10	6	
-45	AN364-1032	3	
			
-46	AN960-616L	2	
-47	6L6-F	2	
-48	607016-1	AR	
-49	607005-2	1	
			
-50	AN23-12A	1	
-51	AN960-10L	1	
-52	AN364-1032	1	



**Control Wheel Lock Assembly
Figure 27-11**

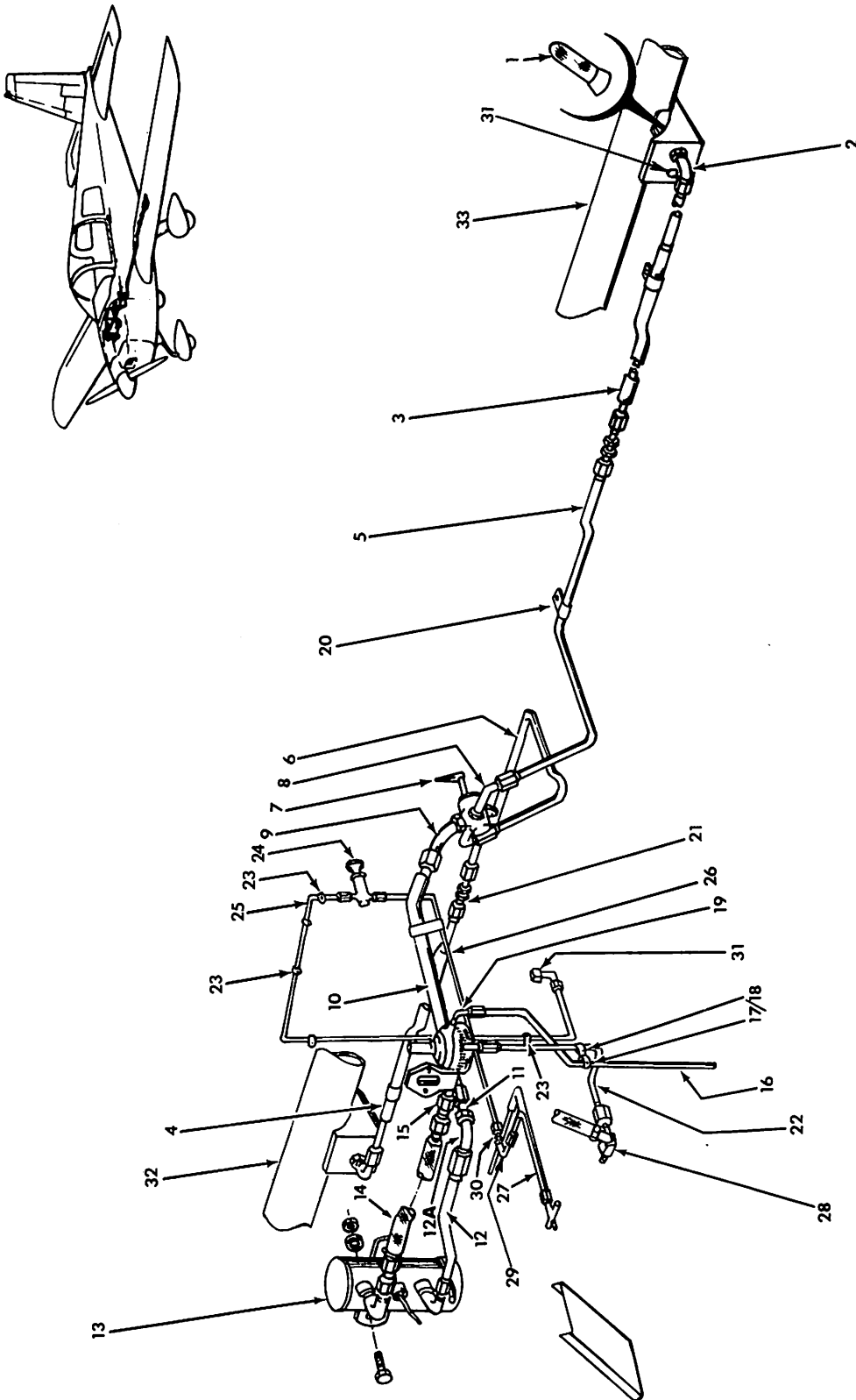
Figure & Index No.	Part Number	Nomenclature							Units Per Assy	Usable On Code
		1	2	3	4	5	6	7		
27- 11 - - 1 - 2 - 3	602111-501	1	
	602111-1	1	
	SD-42-BS	2	
	602111-2	1	

CHAPTER 28

FUEL

TABLE OF CONTENTS

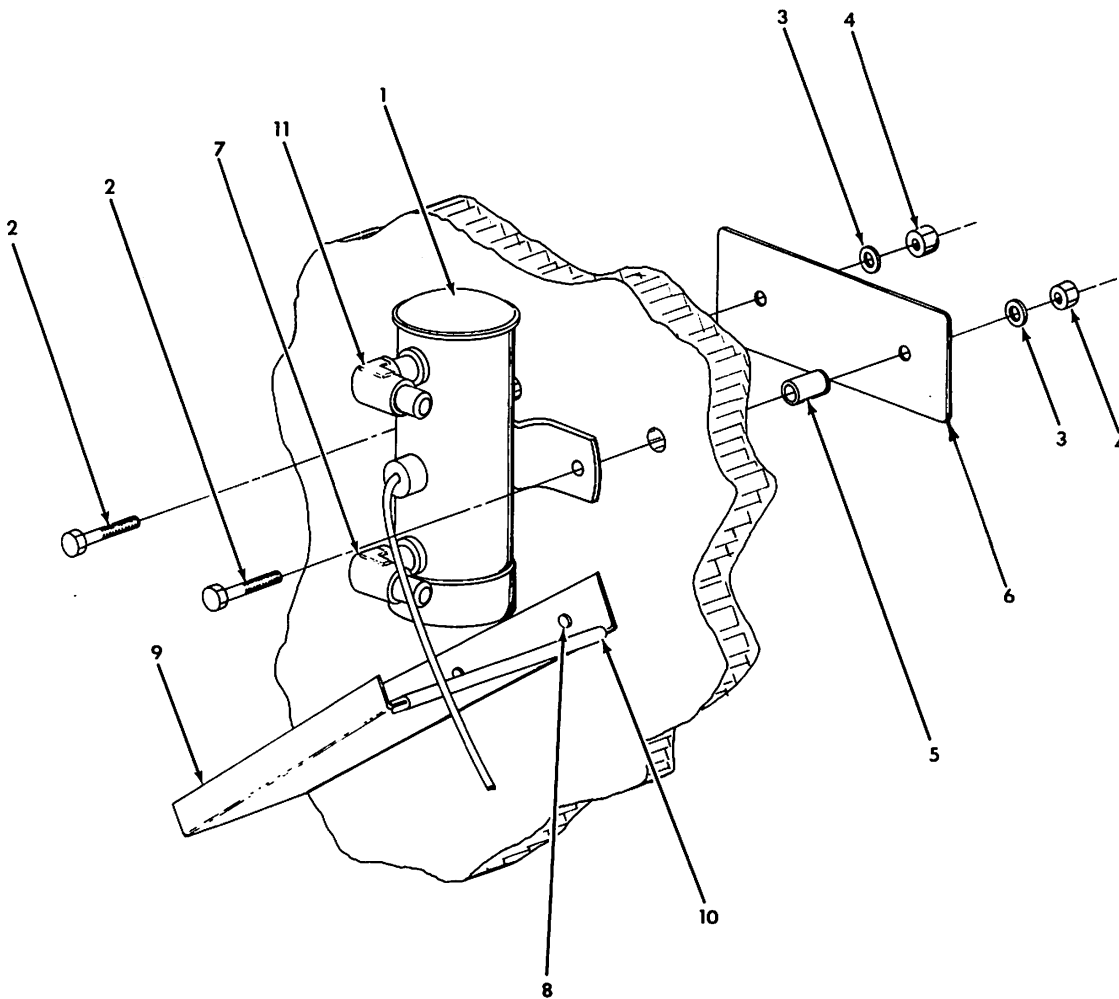

SUBJECT	FIGURE NUMBER
FUEL SYSTEM INSTALLATION	28-1
FUEL BOOST PUMP INSTALLATION	28-2
FUEL MEASUREMENT SYSTEM	28-3
FUEL TANK DRAIN INSTALLATION	28-4
FUEL VALVE INSTALLATION	28-5
ELECTRIC FUEL PUMP ASSEMBLY	28-6



Fuel System Installation
Figure 28-1

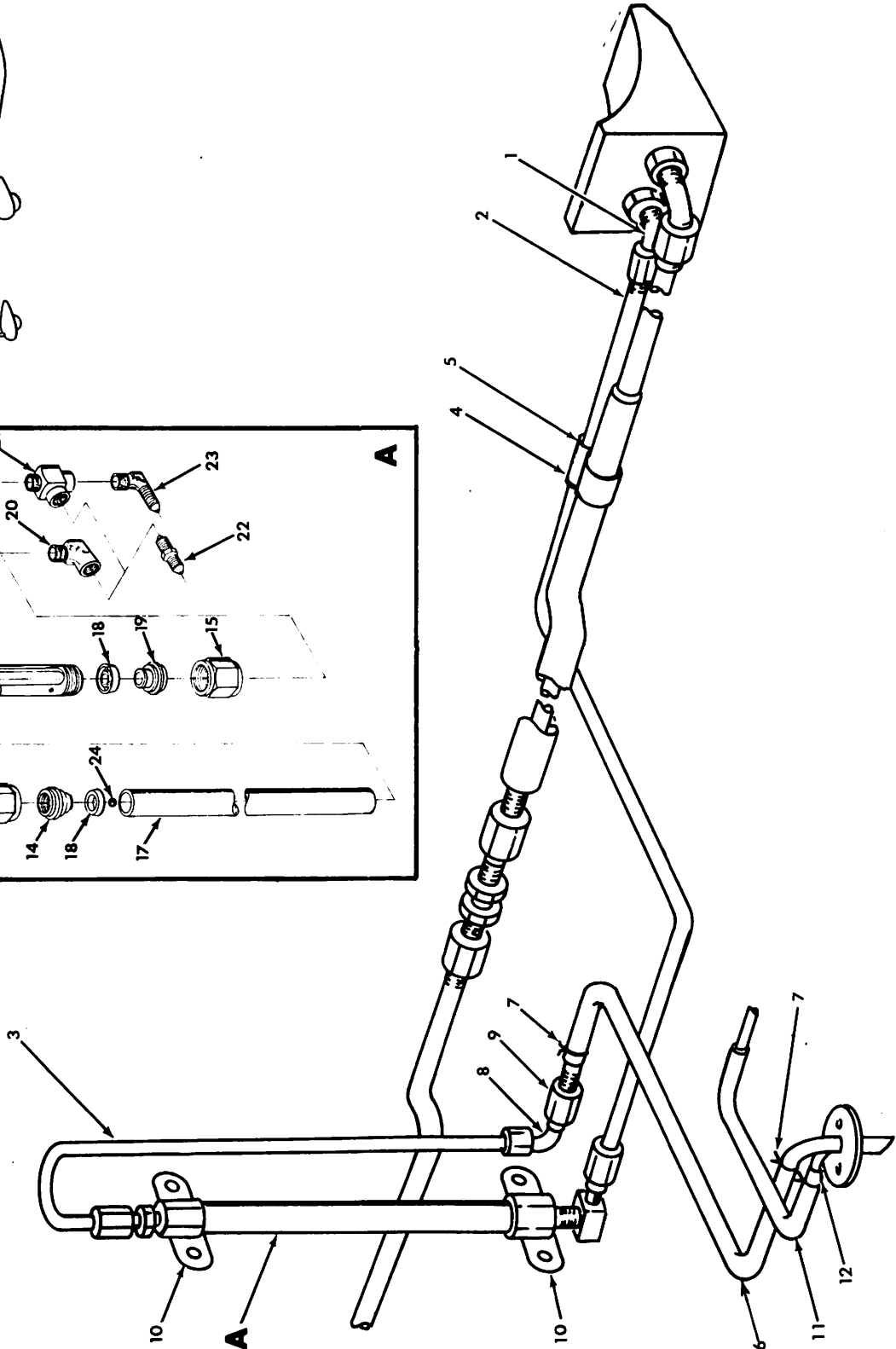
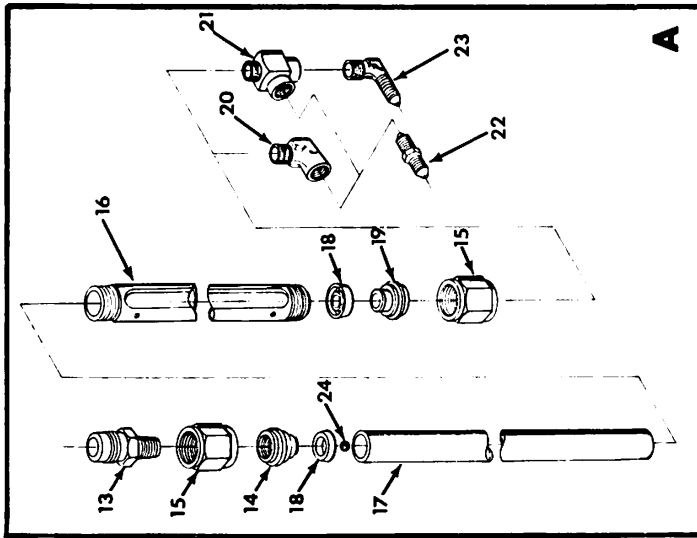
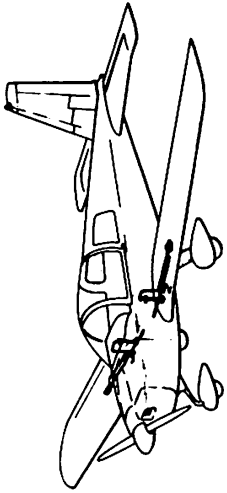
Figure & Index No.	Part Number	Nomenclature	Units Per Assy	Usable On Code		
					1	2
28- 1	-	FUEL SYSTEM INSTALLATION	NP			
	401130-503	PLUMBING INSTALLATION	NP			
- 1	401121-503	FUEL STRAINER	2			
- 2	AN833-6D	ELBOW	2			
	AN924-6D	NUT	5			
	MS29512-06	O-RING	4			
- 3	401121-1	TUBE (LH)	1			
- 4	401121-2	TUBE (RH)	1			
	AN818-6D	NUT	10			
	MS20819-6D	SLEEVE	10			
- 5	401121-3	TUBE (LH)	1			
- 6	401121-4	TUBE (RH)	1			
- 7	401133-501	FUEL VALVE INSTALLATION (SEE FIGURE 28-5 FOR DETAIL BREAKDOWN)	REF			
- 8	AN822-6D	ELBOW	2			
- 9	AN823-6D	ELBOW	1			
-10	401121-504	LINE ASSEMBLY	1			
	401121-16	TUBE	1			
-11	AN833-6	ELBOW	2			
	AN837-6	ELBOW	1			
	AN960-916	WASHER	4			
-12	401121-6	TUBE	1			
-12A	401121-15	TUBE	1			
	AN818-6	NUT	2			
-13	401122-501	FUEL BOOST PUMP INSTALLATION (SEE FIGURE 28-2 FOR DETAIL BREAKDOWN)	REF			
-14	94F0100006F0120	HOSE ASSEMBLY (V79470 OR V14798)	1			
-15	AN832-6	UNION	1			
	AN924-6	NUT	2			
-16	401121-7	TUBE	1			
-17	MS21919DG6	CLAMP	1			
-18	MS21919DG4	CLAMP	1			
		(ATTACHING PARTS)				
	AN526-1032R6	SCREW	2			
	MS20364-1032	NUT	3			
-19	MS20822-4D	ELBOW	1			
-20	MS21919DG8	CLAMP	5			
		(ATTACHING PARTS)				
	LP221-11	SCREW (V16941)	4			
	A10-230	RIVNUT (V03481)	4			
-21	AN832-6D	UNION	2			
-22	401125-501	TUBE ASSEMBLY, FUEL LINE	1			
	MS20819-6	SLEEVE	2			
	AN818-6	NUT	2			
	401125-1	TUBE	1			
-23	MS21919DG2	CLAMP	3			
	AN3-15A	BOLT	1			
	AN960-10	WASHER	1			
	AN526-832R6	SCREW	2			
-24	K2403-2-1	FUEL PRIMER (V34199)	1			
-25	401121-14	TUBE	1			
	AN818-2D	NUT	4			
	MS20819-2D	SLEEVE	4			
-26	401121-12	TUBE	1			
-27	401121-8	TUBE	1			
	AN800-2	CONE	1			
	AN805-2	NUT	1			
	AN818-2	NUT	1			
		ALTERNATE PART: AN818-2D				
	MS20819-2	SLEEVE	1			
		ALTERNATE PART: MS20819-2D				
-28	401137-501	FITTING ASSEMBLY	1			

Figure & Index No.	Part Number	Nomenclature							Units Per Assy	Usable On Code	
		1	2	3	4	5	6	7			
28- 1	-	AN818-4D	.	.	.	NUT	.	.	.	1	
		MS20819-4D	.	.	.	SLEEVE	.	.	.	1	
	-29	MS20822-2D	.	.	.	ELBOW	.	.	.	1	
	-30	AN833-2	.	.	.	ELBOW	.	.	.	1	
		AN960-516	.	.	.	WASHER	.	.	.	1	
		AN924-2D	.	.	.	NUT	.	.	.	1	
		AN960-8	.	.	.	WASHER	.	.	.	1	
	-31	401131-501	.	.	.	FUEL MEASUREMENT SYSTEM (LH) (SEE FIGURE 28-3	.	.	.	REF	
			.	.	.	FOR DETAIL BREAKDOWN.)	.	.	.		
		401131-502	.	.	.	FUEL MEASUREMENT SYSTEM (RH) (SEE FIGURE 28-3	.	.	.	REF	
			.	.	.	FOR DETAIL BREAKDOWN.)	.	.	.		
	-32	401128-501	.	.	.	FUEL TANK DRAIN INSTALLATION (LH) (SEE FIGURE	.	.	.	REF	
			.	.	.	28-4 FOR DETAIL BREAKDOWN.)	.	.	.		
	-33	401128-502	.	.	.	FUEL TANK DRAIN INSTALLATION (RH) (SEE FIGURE	.	.	.	REF	
			.	.	.	28-4 FOR DETAIL BREAKDOWN.)	.	.	.		



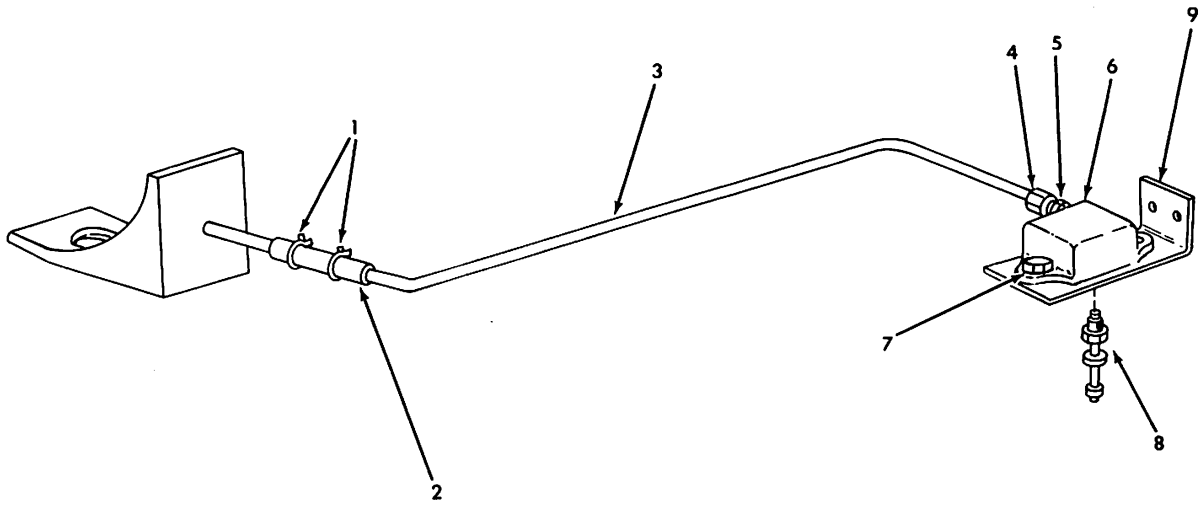

Fuel Boost Pump Installation
Figure 28-2

Figure & Index No.	Part Number	Nomenclature							Units Per Assy	Usable On Code
		1	2	3	4	5	6	7		
28- 2 -	401122-501	1	
- 1	401126-1	1	
- 2	AN4-10A	2	
- 3	AN970-4	2	
- 4	MS20364-428	2	
- 5	902015-1	2	
- 6	102357-1	1	
- 7	MS20822-6-2	1	
	401135-501	1	
- 8	1601-0410	3	
- 9	401134-1	1	
-10	GAES404-1	1	
-11	C5355X6X2	1	



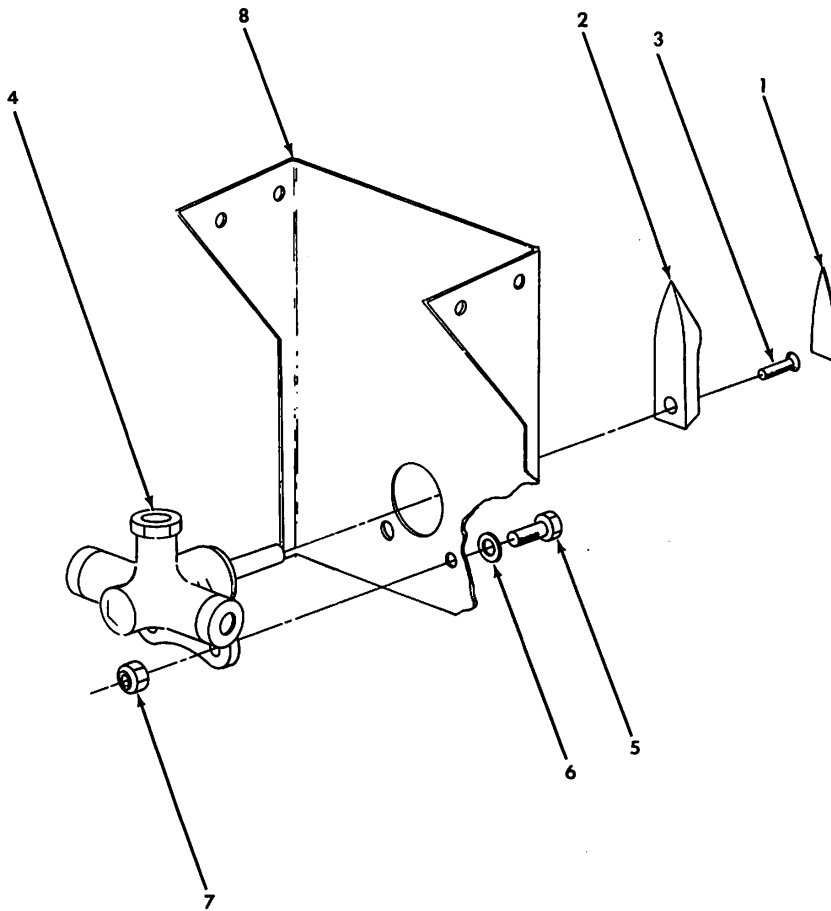

Fuel Measurement System
 Figure 28-3

Figure & Index No.	Part Number	Nomenclature							Units Per Assy	Usable On Code	
		1	2	3	4	5	6	7			
28- 3	401131-501	FUEL MEASUREMENT SYSTEM (LH)	1	
	401131-502	FUEL MEASUREMENT SYSTEM (RH)	1	
- 1	MS20822-3D	ELBOW	1	
- 2	401131-1	TUBE	1	
	AN818-3D	NUT	2	
	MS20819-3D	SLEEVE	2	
- 3	401131-4	HOSE	1	
- 4	MS21919DG3	CLAMP	1	
- 5	MS21919DG8	CLAMP	1	
									(ATTACHING PARTS)		
	AN526-1032R6	SCREW	1	
	MS20364-1032	NUT	1	
- 6	401131-3	HOSE	1	
- 7	A-8	HOSE CLAMP (V05657)	2	
- 8	401131-2	TUBE	1	
	AN818-6D	NUT	3	
	MS20819-6D	SLEEVE	3	
- 9	AN833-6D	ELBOW	1	
	AN960-916	WASHER	2	
	AN924-6D	NUT	1	
-10	AC750-16	CLAMP (V05657)	2	
									(ATTACHING PARTS)		
	AN526-832R8	SCREW	4	
	A8-75	RIVNUT (V03481)	4	
-11	401131-5	HOSE	1	
-12	A-6	HOSE CLAMP (V05657)	2	
	401129-501	FUEL MANOMETER ASSEMBLY (LH)	1	
	401129-502	FUEL MANOMETER ASSEMBLY (RH)	1	
-13	AN816-6-6-2D	NIPPLE	1	
-14	401129-4	CAP VENT	1	
-15	AN818-8D	COUPLING NUT	2	
-16	401129-1	CASE	1	
-17	401129-2	GLASS	1	
-18	14-2	U-CUP PACKING (V02690)	2	
-19	401129-3	CAP INLET	1	
-20	AN914-1D	ELBOW (LH ONLY)	1	
-21	PF3011-2	TEE FITTING (LH ONLY) (V98660)	1	
-22	AN816-3D	NIPPLE	1	
-23	MS20822-2D	ELBOW (RH ONLY)	1	
-24	401129-5	FUEL FLOAT	1	
									ALTERNATE PART: 10853-00 (COYNE AND PADDOCK CORK CO.)		
	102358-501	LIGHT INSTALLATION (LH) (SEE FIGURE 33-7 FOR BREAKDOWN.)		
	102358-502	LIGHT INSTALLATION (RH) (SEE FIGURE 33-7 FOR BREAKDOWN.)		



Fuel Tank Drain Installation
Figure 28-4

Figure & Index No.	Part Number	Nomenclature							Units Per Assy	Usable On Code
		1	2	3	4	5	6	7		
28- 4	-	401128-501	.	.	FUEL TANK DRAIN INSTALLATION (LH)	.	.	.	1	
	- 1	401128-502	.	.	FUEL TANK DRAIN INSTALLATION (RH)	.	.	.	1	
		NAS397-8	.	.	HOSE CLAMP	.	.	.	2	
	- 2	3219-4-C4T	.	.	ALTERNATE PART: M4S CLAMP (V05411)	.	.	.	1	
			.	.	HOSE	.	.	.	1	
			.	.	ALTERNATE PARTS: 4P0 (HYDRA HOSE)	.	.	.		
			.	.	AND 3284-4 (V98411)	.	.	.		
	- 3	401128-1	.	.	TUBE	.	.	.	1	
	- 4	AN818-4D	.	.	NUT	.	.	.	1	
		MS20819-4D	.	.	SLEEVE	.	.	.	1	
	- 5	AN816-4D	.	.	NIPPLE	.	.	.	1	
	- 6	401118-1	.	.	HOUSING	.	.	.	1	
			.	.	(ATTACHING PARTS)	.	.	.		
	- 7	AN526-832R8	.	.	SCREW	.	.	.	2	
		AN960-8	.	.	WASHER	.	.	.	2	
		MS20364-832	.	.	NUT	.	.	.	2	
	- 8	CAV-110H4	.	.	VALVE	.	.	.	1	
	- 9	401132-1	.	.	BRACKET (LH)	.	.	.	1	
		401132-2	.	.	BRACKET (RH)	.	.	.	1	
		.	.	(ATTACHING PARTS)	.	.	.			
	1601-0410	.	.	RIVET (V19738)	.	.	.	2		

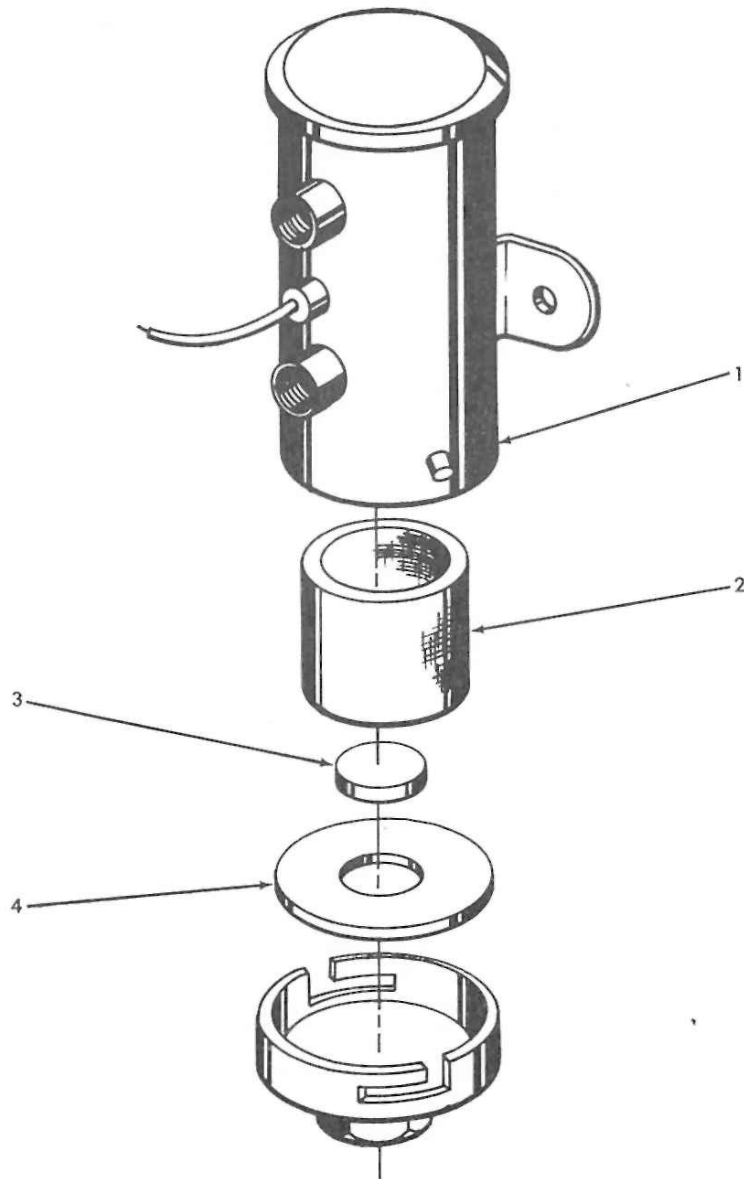
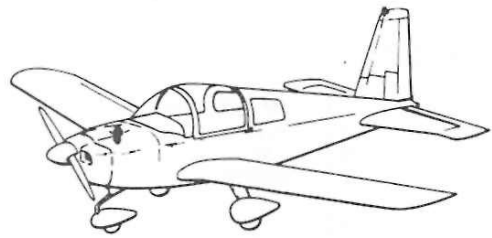


Fuel Valve Installation
Figure 28-5

Figure & Index No.	Part Number	Nomenclature							Units Per Assy	Usable On Code
		1	2	3	4	5	6	7		
28- 5	- 1	401133-501	.	.	FUEL VALVE INSTALLATION	.	.	.	1	A B
		803007-19	.	.	PLACARD, FUEL SELECTOR	.	.	.	1	
		5803007-110	.	.	PLACARD, FUEL SELECTOR	.	.	.	1	
	- 2	401114-2	.	.	VALVE HANDLE	.	.	.	1	
	- 3	NAS1189-08P8L	.	.	SETSCREW	.	.	.	1	
	- 4	SP2358B3	.	.	VALVE	.	.	.	1	
					(ATTACHING PARTS)					
	- 5	AN4-4A	.	.	BOLT	.	.	.	2	
	- 6	AN960-416	.	.	WASHER	.	.	.	2	
	- 7	MS20364-428	.	.	NUT	.	.	.	2	

	- 8	401133-1	.	.	BRACKET	.	.	.	1	
					(ATTACHING PARTS)					
	1601-0410	.	.	RIVET (V19738)	.	.	.	4		

				A - 1977 MODELS						
				B - 1978 MODELS						



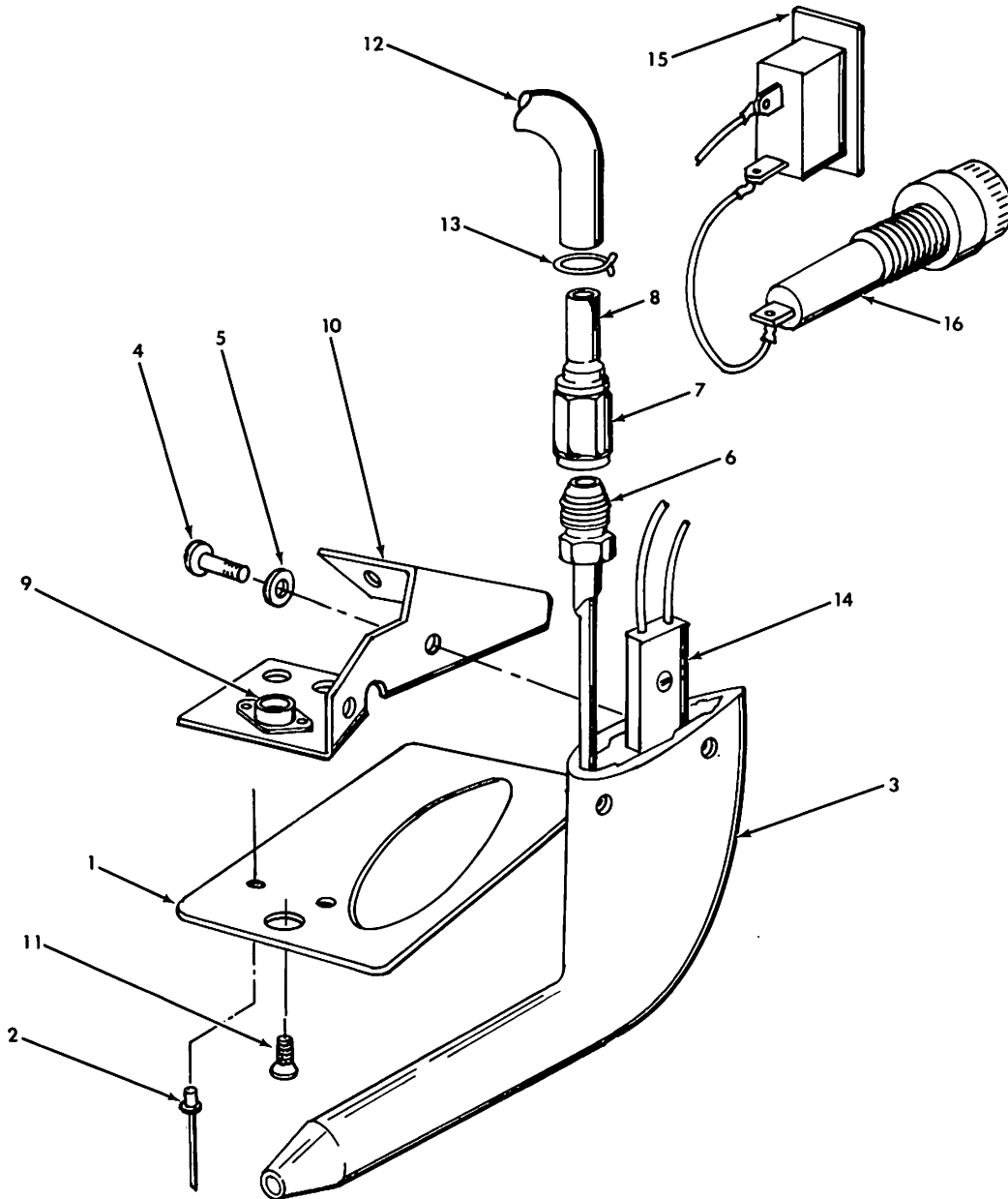

Electric Fuel Pump Assembly
Figure 28-6

Figure & Index No.	Part Number	Nomenclature							Units Per Assy	Usable On Code
		1	2	3	4	5	6	7		
28- 6 -	401126-1	REF	
- 1	478360	1	
- 2	479135	1	
- 3	479012	1	
- 4	479136	1	



**CHAPTER 30
ICE AND RAIN PROTECTION
TABLE OF CONTENTS**

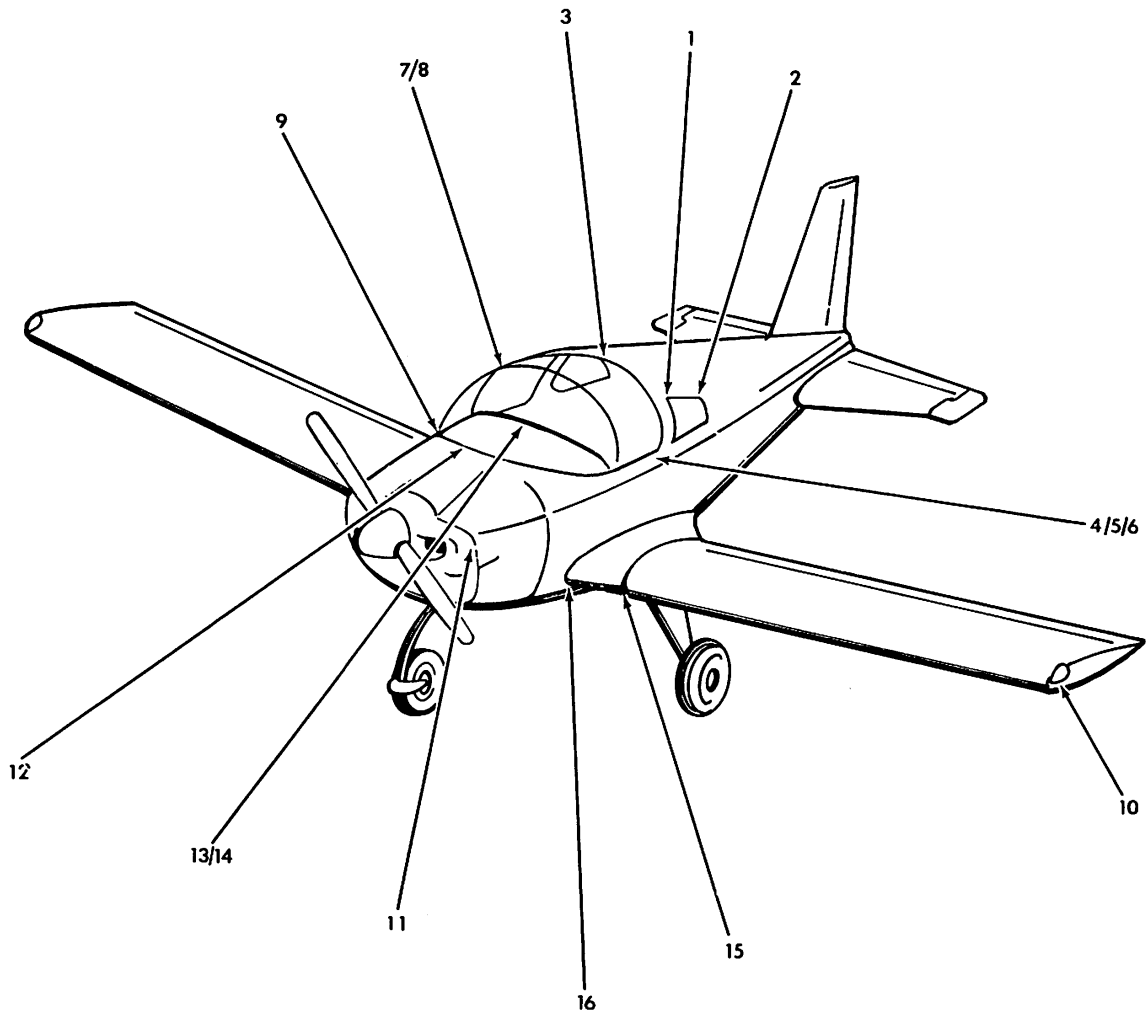
SUBJECT	FIGURE NUMBER
HEATED PITOT INSTALLATION	30-1
WINTERIZATION KIT INSTALLATION (DELETED)	30-2
SEALS	30-3



Heated Pitot Installation
Figure 30-1

Figure & Index No.	Part Number	Nomenclature							Units Per Assy	Usable On Code	
		1	2	3	4	5	6	7			
30- 1 - - 1 - 2 - 3 - 4 - 5 - 6 - 7 - 8 - 9 -10 -11 -12 -13 -14 -15 -16	804007-501	AR		
	804007-502	1		
	804007-4	1		
		(ATTACHING PARTS)									
	1601-0412	2		
		-----*									
	PH502-12	1		
		(ATTACHING PARTS)									
	MS35207-226	2		
	AN935-6	2		
		-----*									
	AN818-4D	1		
	MS20819-4D	1		
	804007-1	1		
	804008-501	1		
		(ATTACHING PARTS)									
AN3-7A	REF			
AN960-10L	REF			
MS20364-1032	REF			
	-----*										
NAS1027N3	1			
	(ATTACHING PARTS)										
1204-0306	2			
	-----*										
804008-1	1			
MS24694-S48	1			
804007-2	AR			
A-6	2			
AN3115-1	1			
26-000-100	1			
HKP	1			
313010	1			

NOTE: ALL INFORMATION HAS BEEN
DELETED FROM PAGES 4 & 5



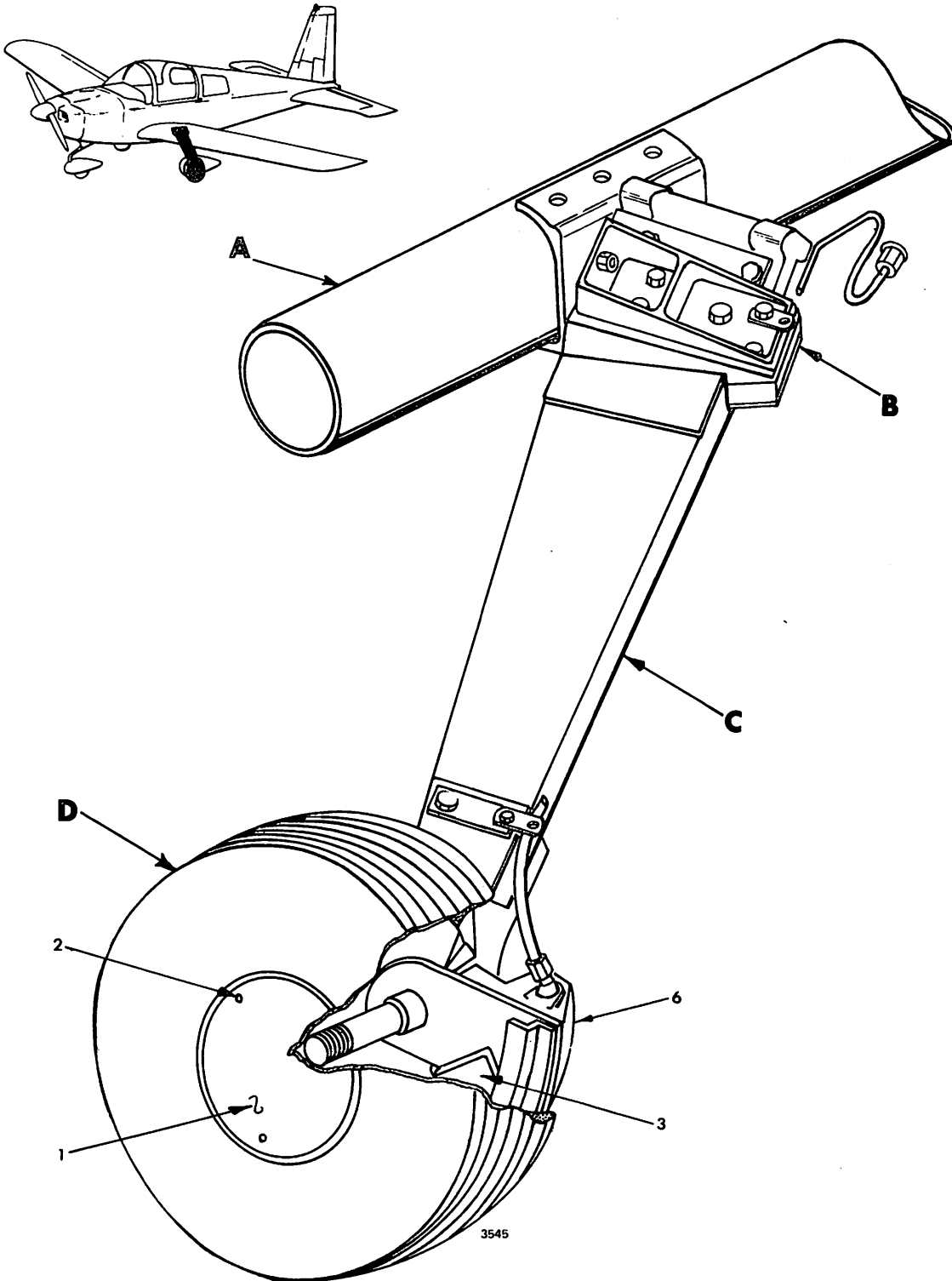
Seals
Figure 30-3

Figure & Index No.	Part Number	Nomenclature	Units Per Assy	Usable On Code
30- 3 - 1 - 2 - 3 - 4 - 5 - 6 - 7 - 8 - 9 -10 -11 -12 -13 -14 -15 -16	NO NUMBER	SEALS	NP	
	GAES405-2	SEAL-CLOUD GRAY EXTRUDED RUBBER (KISMET PRODUCTS)	1	
	7402	SEAL-FELT (JOHNS MANVILLE) FUSELAGE WINDOW	AR	
	1803-4	SEAL BLK. (V09144) CANOPY FAIRING, AFT	1	
	102395-2	VINYL FOAM TAPE, CANOPY FAIRING, FWD	1	
	GAES403-1	EXTRUSION-NEOPRENE, CANOPY FAIRING, FWD	1	
	102395-4	VINYL FOAM TAPE, CANOPY BOW, AFT	1	
	GAES408-1	SEAL, EXTRUDED RUBBER	1	
	GAES414-2	SEAL, EXTRUDED RUBBER, WINDSHIELD BOW	1	
	Y9132A	VINYL FOAM TAPE, WINDSHIELD (V26066)	1	
	522	VINYL FOAM TAPE (V25662)	2	
	804049-1	SEAL	1	
	40303-4	SEAL, INSTR PANEL DECK (V09144)	AR	
	4526	VINYL FOAM TAPE, GRAY, INSTR PANEL ANGLES (V25622)	AR	
	Y9132B	VINYL FOAM TAPE, INSTR PANEL DECK, INSIDE (V26066)	AR	
	GAES407-1	SEAL, EXTRUDED RUBBER, WING ROOT FAIRING	2	
GAES405.2	EXTRUSION, NEOPRENE RUBBER ANGLE, WING ROOT FAIRING	2		
579.6	SEALANT-GREEN (V25183)	AR		
576.1	SEALANT-GRAY (V25183)	AR		

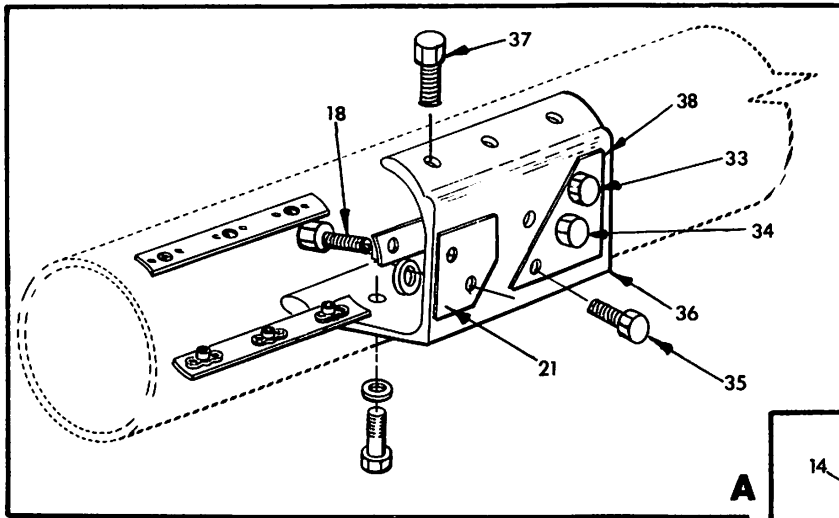
GRUMMAN AMERICAN AVIATION
AA-1C
ILLUSTRATED PARTS CATALOG

CHAPTER 32
LANDING GEAR
TABLE OF CONTENTS

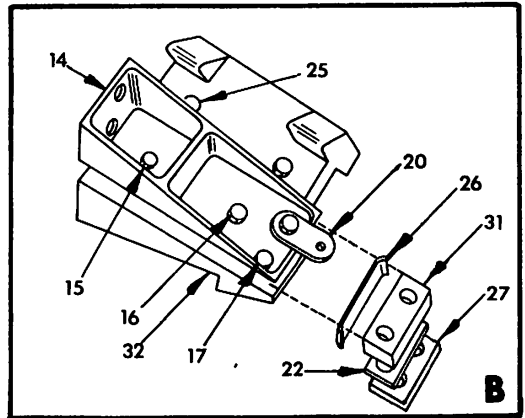
SUBJECT	FIGURE NUMBER
MAIN LANDING GEAR INSTALLATION	32-1
MAIN WHEEL FAIRING	32-2
NOSE WHEEL FAIRING INSTALLATION	32-3
MAIN LANDING GEAR WHEEL AND BRAKE ASSEMBLY	32-4
PARKING BRAKE INSTALLATION	32-5
BRAKE SYSTEM INSTALLATION DUAL	32-6
MASTER CYLINDER ASSEMBLY (LH)	32-7
MASTER CYLINDER ASSEMBLY (RH)	32-8
NOSE LANDING GEAR INSTALLATION	32-9
NOSE LANDING GEAR WHEEL ASSEMBLY	32-10
SHOCK ABSORBER INSTALLATION	32-11



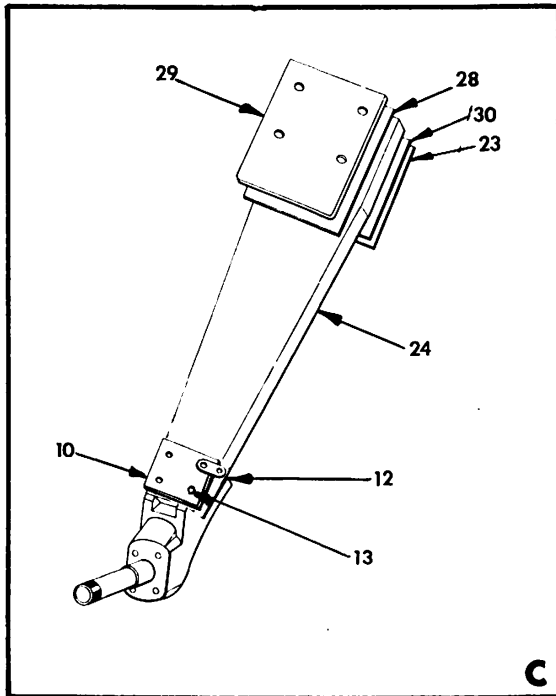
Main Landing Gear Installation (Sheet 1 of 2)
Figure 32-1



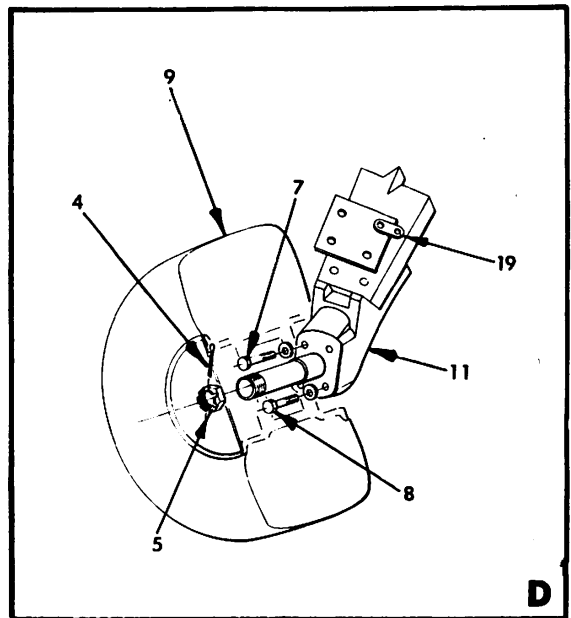
A



B



C



D

Main Landing Gear Installation (Sheet 2 of 2)
Figure 32-1

GRUMMAN AMERICAN AVIATION

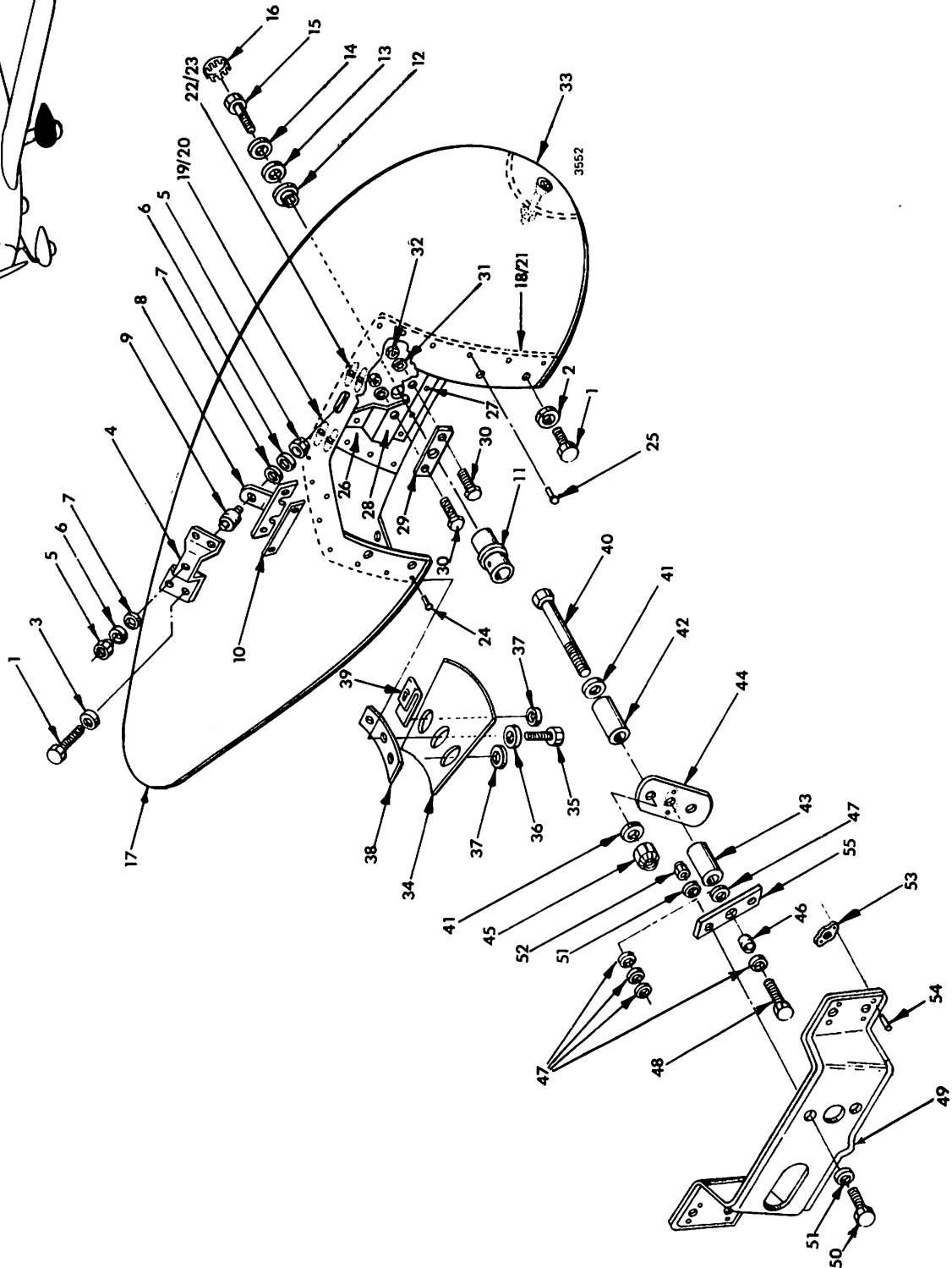
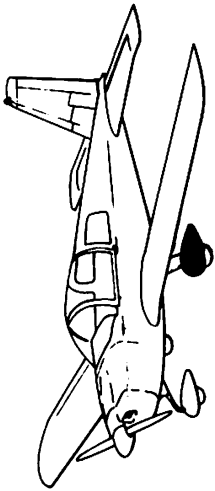
AA-1C

ILLUSTRATED PARTS CATALOG

Figure & Index No.	Part Number	Nomenclature	Units Per Assy	Usable On Code		
					1	2
32- 1	701075-501	MAIN LANDING GEAR INSTALLATION (LH)	1			
	701075-502	MAIN LANDING GEAR INSTALLATION (RH)	1			
- 1	701007-1	FAIRING	1			
		(ATTACHING PARTS)				
- 2	NAS220-4	SCREW	3			
	AN936A8	WASHER	3			
- 3	040-088C	WHEEL ASSEMBLY (V71513) (SEE FIGURE 32-4 FOR DETAIL BREAKDOWN.)	1			
		(ATTACHING PARTS)				
- 4	AN380-4-8	COTTER PIN	1			
- 5	AN7502-24	NUT	1			
- 6	030-056B	BRAKE ASSEMBLY (V71513) (SEE FIGURE 32-4 FOR DETAIL BREAKDOWN.)	1			
		(ATTACHING PARTS)				
- 7	AN6-16A	BOLT (TOP)	1			
	AN960-616	WASHER	2			
	MS20365-624	NUT	1			
- 8	AN6-14A	BOLT (BOTTOM)	1			
	AN960-616	WASHER	2			
	MS20365-624	NUT	1			
- 9	15X6.00-16	TIRE, TYPE VI, 4-PLY RATING, RIB TUBE	1			
		TYPE (V89616)				
	15X6.00-16	TUBE (V89616)	1			
-10	701017-1	REINFORCEMENT PLATE	1			
-11	701042-1	AXLE	1			
-12	701068-1	SHIM 0°30'	AR			
	701068-2	SHIM 0°45'	AR			
	701068-3	SHIM 1°0'	AR			
		(ATTACHING PARTS)				
-13	AN6-20A	BOLT (SEE NOTE)	4			
	AN6-21A	BOLT (SEE NOTE)	4			
		NOTE: IF TOE-IN SHIM IS REQUIRED, USE TWO AN6-21A BOLTS IN AFT HOLES ONLY.				
	MS20365-624	NUT	4			
-14	5701064-1	BRACKET (LH)	1			
	5701064-2	BRACKET (RH)	1			
		(ATTACHING PARTS)				
-15	AN8-13A	BOLT	1			
	AN960-816	WASHER	1			
-16	AN6-23A	BOLT	2			
	AN960-616	WASHER	4			
	MS20365-624	NUT	2			
-17	NAS146-40	BOLT	2			
	MS20002C6	WASHER (UNDER HEAD)	2			
	AN960-616	WASHER (UNDER NUT)	2			
	MS20365-624	NUT	2			
-18	AN8-15A	BOLT	1			
	AN960-816	WASHER	2			
	MS20365-820	NUT	1			
-19	403012-2	BRACKET	1			
-20	403012-3	BRACKET	1			
-21	701070-2	SHIM	AR			
-22	701073-1	SHIM	AR			
-23	701075-1	SPACER	1			

Figure & Index No.	Part Number	Nomenclature	Units Per Assy	Usable On Code
32- 1 -24	701055-1	STRUT (ATTACHING PARTS)	1	
-25	AN6-17A AN960-616 MS20365-624	BOLT WASHER NUT	2 4 2	
-26	5701070-2	SHIM	AR	
-27	5701070-3	SHIM (SEE NOTE)	2	
-28	5701056-2	SHIM (SEE NOTE)	AR	
-29	5701056-1	SPRING	1	
-30	5701056-3	SHIM	1	
-31	701067-1	SPACER	1	
-32	5701065-1 5701065-2	BRACKET (LH) BRACKET (RH) (ATTACHING PARTS)	1 1 1	
-33	NAS148-28 MS20002C8	BOLT WASHER	1 1	
-34	AN6-12A AN960-616L AN960-616 MS20365-624	BOLT WASHER (UNDER HEAD) WASHER (UNDER NUT) NUT	1 1 1 1	
-35	AN6-13A AN960-616L 5701070-4 MS20365-624	BOLT WASHER (UNDER HEAD) SPACER (UNDER NUT) NUT	1 1 1 1	
-36	701063-1 701063-2	BRACKET (LH) BRACKET (RH) (ATTACHING PARTS)	1 1 1	
-37	AN6-12A AN960-616	BOLT WASHER	7 7	
-38	701070-3	SHIM	AR	

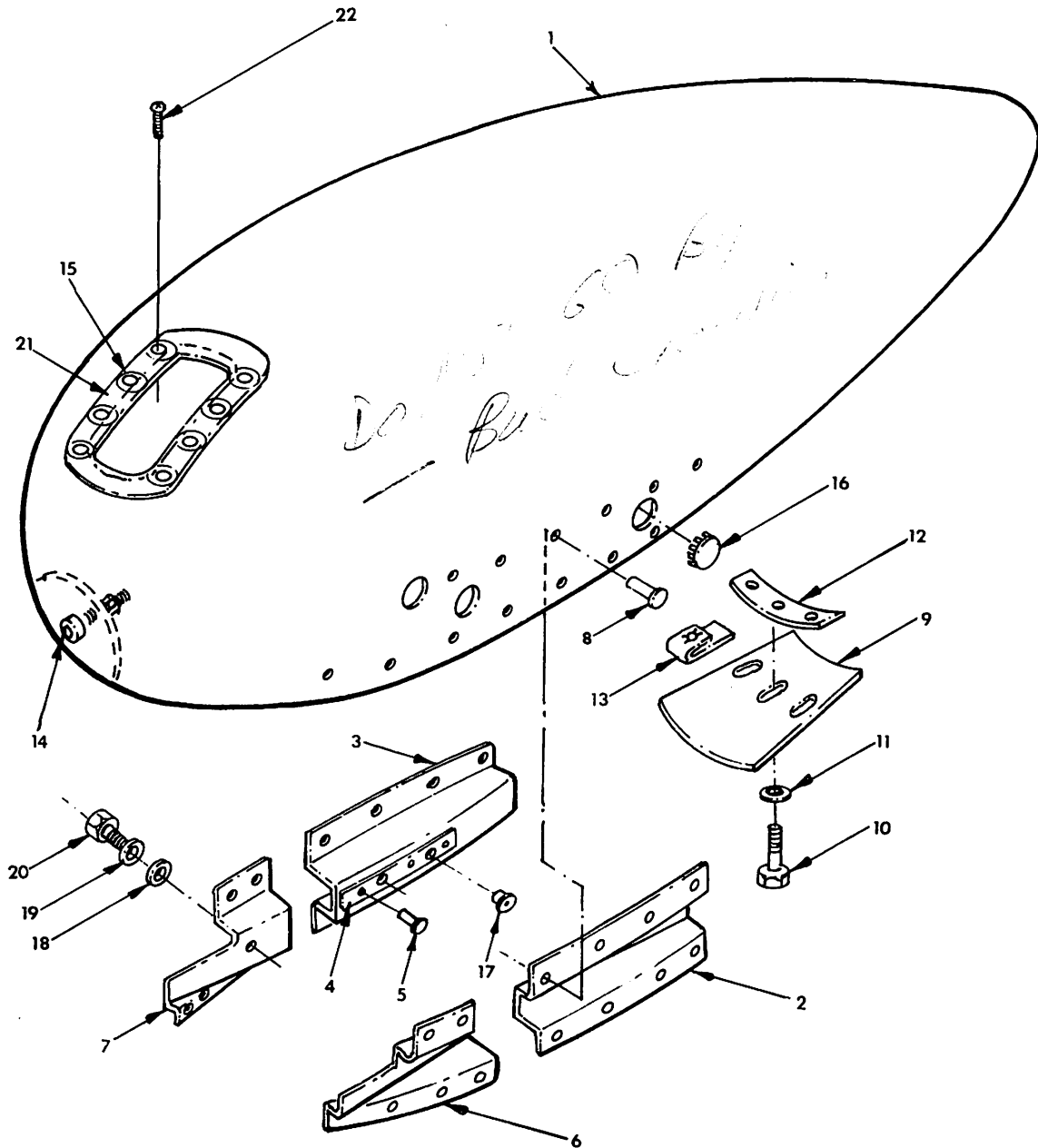

NOTE: A 701067-2 SPACER MAY BE
USED INSTEAD OF THE 701067-1
SPACER AND 5701070 SHIMS (2)
IN SOME INSTALLATIONS.



Main Wheel Fairing
Figure 32-2

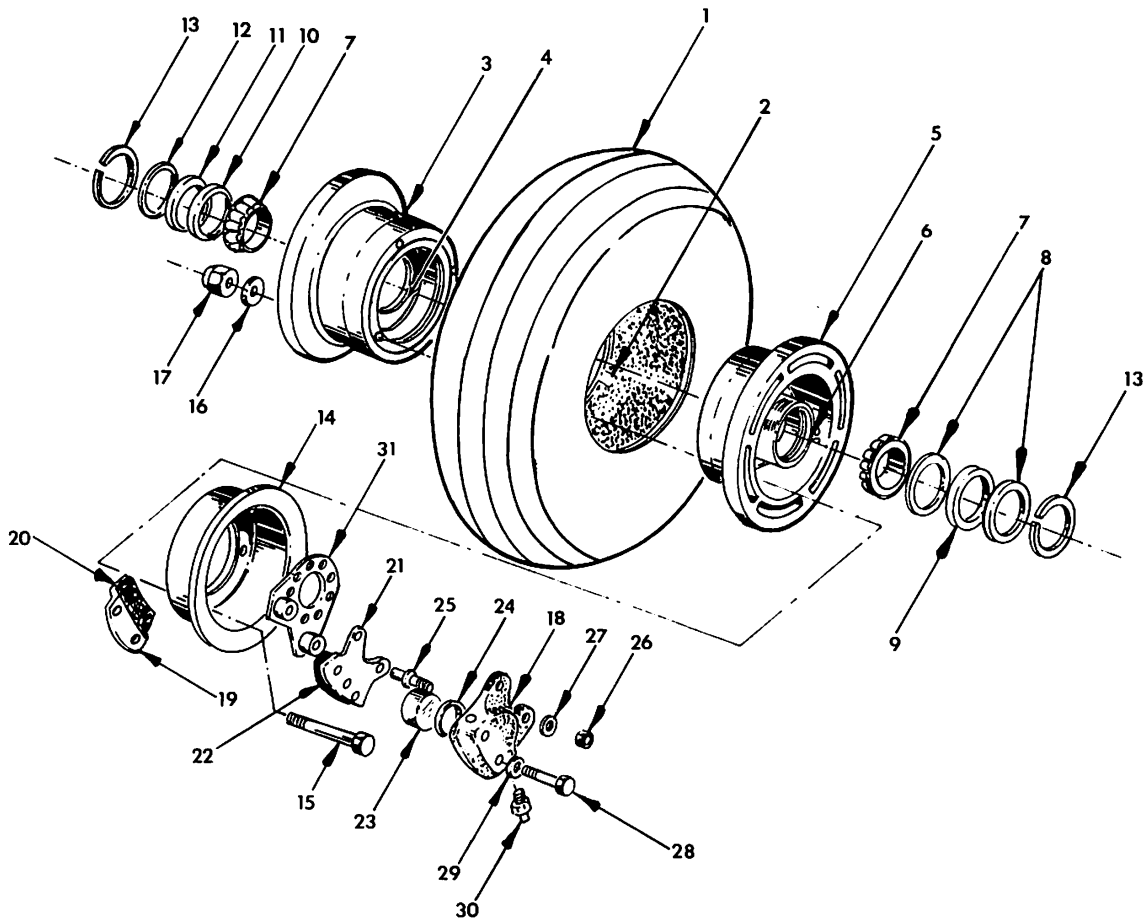
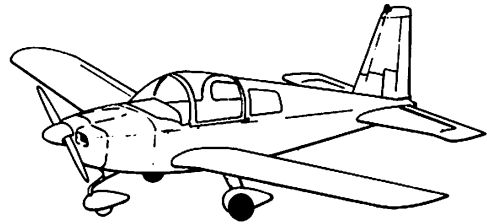
Figure & Index No.	Part Number	Nomenclature	1 2 3 4 5 6 7							Units Per Assy	Usable On Code
			1	2	3	4	5	6	7		
32- 2 -	804021-901	MAIN WHEEL FAIRING ASSEMBLY (LH) (SMALL)								1	
	804021-902	MAIN WHEEL FAIRING ASSEMBLY (RH) (SMALL)								1	
	5804022-901	MAIN WHEEL FAIRING ASSEMBLY (LH) (LARGE)								1	
	5804022-902	MAIN WHEEL FAIRING ASSEMBLY (RH) (LARGE)								1	
		(ATTACHING PARTS)									
- 1	AN3-5A	BOLT								8	
- 2	AN960-10	WASHER (SMALL)								4	
	AN970-3	WASHER (LARGE)								4	
- 3	AN960-10	WASHER								4	
- 4	5804023-1	BRACKET								1	
- 5	MS35649-2252	NUT								2	
- 6	AN936A416	WASHER								2	
- 7	AN960-416L	WASHER								2	
- 8	5804023-3	SUPPORT (SMALL)								1	
	5804023-2	SUPPORT (LARGE)								1	
- 9	J-4624-4	FLEX-BOLT (V76005)								1	
-10	5804023-4,-5	SHIM								AR	
-11	804021-509	ADAPTER ASSEMBLY								1	
-12	804046-3	BEARING								1	
-13	AN960-516	WASHER								1	
-14	AN936A516	WASHER								1	
-15	GAES1024-1	BOLT (LARGE)								1	
-16	NAS451-56	PLUG BUTTON								1	
		-----*									
-17	804021-1	FAIRING (LH) (SMALL)								1	
	804021-2	FAIRING (RH) (SMALL)								1	
	5804022-505	SHELL ASSEMBLY (LH) (LARGE)								1	
	5804022-506	SHELL ASSEMBLY (RH) (LARGE)								1	
-18	804021-511	DOUBLER ASSEMBLY (LH) (SMALL)								1	
	804021-512	DOUBLER ASSEMBLY (RH) (SMALL)								1	
	804021-3	DOUBLER (LH) (SMALL)								1	
	804021-4	DOUBLER (RH) (SMALL)								1	
-19	NAS680A3	NUT PLATE (SMALL)								4	
-20	1204-0306	RIVET (V19738) (SMALL)								8	
-21	5804022-5	DOUBLER (LH) (LARGE)								1	
	5804022-6	DOUBLER (RH) (LARGE)								1	
-22	NAS680A3	NUT PLATE (LARGE)								4	
-23	MS20426AD3-4	RIVET (LARGE)								8	
-24	MS20470AD4-5	RIVET (SMALL)								14	
-25	1601-0410	RIVET (V19738) (LARGE)								19	
-26	5804022-3	DOUBLER (LH) (LARGE ONLY)								1	
	5804022-4	DOUBLER (RH) (LARGE ONLY)								1	
	1601-0410	RIVET (V19738) (LARGE ONLY)								14	
	804021-507	BRACKET ASSEMBLY (LH)								1	
	804021-508	BRACKET ASSEMBLY (RH)								1	
		(ATTACHING PARTS)									
-27	MS20470AD4-5	RIVET (SMALL)								8	
	MS20470AD4-6	RIVET (LARGE)								8	
		-----*									
-28	804021-5	BRACKET (LH)								1	
	804021-6	BRACKET (RH)								1	
-29	804046-1	PLATE								1	
-30	AN3-4A	BOLT								2	
-31	AN960-10	WASHER								2	
-32	MS20365-1032	NUT								2	
-33	804021-11	WEIGHT (SMALL)								1	
		(ATTACHING PARTS)									
	AN509-10R14	SCREW								1	
	A3235-028-24A	WASHER (V78533)								1	
	AN960-10	WASHER								1	
	MS20365-1032	NUT								1	
		-----*									

Figure & Index No.	Part Number	Nomenclature	Units Per Assy	Usable On Code		
					1	2
32- 2 -	5804022-9	WEIGHT (LARGE) (ATTACHING PARTS)	1			
	NAS221-17	SCREW	1			
	AN960-10L	WASHER	2			
	MS20364-1032	NUT	1			
-34	804021-10	SCRAPER (SMALL)	1			
	5804022-7	SCRAPER (LARGE) (ATTACHING PARTS)	1			
-35	AN3-5A	BOLT	3			
-36	AN960-10	WASHER	1			
-37	AN970-3	WASHER (LARGE)	2			
	AN960-10	WASHER (SMALL)	2			
	804019-504	PLATE ASSEMBLY	1			
-38	804019-7	PLATE	1			
-39	RM521 LHA4972-8-02	NUT-CLIP (ESNA)	3			
	804021-505	BRACKET ASSEMBLY (LH)	1			
	804021-506	BRACKET ASSEMBLY (RH) (ATTACHING PARTS)	1			
-40	AN6-24A	BOLT	2			
-41	AN960-616	WASHER	4			
-42	804046-5	SPACER (UPPER)	2			
-43	804046-6	SPACER (LOWER)	1			
-44	804046-501	SUPPORT ASSEMBLY	1			
-45	MS20365-624	NUT	2			
-46	804046-2	BEARING	1			
-47	AN960-616	WASHER (SMALL)	2			
	AN960-616	WASHER (LARGE)	4			
-48	AN6-13A	BOLT (SMALL)	1			
	AN6-14A	BOLT (LARGE)	1			
-49	804021-7	BRACKET (LH)	1			
	804021-8	BRACKET (RH)	1			
-50	AN3-5A	BOLT	2			
-51	AN960-10	WASHER	4			
-52	MS20365-1032	NUT	2			
-53	NAS680A3	NUT PLATE	4			
-54	1204-0308	RIVET (V19738)	8			
-55	804046-1	PLATE	1			



Nose Wheel Fairing Installation
Figure 32-3

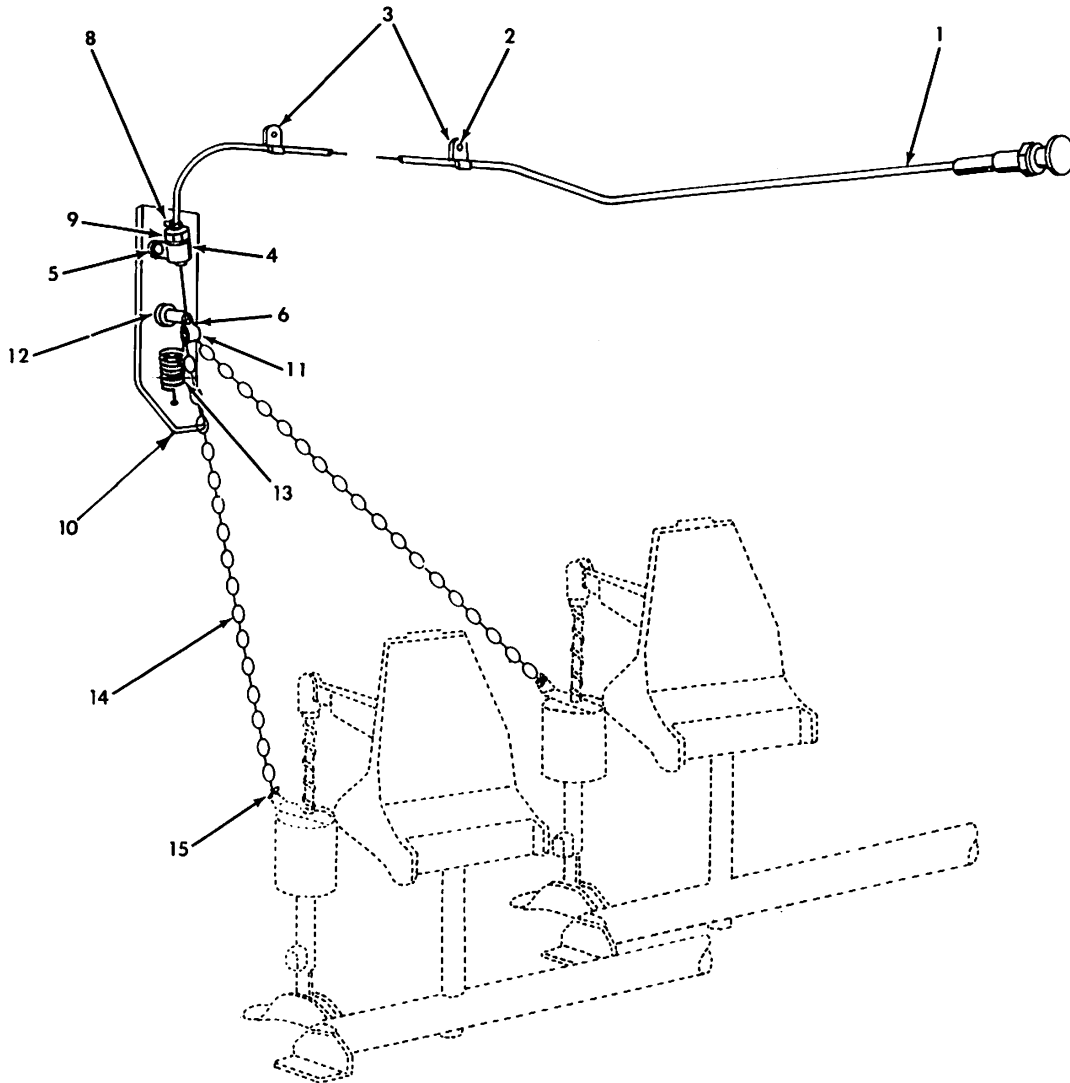

Figure & Index No.	Part Number	Nomenclature	Units Per Assy	Usable On Code
32- 3 -	804019-507	NOSE WHEEL FAIRING INSTALLATION (OPT.) (SHOCK-MOUNTED)	AR	
- 1	804019-510	FAIRING ASSEMBLY	1	
	804019-19	FAIRING	1	
	804019-511	BRACKET ASSEMBLY (LH)	1	
	804019-512	BRACKET ASSEMBLY (RH)	1	
- 2	804019-13	BRACKET (LH)	1	
- 3	804019-14	BRACKET (RH)	1	
- 4	804019-17	PLATE - BEARING	2	
- 5	MS20426AD5-6	RIVET	6	
- 6	804019-15	BRACKET (LH)	1	
- 7	804019-16	BRACKET (RH)	1	
- 8	MS20470AD4-5	RIVET	28	
		ALTERNATE PART: NAS 1738B4-3		
- 9	804019-4	SCRAPER	1	
-10	AN3-5A	BOLT	3	
-11	AN960-10	WASHER	3	
	804019-504	PLATE ASSEMBLY	1	
-12	804019-7	PLATE	1	
-13	RM52LHA4972-8-02	NUT CLIP (ESNA)	3	
-14	804019-18	WEIGHT	1	
	MS24694-S54	SCREW	1	
	A3235-028-24A	WASHER (V78533)	1	
	AN960-10	WASHER	1	
	MS20365-1032	NUT	1	
-15	A6K 120	RIVNUT (V08431)	8	
-16	NAS451-56	PLUG BUTTON	4	
-17	804046-3	BEARING	2	
-18	AN960FD416	WASHER	2	
-19	AN960-416	WASHER	2	
-20	AN4-7A	BOLT	2	
-21	804019-21	RETAINER	1	
	804019-20	GASKET	1	
		(ATTACHING PARTS)		
-22	NAS1189-06P10L	SCREW	8	



Main Landing Gear Wheel and Brake Assembly
Figure 32-4

Figure & Index No.	Part Number	Nomenclature							Units Per Assy	Usable On Code
		1	2	3	4	5	6	7		
32- 4 -	NO NUMBER	MAIN LANDING GEAR WHEEL & BRAKE ASSEMBLY							2	
- 1	15 X 6.00-6	TIRE-BLACKWALL 4 PLY RATED (V89616)							1	
	5941-960-02	TIRE-WHITEWALL, OPT. (V89616)							1	
	*6.00-6	TIRE-BLACKWALL (4 PLY RATED (V89616)							1	
- 2	15 X 6.00-6	TUBE (V89616)							1	
	*6.00-6	TUBE (V89616)							1	
	040-088C	WHEEL ASSEMBLY (V71513)							2	
- 3	162-02700	WHEEL HALF ASSEMBLY - OUTER (V71513)							1	
- 4	214-00100	CUP-BEARING (V71513)							1	
- 5	161-03000	WHEEL HALF ASSEMBLY - INNER (V71513)							1	
- 6	214-00100	CUP-BEARING (V71513)							1	
- 7	214-00200	BEARING-CONE (V71513)							2	
- 8	153-00400	GREASE SEAL-RING (V71513)							2	
- 9	154-00300	GREASE SEAL-FELT (V71513)							1	
-10	153-00300	GREASE SEAL-RING (V71513)							1	
-11	154-01300	GREASE SEAL-FELT (V71513)							1	
-12	153-01500	GREASE SEAL-RING (V71513)							1	
-13	155-00100	SNAP RING (V71513)							2	
-14	164-02000	DISC ASSEMBLY-BRAKE (V71513)							1	
-15	103-20400	BOLT (V71513)							3	
-16	095-10500	WASHER (V71513)							3	
-17	094-10400	NUT (V71513)							3	
	030-056B	BRAKE ASSEMBLY (V71513)							1	
-18	091-02200	CYLINDER ASSEMBLY (V71513)							1	
	061-01900	CYLINDER (V71513)							1	
-19	074-01000	BRAKE PLATE ASSEMBLY (V71513)							1	
	064-01500	BACK PLATE (V71513)							1	
-20	066-03000	LINING (V71513)							1	
	105-00200	RIVET (V71513)							2	
-21	073-01100	PRESSURE PLATE ASSEMBLY (V71513)							1	
	063-01200	PRESSURE PLATE (V71513)							1	
-22	066-03000	LINING (V71513)							1	
	105-00200	RIVET (V71513)							2	
-23	092-01700	PISTON ASSEMBLY (V71513)							1	
	062-01600	PISTON (71513)							1	
-24	101-05200	O-RING (V71513)							1	
-25	069-00400	BOLT-ANCHOR (V71513)							2	
-26	094-10300	NUT (V71513)							2	
-27	095-10200	WASHER (V71513)							2	
-28	103-11600	BOLT (V71513)							2	
-29	095-10200	WASHER (V71513)							2	
-30	081-00100	BLEEDER-SEAT (V71513)							1	
	079-00300	BLEEDER-SCREW (V71513)							1	
	183-00100	BLEEDER-CAP (V71513)							1	
-31	075-05600	TORQUE PLATE ASSEMBLY (V71513)							1	

*USE ONLY WITH 702067-501, EXTENDED NOSE FORK




Parking Brake Installation
Figure 32-5

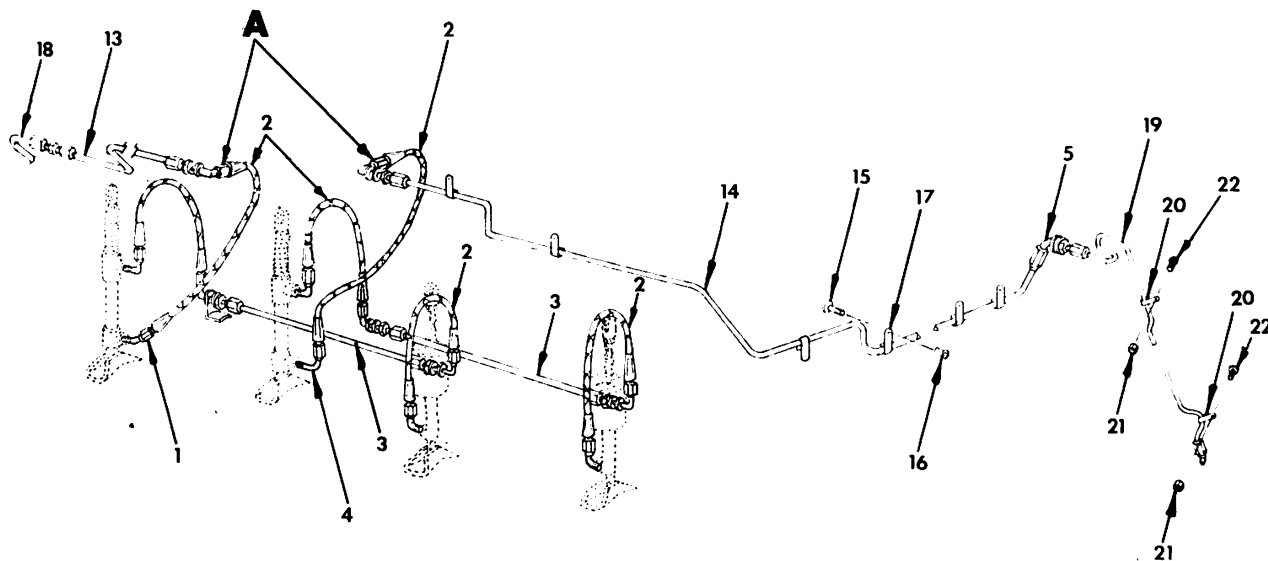
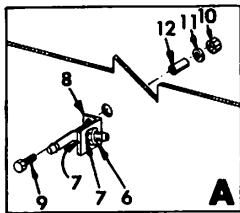
GRUMMAN AMERICAN AVIATION

**AA-1C
ILLUSTRATED PARTS CATALOG**

Figure & Index No.	Part Number	Nomenclature							Units Per Assy	Usable On Code										
		1	2	3	4	5	6	7												
32- 5	-	403013-501	.	P	A	R	K	I	N	G	B	R	A	I	N	S	T	A	1	
- 1		64-032-736	.	C	O	N	T	R	O	L	, (V70436)	1	
			.	(ATTACHING PARTS)																
- 2		AN526-832R6	.	S	C	R	E	W	2		
		A8-75	.	R	I	V	N	U	T	(V03481)	2		
		AN936A8	.	W	A	S	H	E	R	2		
- 3		MS21919DG3	.	C	L	A	M	P	2		
- 4		MS21919DG2	.	C	L	A	M	P	1		
- 5		AN526-1032R18	.	S	C	R	E	W	1		
- 6		AN526-1032R16	.	S	C	R	E	W	1		
		AN970-3	.	W	A	S	H	E	R	2		
		MS20364-1032	.	N	U	T	2		
- 7		NOT USED	.																	
			.	-----*																
- 8		SST-2M	.	T	I	E	W	R	A	P	1		
- 9		NT-141	.	N	U	T	1		
-10		403013-1	.	B	R	A	C	K	E	T	1		
-11		403013-2	.	C	L	A	M	P	1		
-12		FT191	.	W	I	R	E	S	T	O	P	(V70436)	1		
-13		LE-026C-5	.	S	P	R	I	N	G	(V84830)	1		
-14		403013-3	.	C	H	A	I	N	1		
-15		MS20995C41	.	S	A	F	E	T	Y	W	I	R	E	AR		

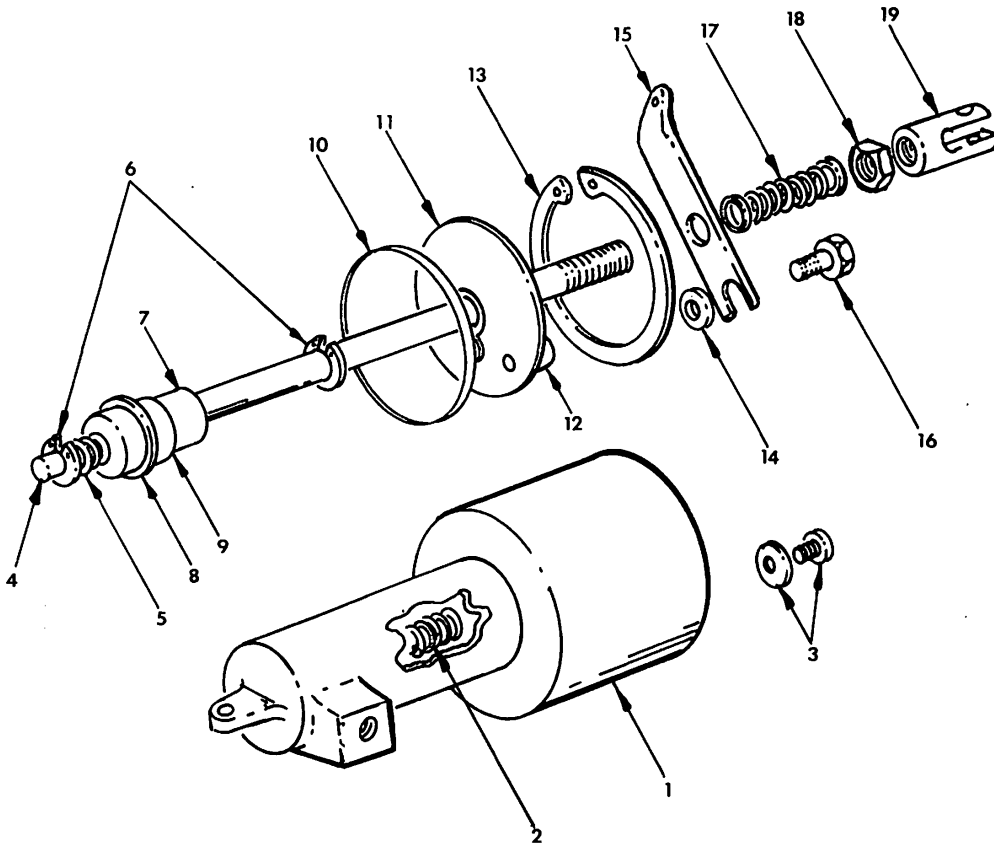



SHOWN ROTATED 180°



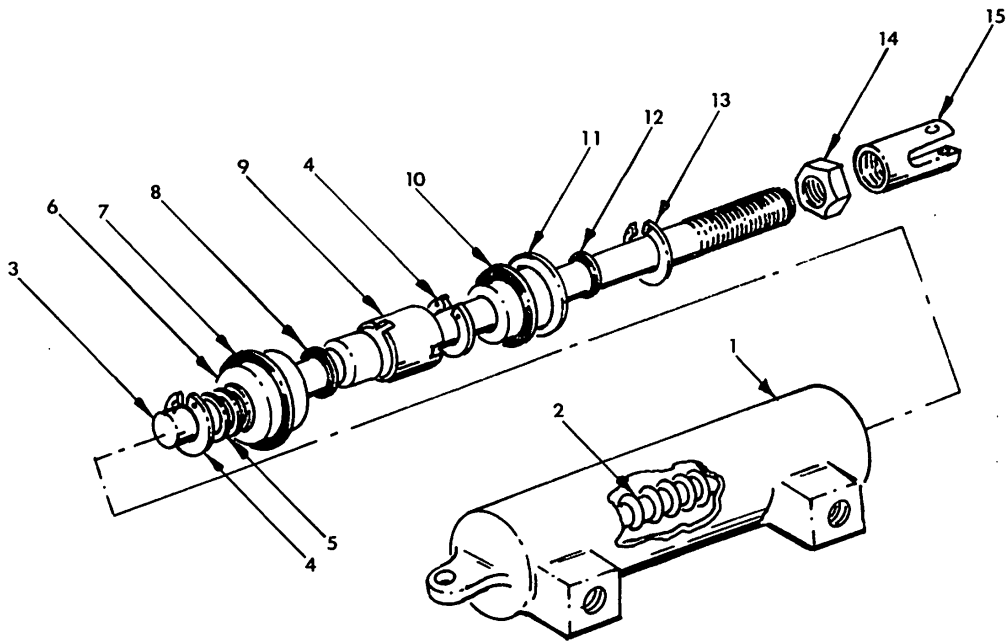

Brake System Installation
Figure 32-6

Figure & Index No.	Part Number	Nomenclature 1 2 3 4 5 6 7	Units Per Assy	Usable On Code
32- 6 -	403009-502	. BRAKE SYSTEM INSTALLATION	NP	
- 1	AN823-4D	. . . ELBOW	1	
- 2	MS28741-4-0110	. . . HOSE ASSEMBLY	6	
- 3	403009-503	. . . TUBE ASSEMBLY	2	
- 4	AN822-4D	. . . ELBOW	1	
- 5	AN833-4D	. . . ELBOW	8	
- 6	AN924-4D	. . . NUT	8	
- 7	AN960-716	. . . WASHER	16	
- 8	403009-8	. . . BRACKET	2	
		(ATTACHING PARTS)		
- 9	AN3-10A	. . . BOLT	2	
-10	AN364-1032	. . . NUT	2	
-11	AN960-10	. . . WASHER	2	
-12	902015-2	. . . BUSHING	2	
		-----*		
-13	403009-507	. . . TUBE ASSEMBLY	1	
-14	403009-506	. . . TUBE ASSEMBLY	1	
		(ATTACHING PARTS)		
-15	AN526-832R8	. . . SCREW	10	
-16	A8-75	. . . RIVNUT (V03481)	10	
-17	MS21919DG4	. . . CLAMP	10	
		-----*		
-18	403009-508	. . . TUBE ASSEMBLY	1	
-19	403009-509	. . . TUBE ASSEMBLY	1	
		(ATTACHING PARTS)		
-20	MS21919DG4	. . . CLAMP	2	
-21	AN364-1032	. . . NUT	2	
-22	AN526-1032R8	. . . SCREW	2	
		-----*		



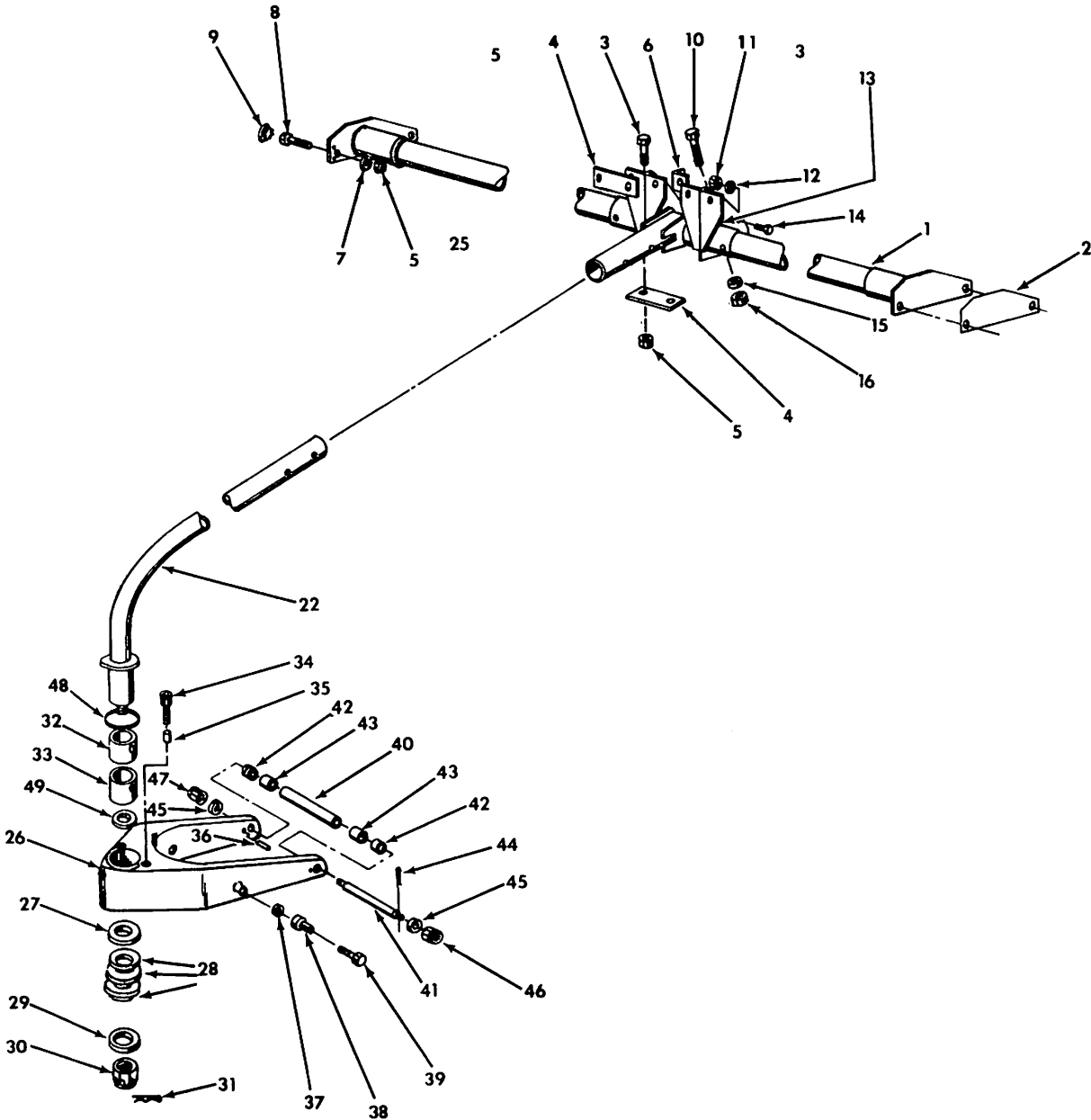

Master Cylinder Assembly (LH)
Figure 32-7

Figure & Index No.	Part Number	Nomenclature							Units Per Assy	Usable On Code
		1	2	3	4	5	6	7		
32- 7	-	403010-4	REF	
	- 1	A-061-A	1	
	- 2	A-089-A	1	
	- 3	A-087-A	1	
	- 4	A-468-A	1	
	- 5	A-113-A	1	
	- 6	X5133-21	2	
	- 7	A-223-A	1	
	- 8	AN6227-9	1	
	- 9	AN6227-4	1	
	-10	TS33-30	1	
	-11	A-331-A	1	
	-12	A-148-A	1	
	-13	N5000-175	1	
	-14	A-126-A	1	
	-15	A-147-A	1	
	-16	AN3-5A	1	
	-17	A-088-A	1	
	-18	AN316-4	1	
	-19	A-279-A	1	



Master Cylinder Assembly (RH)
Figure 32-8

Figure & Index No.	Part Number	Nomenclature							Units Per Assy	Usable On Code
		1	2	3	4	5	6	7		
32- 8 -	403017-502	REF	
- 1	A-658-A	1	
- 2	A-323-A	1	
- 3	A-137-A1	1	
- 4	X5133-21	2	
- 5	A-113-A	1	
- 6	A-497-A	1	
- 7	11-111	1	
- 8	11-008	1	
- 9	A-138-A	1	
-10	11-014	1	
-11	A-104-A	1	
-12	11-011	1	
-13	N5000-68	1	
-14	AN316-5	1	
-15	A-193-A	1	

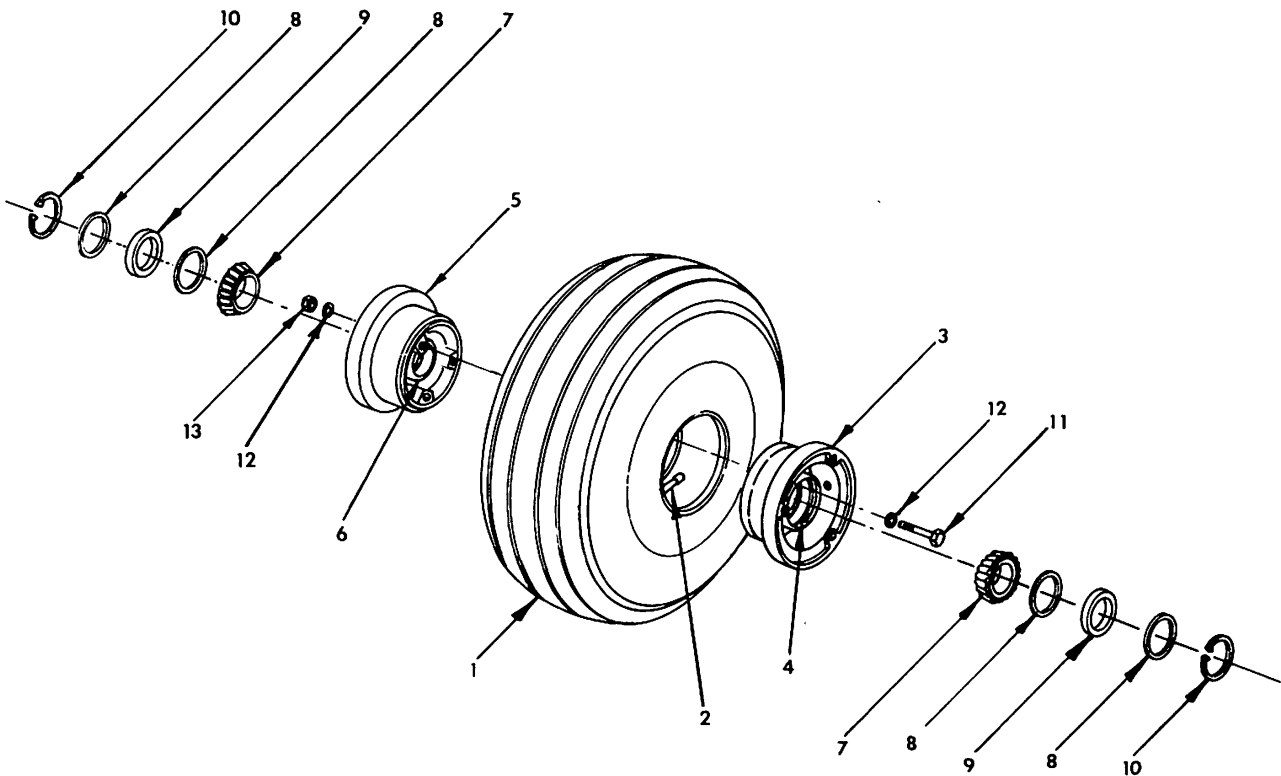



Nose Landing Gear Installation
 Figure 32-9

GRUMMAN AMERICAN AVIATION

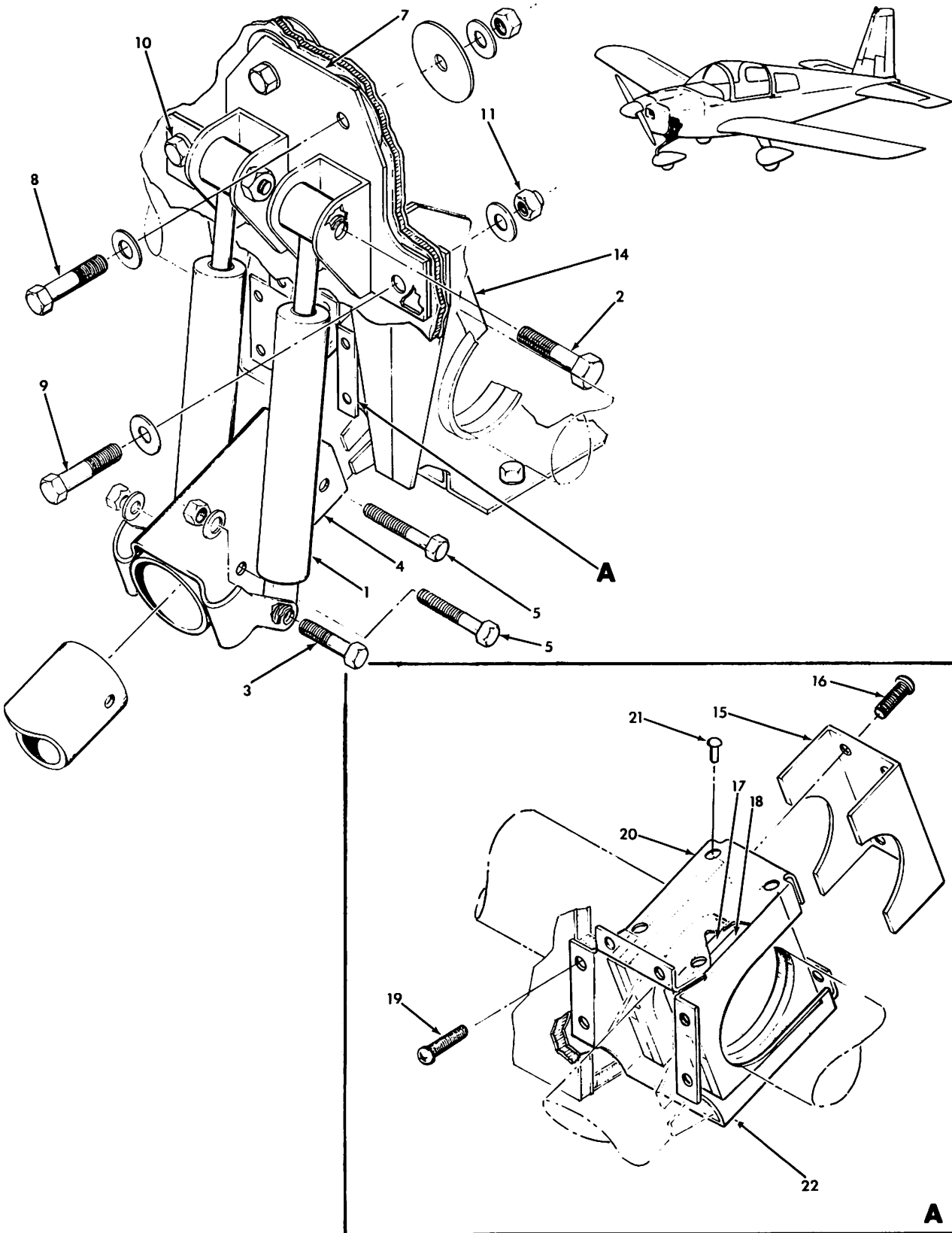
AA-1C
ILLUSTRATED PARTS CATALOG

Figure & Index No.	Part Number	Nomenclature							Units Per Assy	Usable On Code
		1	2	3	4	5	6	7		
32- 9	702054-510	NOSE LANDING GEAR INSTALLATION							1	
	702054-507	NOSE LANDING GEAR ASSEMBLY							1	
- 1	702065-502	TORQUE TUBE & YOKE ASSEMBLY (ATTACHING PARTS)							1	
- 2	702059-1	SHIM							AR	
	THROUGH									
	702059-8									
- 3	AN6-12A	BOLT							8	
- 4	702058-5	DOUBLER							4	
- 5	MS20365-624	NUT							4	
- 6	702058-4	CLIP							8	
- 7	AN960-616	WASHER							4	
- 8	AN176-10A	BOLT (ALTERNATE PART: NAS1306-7)							4	
- 9	NAS451-56	PLUG BUTTON							4	
-10	NAS464P7A29	BOLT							2	
-11	AN364-1032	NUT							6	
-12	AN960-10	WASHER							6	
-13	702058-6	SPLIT BEARING							2	
-14	AN3-3A	BOLT							6	
-15	AN960-716	WASHER							2	
-16	AN364-720	NUT							2	
-17	NOT USED									
-18	NOT USED									
-19	NOT USED									
-20	NOT USED									
-21	NOT USED									
-22	702057-506	STRUT ASSEMBLY							1	
-23	NOT USED									
-24	NOT USED									
-25	NOT USED									
-26	702069-501	FORK ASSEMBLY, EXTENDED (ATTACHING PARTS)							1	
-27	702054-5	WASHER							2	
-28	AM-341615	SPRING DISC (NATIONAL)							3	
-29	AN960-1016L	WASHER							AR	
-30	AN320-10	NUT							1	
-31	MS24665-353	COTTER PIN							1	
-32	702052-5	SPLIT BUSHING							1	
-33	28DX24	SPLIT BUSHING (V26124)							1	
-34	MS21262-50	SCREW							2	
-35	702052-4	SPACER							2	
-36	52-028-125-0437	ROLL PIN (ESNA)							2	
-37	3591-5CN0312	INSERT (V26344)							2	
-38	902019-1	SPACER							2	
-39	AN5-12A	BOLT							2	
-40	702053-1	AXLE							1	
-41	702053-2	AXLE ROD							1	
-42	702053-3	PLUG							2	
-43	702053-5	SPACER							2	
-44	AN380-2-2	COTTER PIN							1	
-45	AN960-516	WASHER							2	
-46	AN310-5	NUT							1	
-47	MS20365-524	NUT							1	
-48	MS29513-224	O-RING							1	
	C30053	WHEEL AND TIRE ASSEMBLY (SEE FIGURE 32-10 FOR DETAIL BREAKDOWN). (V76275) ALTERNATE PARTS: 040-0770 (V71513) 040-0771 (V71513)							1	
	5702003-501	SHOCK ABSORBER INSTALLATION (SEE FIGURE 32-11 FOR DETAIL BREAKDOWN)							1	



Nose Landing Gear Wheel Assembly
Figure 32-10

Figure & Index No.	Part Number	Nomenclature	Units Per Assy	Usable On Code
32- 10 -	C30053	NOSE LANDING GEAR WHEEL ASSEMBLY (V71513)	1	
- 1	5.00-5	TIRE - 4 PLY RATING (V89616)	1	
	5941-949-02	TIRE - WHITEWALL, OPT.	1	
- 2	5.00-5	TUBE (V89616)	1	
	040-07701	NOSE WHEEL ASSEMBLY	1	
- 3	162-02800	OUTER WHEEL HALF ASSEMBLY	1	
- 4	214-00300	CUP-BEARING	1	
- 5	161-03100	INNER WHEEL HALF ASSEMBLY	1	
- 6	214-00300	CUP-BEARING	1	
- 7	214-00400	BEARING-CONE	2	
- 8	153-00800	RING-GREASE SEAL	4	
- 9	154-00600	FELT-GREASE SEAL	2	
-10	155-00200	RING-SNAP	2	
-11	AN4-22A	BOLT	3	
-12	AN960-416	WASHER	6	
-13	MS20365-428	NUT	3	



Shock Absorber Installation
Figure 32-11

GRUMMAN AMERICAN AVIATION

**AA-1C
ILLUSTRATED PARTS CATALOG**

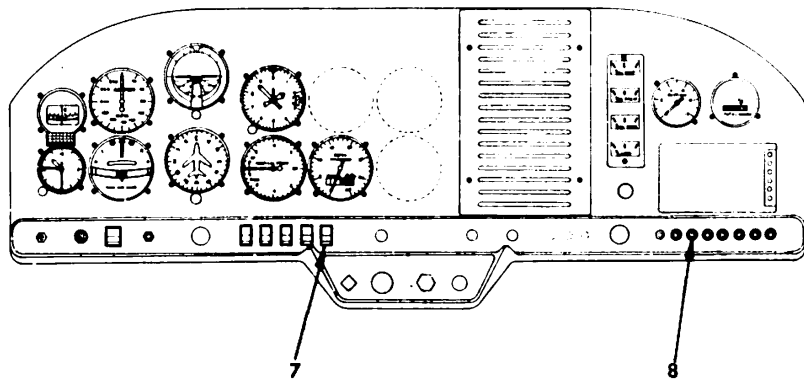
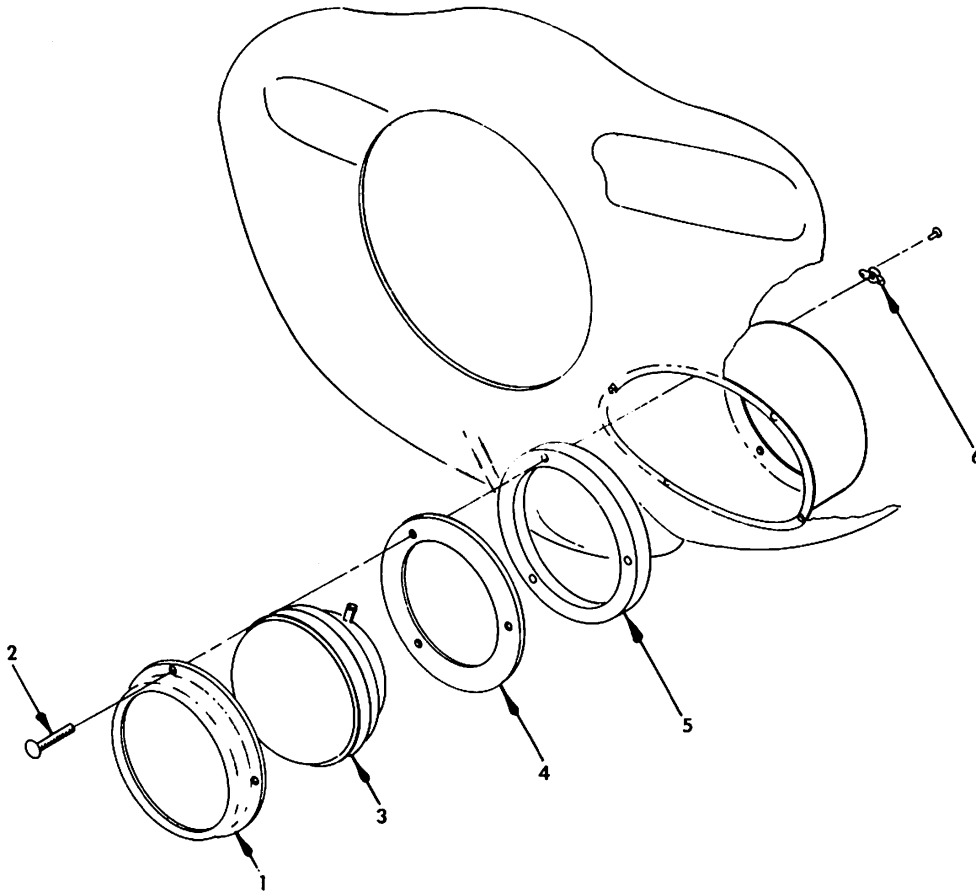

Figure & Index No.	Part Number	Nomenclature							Units Per Assy	Usable On Code
		1	2	3	4	5	6	7		
32- 11 -	5702003-501	1	
	5702006-501	2	
- 2	AN6-15A	1	
	AN960-616L	1	
- 3	5702003-10	1	
	MS20365-624	1	
	AN4-13A	1	
	AN960-416L	1	
	5702003-8	1	
- 4	MS20365-428	1	
	5702006-1	1	
- 4	5702006-4	1	
	5702003-503	1	
- 5	NAS464P6A28	2	
	AN960-616L	2	
	MS20365-624	2	
- 6	NOT USED									
- 7	5702003-502	1	
	AN5-12A	2	
- 8	AN960-516L	2	
	AN970-5	4	
- 9	5702003-11	2	
	MS20365-524	2	
- 10	AN6-13A	2	
	AN6-14A	2	
- 11	MS20365-624	REF	
	PR1436G-B2	AR	
- 12	NOT USED									
- 13	NOT USED									
- 14	5702005-501	1	
- 15	5702005-3	1	
	GAES1021A6-4	4	
- 16	5702005-5	2		
- 17	5702005-4	2	
	5702005-502	1	
- 18	GAES1021A6-4	6	
	5702005-2	1	
- 19	MD424BS	4	
	5702005-1	1	

CHAPTER 33

LIGHTS

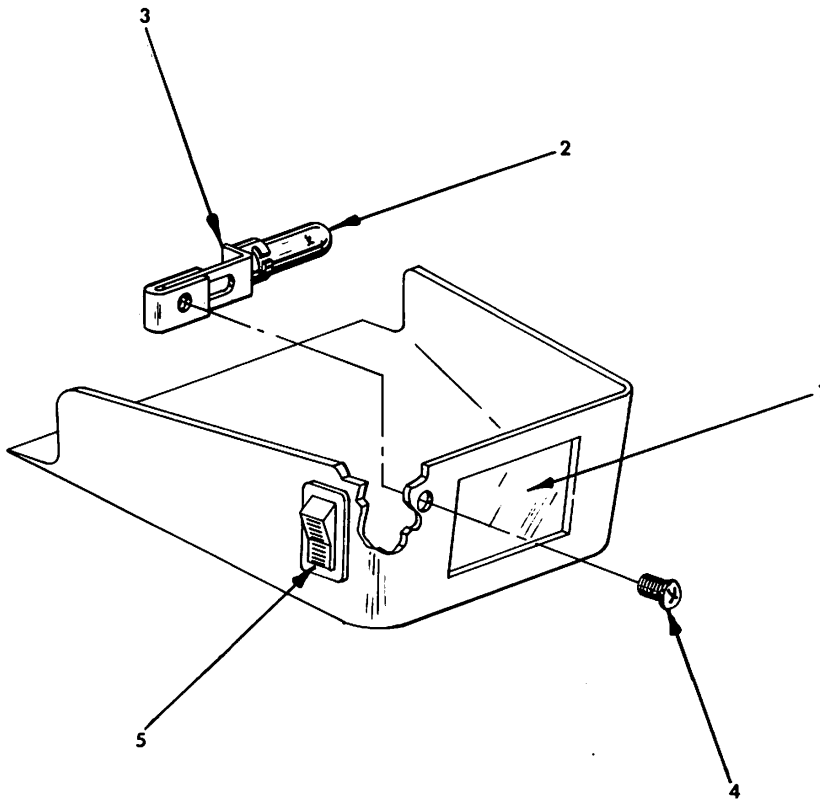

TABLE OF CONTENTS

SUBJECT	FIGURE NUMBER
LANDING LIGHT INSTALLATION	33-1
CABIN DOME LIGHT INSTALLATION	33-2
STROBE LIGHT INSTALLATION	33-3
FLASHING BEACON INSTALLATION	33-4
NAVIGATION LIGHT ASSEMBLY, WING	33-5
NAVIGATION LIGHT ASSEMBLY, TAIL	33-6
FUEL MEASUREMENT SYSTEM LIGHT INSTALLATION	33-7



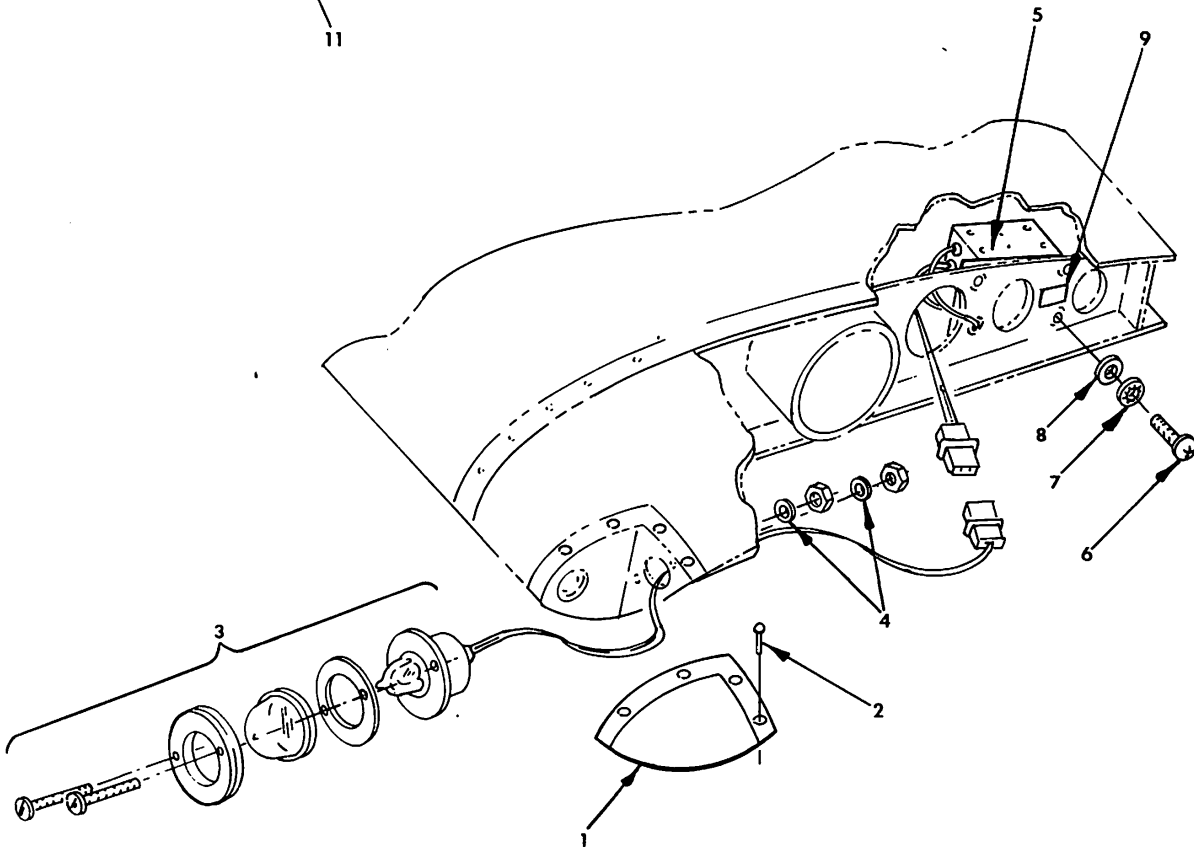
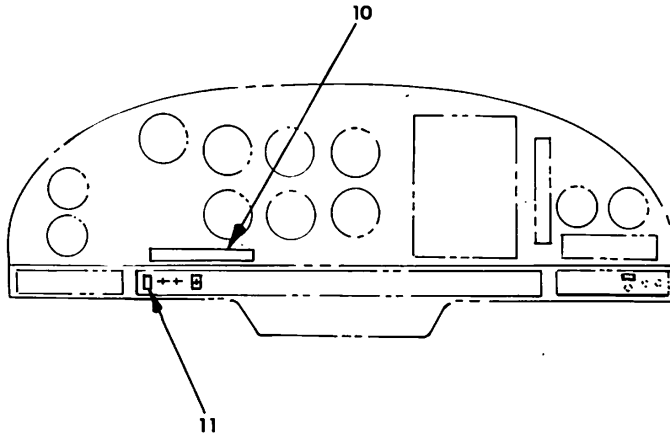

Landing Light Installation
Figure 33-1

Figure & Index No.	Part Number	Nomenclature							Units Per Assy	Usable On Code
		1	2	3	4	5	6	7		
33- 1 - 1 - 2 - 3 - 4 - 5 - 6 - 7 - 8	5804028-502	AR	
	804003-502	1	
	MS35206-332	3	
	4509	1	
	804003-503	1	
	804049-1	1	
	NAS680A08	3	
	MS20470AD3-4	2	
	TA201-TB-W	1	
	HKP	1	
	AGC 10	1	



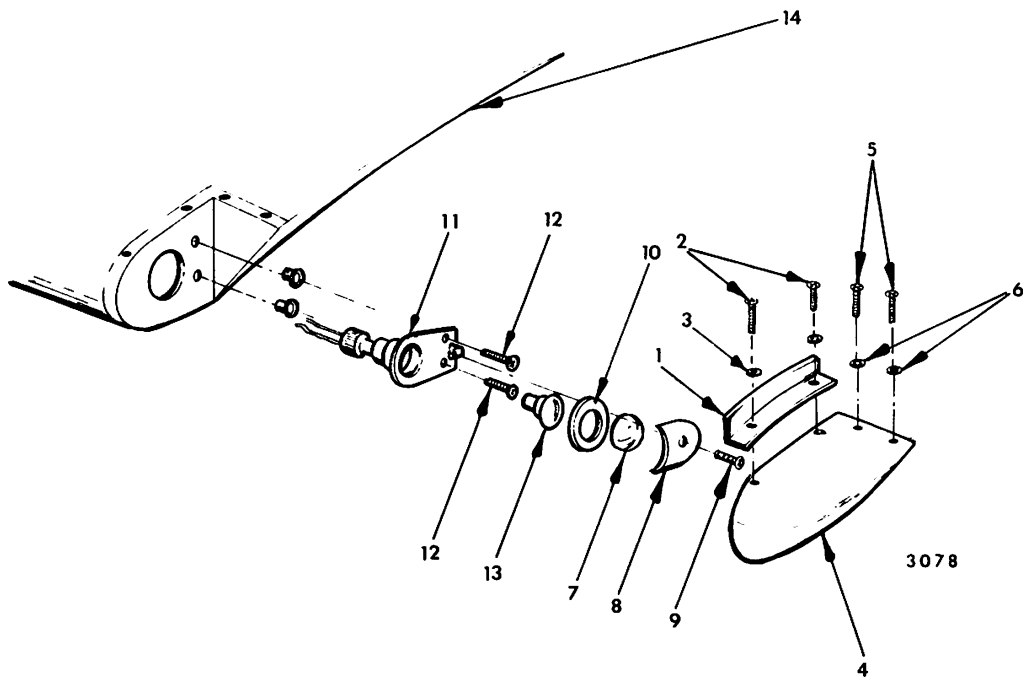

**Cabin Dome Light Installation
Figure 33-2**

Figure & Index No.	Part Number	Nomenclature							Units Per Assy	Usable On Code	
		1	2	3	4	5	6	7			
33- 2 - 1 - 2 - 3 - 4 - 5	102354-501	.	.	.	CABIN DOME LIGHT INSTALLATION (OPT)	.	.	.	AR		
	102354-1	.	.	.	LENS	.	.	.	1		
	1816	.	.	.	LAMP (V08806)	.	.	.	1		
	7-06	.	.	.	SOCKET (V95263)	.	.	.	1		
			.	.	.	(ATTACHING PARTS)	.	.	.		
		GAES1021Z6-6	.	.	.	SCREW	.	.	.	1	
	C8096-6-1	.	.	.	NUT (V78533)	.	.	.	1		
	26-000-001	.	.	.	SWITCH (V10389)	.	.	.	1		



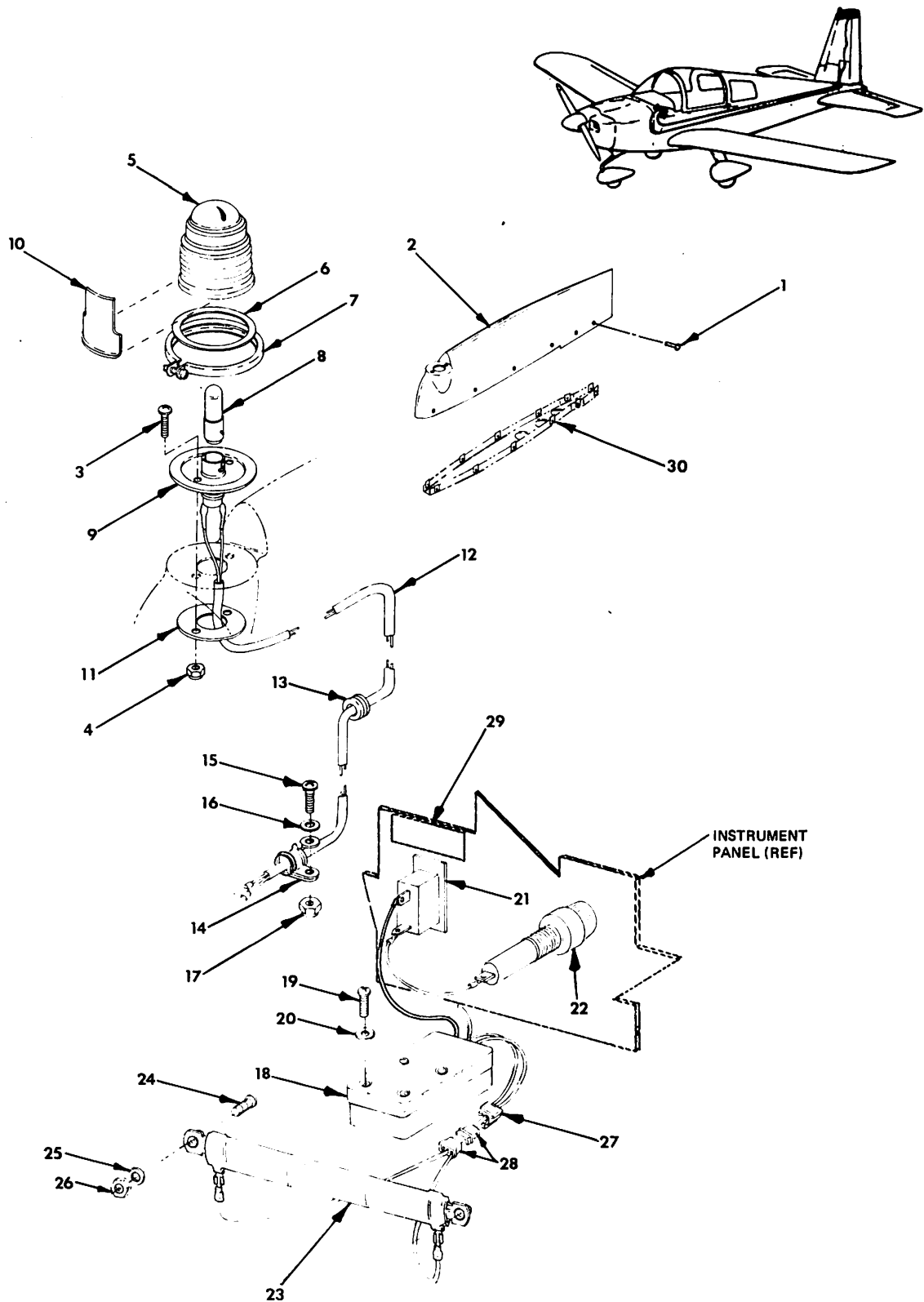
Strobe Light Installation
Figure 33-3

Figure & Index No.	Part Number	Nomenclature							Units Per Assy	Usable On Code	
		1	2	3	4	5	6	7			
33- 4 -	804001-506								AR		
	804001-502								1		
	- 1	GAES1021Z6-6								REF	
	- 2	804001-3								1	
		X1A								1	
	- 3	AN526-832R8								2	
	- 4	MS20364-832								2	
	- 5	111-3								1	
	- 6	80-3								1	
	- 7	73-2								1	
	- 8	40-5A								1	
	- 9	73-14								1	
	-10	804001-1								1	
	-11	804001-2								1	
	-12	804001-4								1	
	-13	MS35489-4								1	
	-14	MS21919-DG6								1	
	-15	AN526-832R6								1	
	-16	AN960-8								1	
	-17	MS20364-832								1	
	-18	AIEB								1	
	-19	AN526-832R8								4	
	-20	AN960-8								4	
-21	26-000-100								1		
-22	HKP								1		
	AGC 15								1		
-23	ZR-0075-1150-PF								1		
	OR 96-1.5										
-24	AN526-1032R14								2		
-25	AN960-10								2		
-26	AN364-1032C								2		
-27	DK-250								2		
-28	480303-0								2		
-29	583007-108								1		
-30	302040-6								1		
	MS24693-S273								2		
	AN 960-2								2		
	MS20364-1032								2		



Navigation Light Assembly, Wing
Figure 33-5

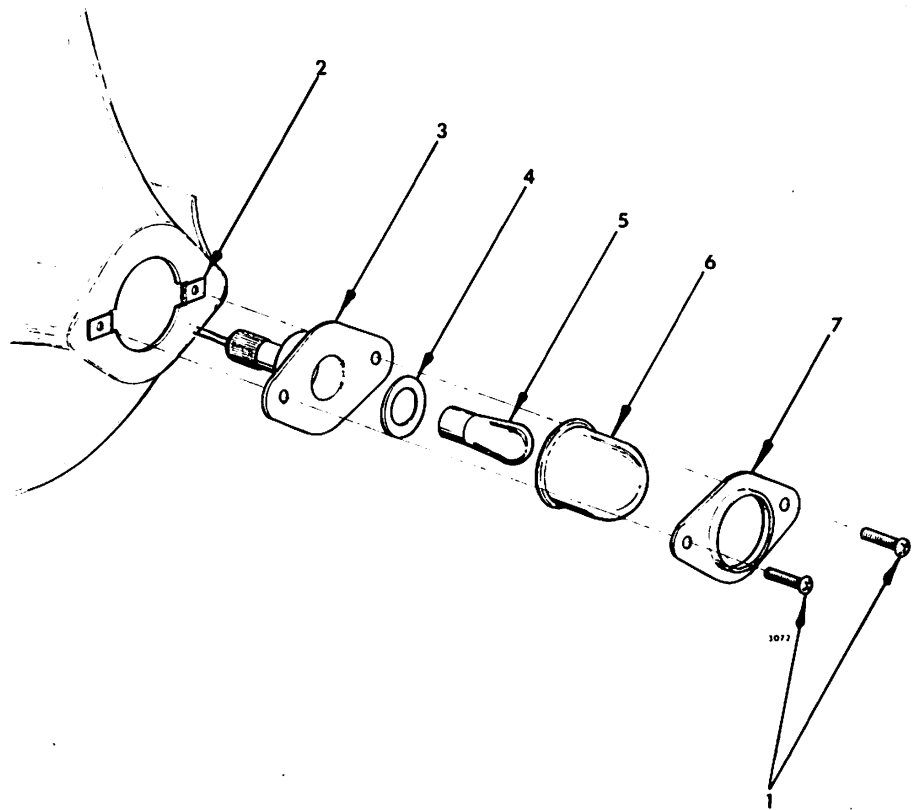

Figure & Index No.	Part Number	Nomenclature							Units Per Assy	Usable On Code	
		1	2	3	4	5	6	7			
33- 3 -	5804012-501	AR		
	5804012-505	1		
	201191-505	1		
	- 1	201191-5	1	
		201191-6	1	
	- 2	GAES1022Z8-10	8	
		A3135-017-24A	8	
	- 3	X2RDA	1	
	- 4	AN961-6	2	
		5804012-506	1	
	- 5	201191-506	1	
5804012-509		1		
5804012-504		1		
5804012-510		1		
- 6	5804012-504	1		
	AN526-632R10	4		
- 7	AN936-B6	4		
- 8	AN961-6	4		
- 9	A6-75	4		
	73-140	1		
- 10	120-50	1		
- 11	5803007-109	1		
	TA201-T	1		



Flashing Beacon Installation
Figure 33-4

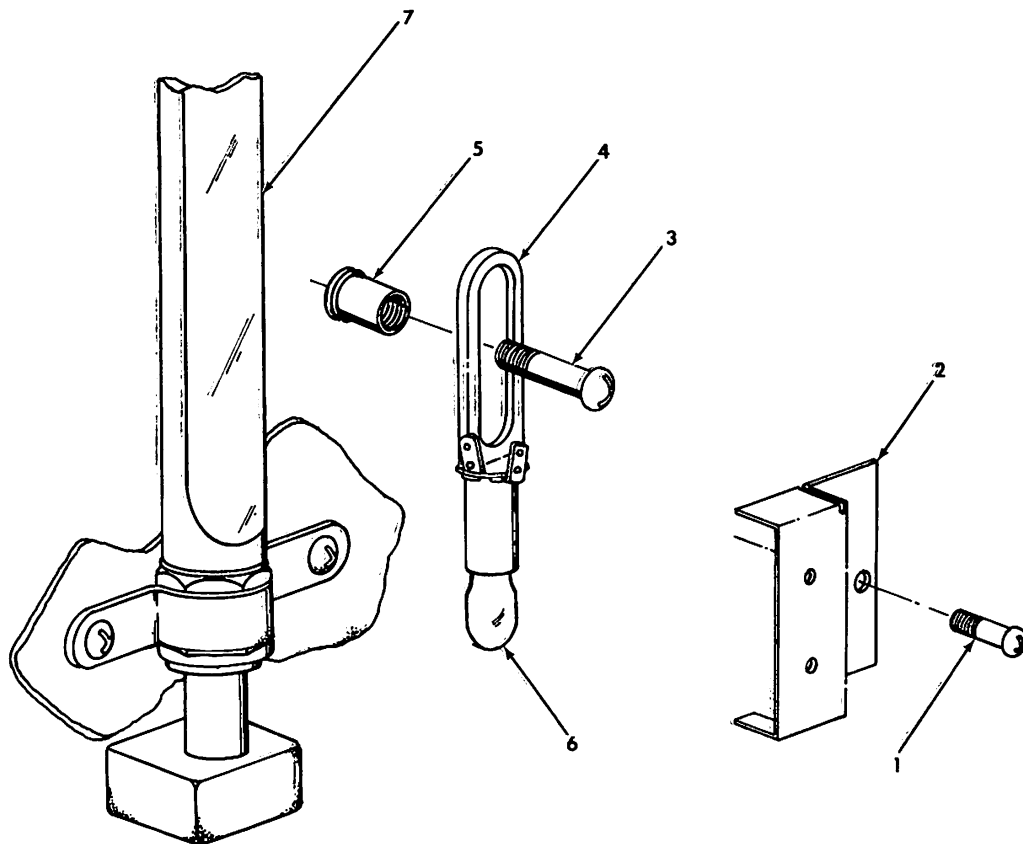
GRUMMAN AMERICAN AVIATION
AA-1C
ILLUSTRATED PARTS CATALOG

Figure & Index No.	Part Number	Nomenclature	Units Per Assy	Usable On Code
33- 5 -	NO NUMBER	. NAVIGATION LIGHT ASSEMBLY, WING (SEE FIGURE 57-2 FOR NHA.)	NP	
- 1	201183-5	. . . SHIELD (LH ONLY)	1	
	201183-6	. . . SHIELD (RH ONLY) (ATTACHING PARTS)	1	
- 2	GAES1021Z4-6	. . . SCREW	2	
- 3	A3135-017-24A	. . . WASHER (V78533)	2	
- 4	201191-5	. . . LENS, CLEAR (LH ONLY)	1	
	201191-6	. . . LENS, CLEAR (RH ONLY) (ATTACHING PARTS)	1	
- 5	MS24694-S6	. . . SCREW	6	
- 6	A3135-017-24A	. . . WASHER (V78533)	6	
- 7	A-1280-2	. . . LENS (LH ONLY) (V79214)	1	
	A-1280-3	. . . LENS (RH ONLY) (V79214)	1	
- 8	31-0745-1	. . . SHIELD (V79214) (ATTACHING PARTS)	1	
- 9	MS24693-S30	. . . SCREW	1	
-10	A1275A	. . . GASKET (V79214)	1	
-11	30-0009-35	. . . LIGHT ASSEMBLY (V79214) (ATTACHING PARTS)	1	
-12	MS24693-S26	. . . SCREW	1	
-13	1512	. . . LAMP (V79214)	1	
-14	201191-503	. . . SKIN ASSEMBLY, WING TIP	REF	



Navigation Light Assembly, Tail
Figure 33-6

◆ Figure & Index No.	Part Number	Nomenclature							Units Per Assy	Usable On Code
		1	2	3	4	5	6	7		
33- 6 -	A2064-A-1-1777	1	
- 1	GAES1021Z4-8	2	
- 2	A15263-4Z-1	2	
- 3	A-3510	1	
- 4	A-2109-3	1	
- 5	1777	1	
- 6	A-4513-1	1	
- 7	A-2108-A	1	



Fuel Measurement System Light Installation
Figure 33-7

GRUMMAN AMERICAN AVIATION

AA-1C

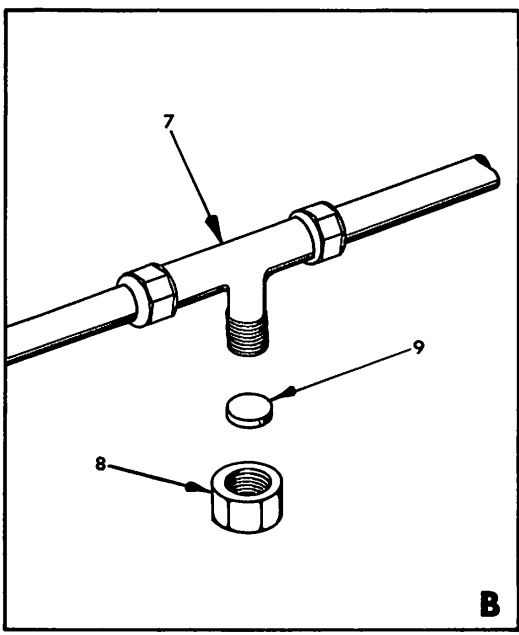
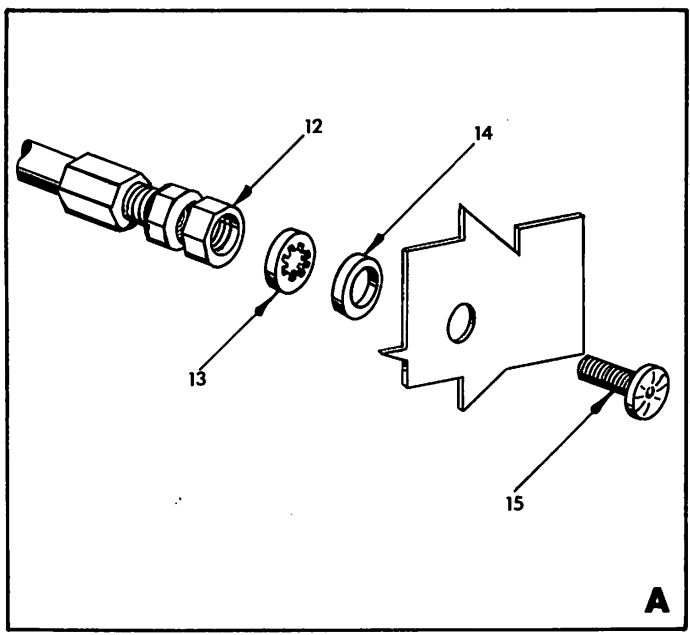
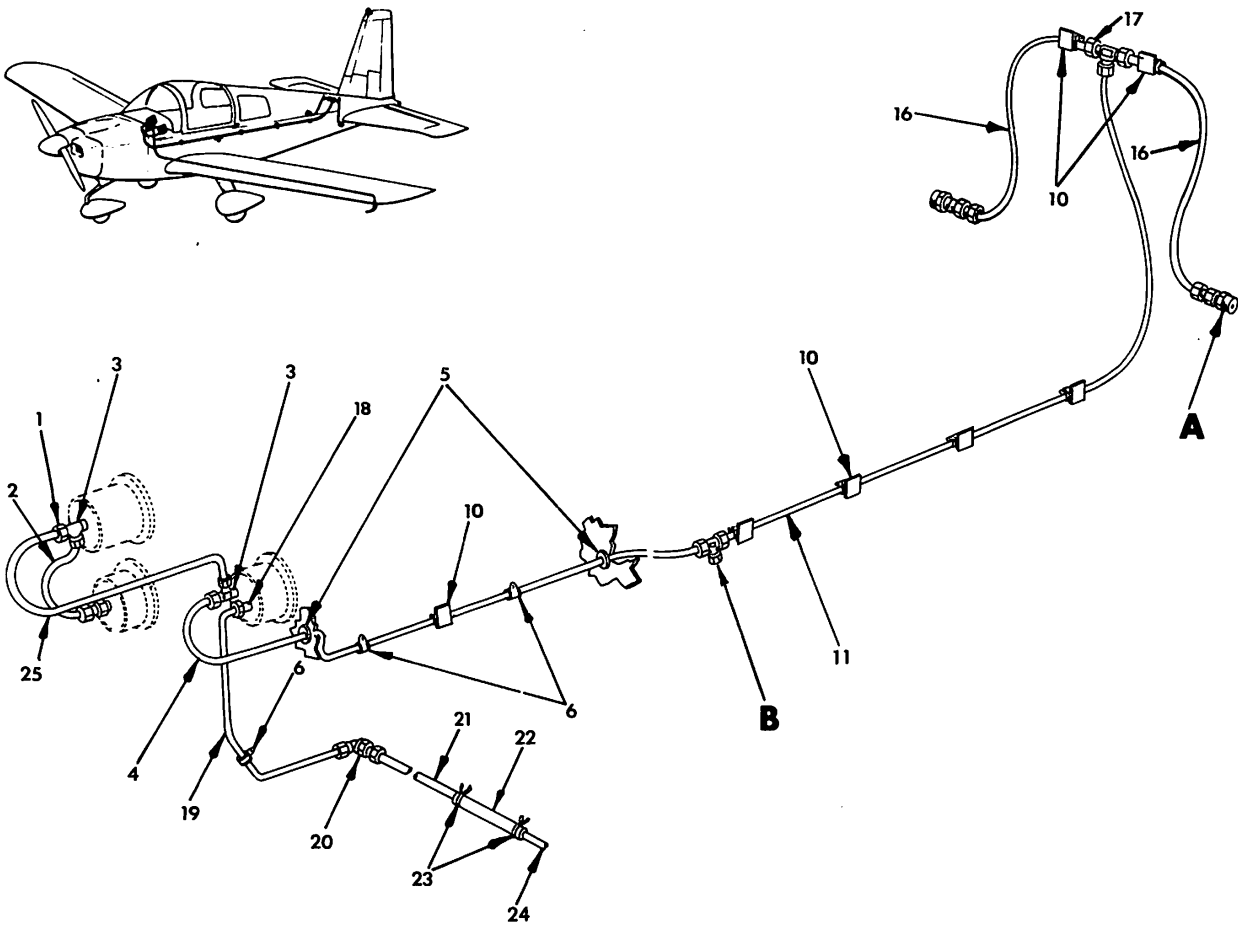
ILLUSTRATED PARTS CATALOG

Figure & Index No.	Part Number	Nomenclature							Units Per Assy	Usable On Code
		1	2	3	4	5	6	7		
33- 7 - - 1 - 2 - 3 - 4 - 5 - 6 - 7	102358-501	FUEL MEASUREMENT SYSTEM							1	
		LIGHT INSTALLATION (LH)								
		102358-502	FUEL MEASUREMENT SYSTEM						1	
			LIGHT INSTALLATION (RH)							
		GAES1021Z6-6	SCREW						1	
		102358-1	SHIELD (LH ONLY)						1	
		102358-2	SHIELD (RH ONLY)						1	
		AN526-832R8	SCREW						1	
		7-06	SOCKET (V95263)						1	
		A8-75	RIVNUT (V08431)						1	
	1816	LAMP (V79214)						1		
	401131-501	FUEL MEASUREMENT SYSTEM (SEE FIGURE 28-3 FOR NHA.)						REF		

CHAPTER 34
NAVIGATION
TABLE OF CONTENTS

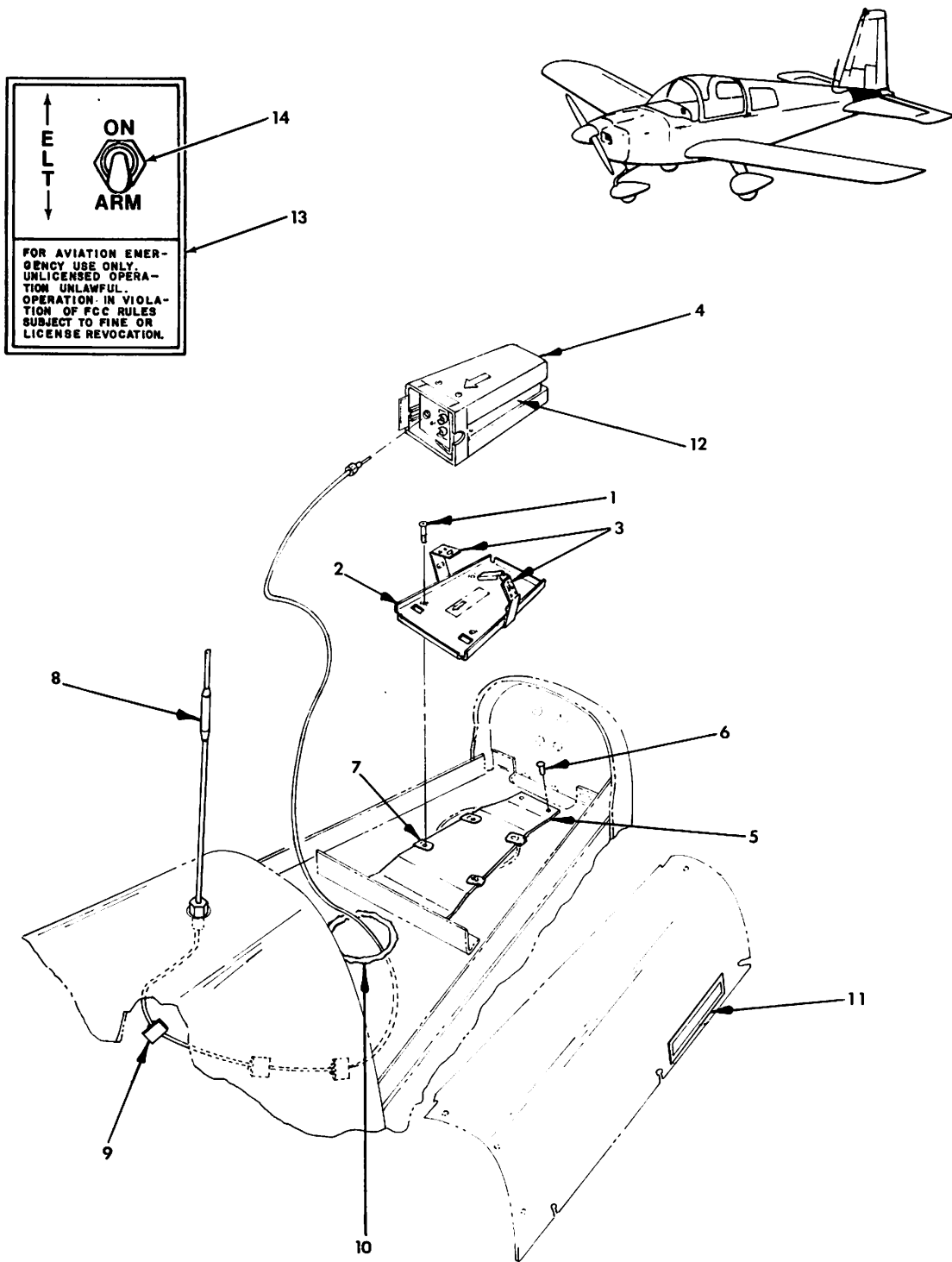
SUBJECT	FIGURE NUMBER
AIRSPEED SYSTEM INSTALLATION	34-1
EMERGENCY LOCATOR TRANSMITTER (ELT) INSTALLATION	34-2
STANDARD INSTRUMENT EQUIPMENT INSTALLATION	34-3
OPTIONAL INSTRUMENT EQUIPMENT INSTALLATION	34-4
INSTRUMENT PANEL INSTALLATION	34-5
MAGNETIC COMPASS INSTALLATION	34-6

GRUMMAN AMERICAN AVIATION
AA-1C
ILLUSTRATED PARTS CATALOG



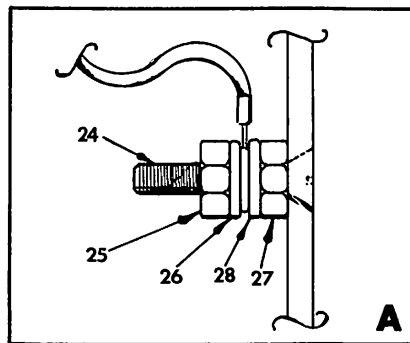
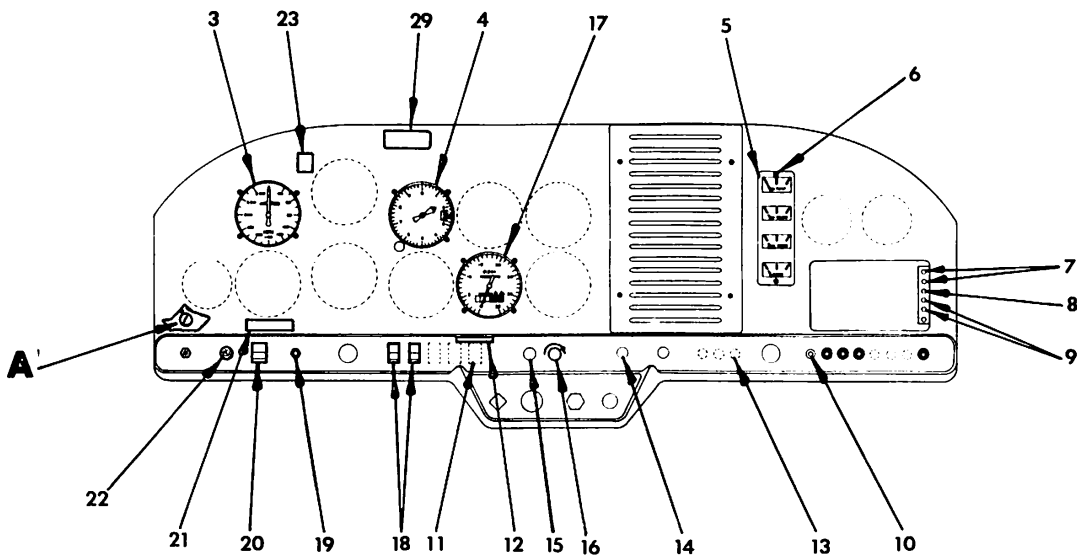

Airspeed System Installation
 Figure 34-1

Figure & Index No.	Part Number	Nomenclature							Units Per Assy	Usable On Code
		1	2	3	4	5	6	7		
34- 1	404011-502	1	
- 1	GAES1303-1	3	
- 2	404011-5	1	
- 3	GAES1302-1	1	
- 4	404011-11	1	
- 5	MS35489-6	2	
	AN526-832R8	1	
- 6	MS21919DG4	3	
	A8-75	3	
- 7	GAES1305-1	1	
- 8	1604-151	1	
- 9	404011-12	1	
	Y9132A	AR	
-10	DK-250	9	
	Y9032A	AR	
-11	404011-13	1	
-12	AN924-5D	2	
-13	AN960-816	2	
-14	AN936A816	2	
-15	404009-1	2	
-16	404011-8	2	
-17	GAES1304-1	1	
-18	AN816-4D	1	
-19	404011-14	1	
	AN818-4D	3	
	MS20819-4D	3	
-20	AN833-4D	1	
	AN924-4D	1	
	AN960-716	2	
-21	404011-1	1	
-22	404011-2	1	
-23	A-6	2	
-24	201001-5	REF	
-25	804004-1	REF	



Emergency Locator Transmitter (ELT) Installation
Figure 34-2

Figure & Index No.	Part Number	Nomenclature							Units Per Assy	Usable On Code
		1	2	3	4	5	6	7		
34- 2 -	802064-501	.	.	.	EMERGENCY LOCATOR TRANSMITTER (ELT)				AR	
	03716-0300	.	.	.	INSTALLATION (OPT)					
		.	.	.	ELT-10 TRANSMITTER ASSEMBLY (V93493)				1	
		.	.	.	ALTERNATE PART: EL-10C (V93493)					
		.	.	.	(ATTACHING PARTS)					
- 1	MS35206-244	.	.	.	SCREW				4	
- 2	57666-0001	.	.	.	ELT. MTG. BRACKET (V93493)				1	
- 3	57682-0101	.	.	.	MTG. BRACKET STRAP (V93493)				1	
- 4	57674-0001	.	.	.	BATTERY PACK (V93493)				1	
- 5	902032-501	.	.	.	BRACKET ASSEMBLY				1	
		.	.	.	(ATTACHING PARTS)					
- 6	MS20470AD4-5	.	.	.	RIVET				4	
- 7	RM52LHA4972-6-82	.	.	.	CLIP NUT (ESNA)				4	
- 8	01652-0101	.	.	.	ANTENNA ASSEMBLY (V93493)				1	
- 9	DK250	.	.	.	STICK CLAMP (V34785)				3	
-10	4516	.	.	.	CHAFE TAPE (V26066)				AR	
-11	5803007-59	.	.	.	PLACARD				1	
-12	57667-0001	.	.	.	PORTABLE ANTENNA (V93493)				1	
-13	5803007-117	.	.	.	PLACARD				1	A
-14	MLT-106D	.	.	.	SWITCH (V95146)				1	A
A 1978 MODELS										



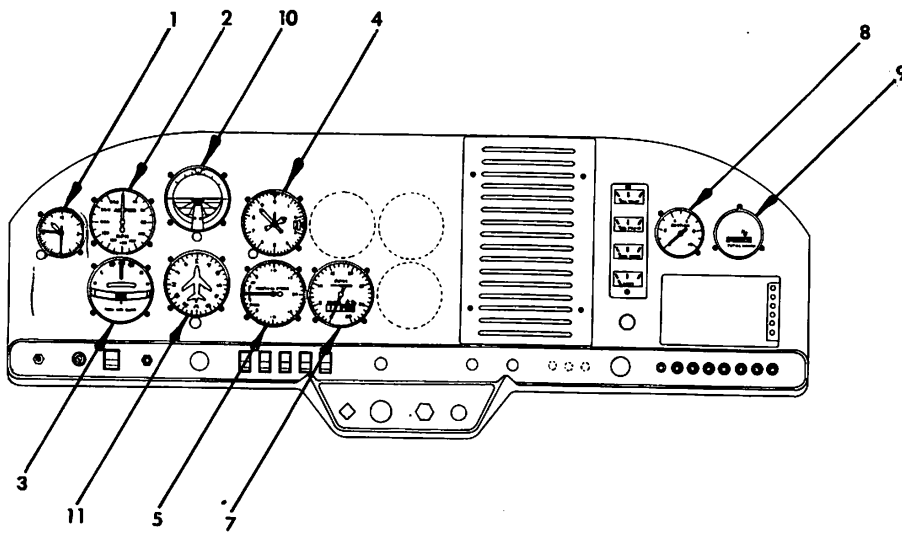

Standard Instrument Equipment Installation
Figure 34-3

GRUMMAN AMERICAN AVIATION

**AA-1C
ILLUSTRATED PARTS CATALOG**

Figure & Index No.	Part Number	Nomenclature	Units Per Assy	Usable On Code
34- 3 -	5102346-504	STANDARD INSTRUMENT EQUIPMENT INSTALLATION . . .	1	
- 1	NOT USED			
- 2	NOT USED			
- 3	801013-3	AIRSPED INDICATOR	1	
		(ATTACHING PARTS)		
	MS35214-29	SCREW	4	
	A8944-632-24J	SPEED NUT	4	
- 4	700-223	ALTIMETER (V07580)	1	
		(ATTACHING PARTS)		
	MS35214-31	SCREW	3	
	A8944-632-24J	SPEED NUT (V78533)	3	
- 5	5801015-2	GLASS	1	
- 6	5801010-501	CLUSTER ASSEMBLY (SEE FIGURE 77-2 FOR DETAIL BREAKDOWN.)	1	
- 7	AGC 5	FUSE (V71400)	2	
- 8	AGC 10	FUSE (V71400)	1	
- 9	AGC 15	FUSE (V71400)	2	
-10	HKP	FUSE, FUEL PUMP (V71400)	1	
	AGC 5	FUSE, FUEL PUMP (V71400)	1	
	AGC 15	FUSE, PITOT HEAT (V71400)	REF	
	AGC 15	FUSE, FLAPS (V71400)	1	
	AGC 5	FUSE, STALL WARNING (V71400)	1	
	AGC 5	FUSE, FUEL GAGES (V71400)	1	
	AGC 15	FUSE, FLASHING BEACON (V71400)	REF	
	AGC 10	FUSE, LDG LT (V71400)	1	
	AGC 5	FUSE, T&B (V71400)	1	
	AGC 10	FUSE, INST-NAV LTS (V71400)	1	
-11	L.T. DUMMY	DUMMY SWITCH	AR	
-12	5803007-91	PLACARD, NOT USED	AR	
		NOTE: L.T. DUMMY SWITCHES AND NOT USED PLACARDS ARE INSTALLED WHERE OPTIONAL EQUIPMENT IS NOT INSTALLED.		
-13	1648-001-60	CIRCUIT BREAKER (V05231)	1	
-14	MP-1600T-5	CIRCUIT BREAKER (V05231)	1	
-15	116	KNOB (V80813)	1	
		(ATTACHING PARTS)		
	AN565D8H4	SETSCREW	1	
-16	R50-30	RHEOSTAT (MEMCOR)	1	
	AN960-616L	WASHER	1	
	AN936A616	WASHER	1	
-17	801012-1	TACHOMETER	1	
		(ATTACHING PARTS)		
	MS35214-24	SCREW	4	
-18	TA201-TB-W	SWITCH (V73559)	2	
-19	9279	STARTER SWITCH (V13445)	1	
-20	T1G151-2C-RD-D1-PN	MASTER SWITCH (V73559)	1	
-21	5803009-1	REGISTRATION PLATE (CANADIAN AIRPLANES ONLY)	AR	
		(ATTACHING PARTS)		
	1601-0410	RIVET (V19738)	2	
-22	10-357290-1	MAGNETO SWITCH	1	
-23	803007-67	PLACARD, STALL SPEED	1	
-24	MS24693-S275	SCREW, GROUND WIRING	1	
		(ATTACHING PARTS)		
-25	MS20364-1032	NUT	1	

Figure & Index No.	Part Number	Nomenclature 1 2 3 4 5 6 7	Units Per Assy	Usable On Code
34-3 -26 -27 -28 -29	AN960-10L MS35650-302 AN936B10 803007-56	. . WASHER NUT WASHER PLACARD, SPINS PROHIBITED	1 1 1 1	



Optional Instrument Equipment Installation
Figure 34-4

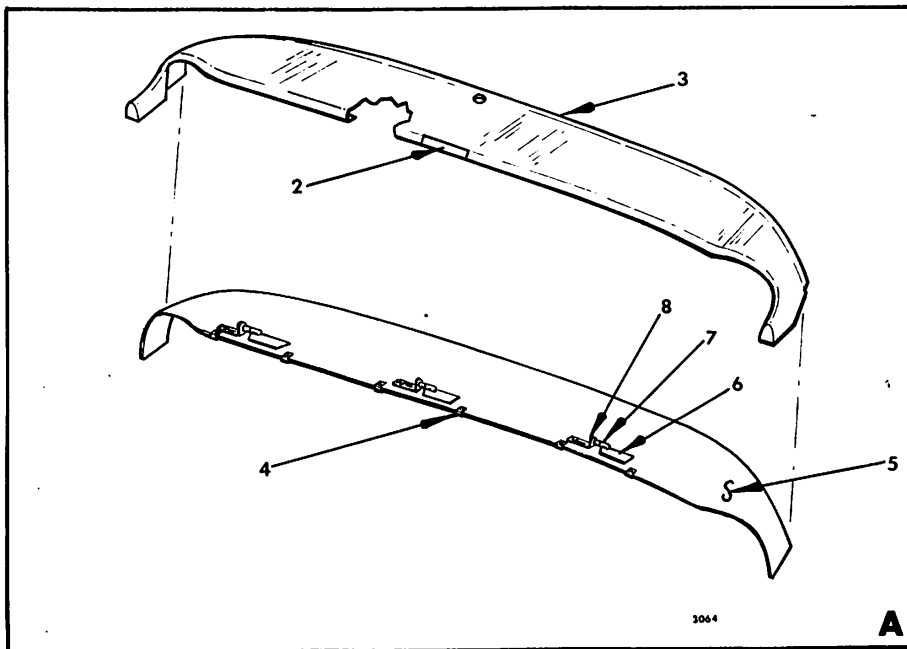
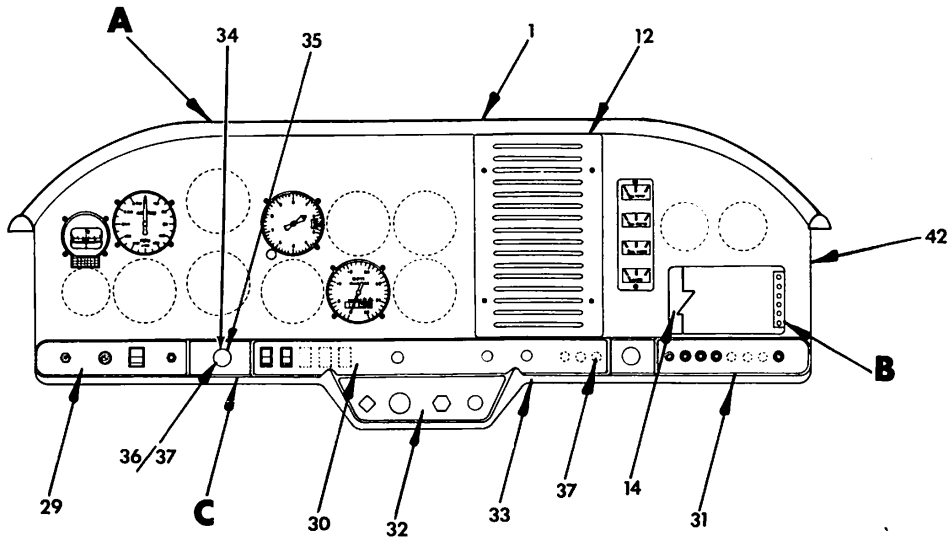

GRUMMAN AMERICAN AVIATION

AA-1C

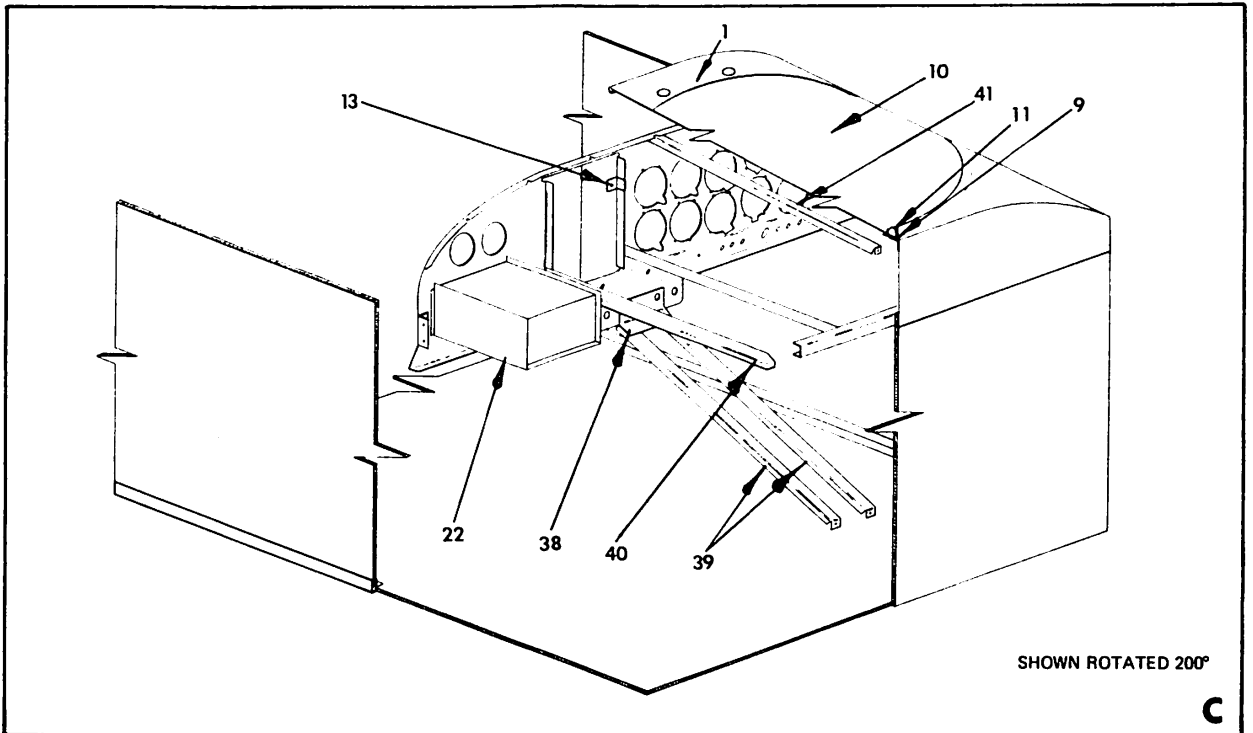
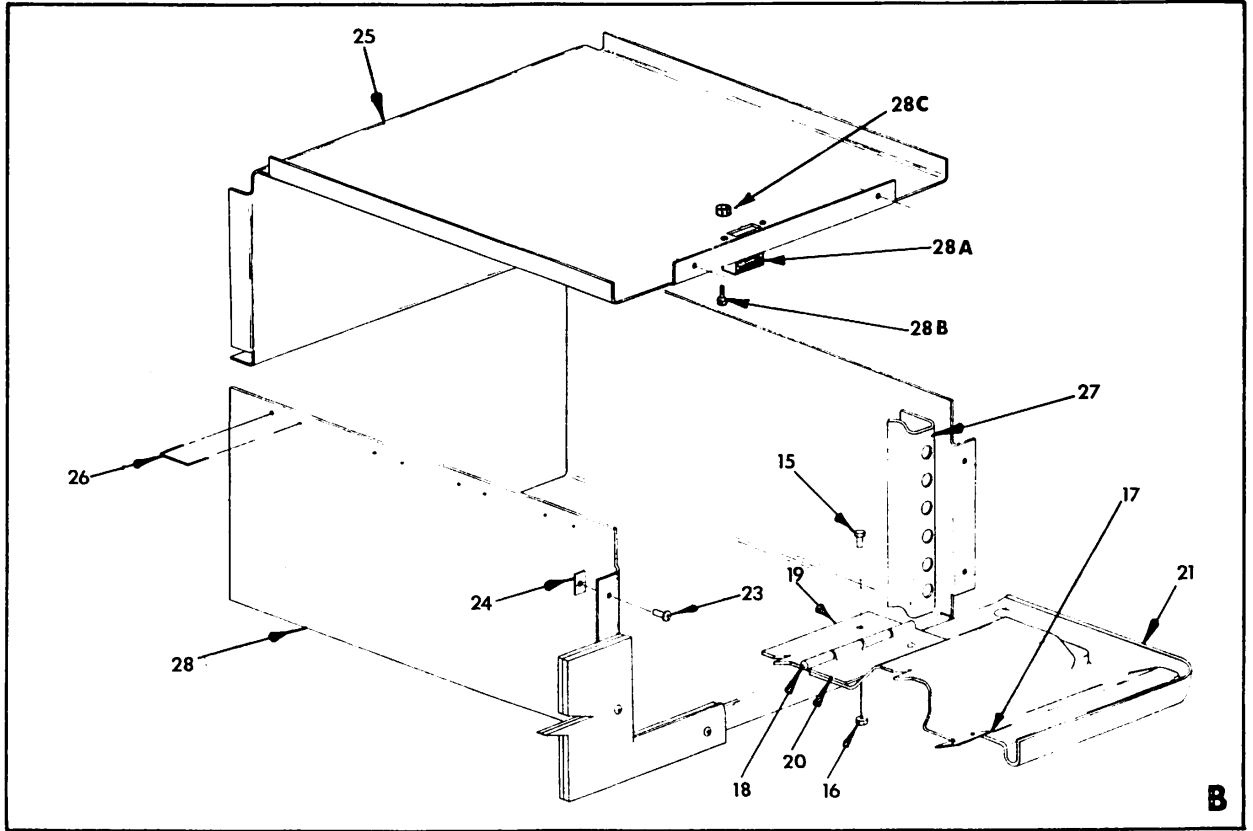
ILLUSTRATED PARTS CATALOG

Figure & Index No.	Part Number	Nomenclature	Units Per Assy	Usable On Code		
					1	2
34- 4 -	804010-510	OPTIONAL INSTRUMENT EQUIPMENT INSTALLATION,	AR			
	804012-502	INSTRUMENT PANEL	1			
- 1	CA-7212	CLOCK INSTALLATION	1			
		CLOCK (V26988)	1			
		(ATTACHING PARTS)				
	AN515B16R2	SCREW	2			
- 2	5804024-2	AIRSPED INDICATOR TAS (REPLACES 801013-3	1			
		USE SAME ATTACHING PARTS.)				
- 3	804009-501	TURN AND BANK INSTALLATION	AR			
	12W2A2S	TURN AND BANK INDICATOR	1			
		(ATTACHING PARTS)				
	MS35214-29	SCREW	4			
	A8944-632-24J	SPEED NUT (V78533)	4			
		-----*				
	HKP	FUSE HOLDER (V71400)	1			
	AGC 2	FUSE (V71400)	1			
	804009-502	TURN COORDINATOR INSTALLATION	AR			
	TC100(12)	TURN COORDINATOR (V27747)	1			
		(ATTACHING PARTS)				
	MS35214-29	SCREW	4			
	A8944-632-24J	SPEED NUT (V78533)	4			
		-----*				
	MS3106A10SL-3S	CONNECTOR	1			
	HKP	FUSE HOLDER (V71400)	1			
	AGC 2	FUSE (V71400)	1			
	804009-503	TURN COORDINATOR INSTALLATION	AR			
	RCA80A-9	TURN COORDINATOR (V80510)	1			
		(ATTACHING PARTS)				
	MS35214-29	SCREW	4			
	A8944-632-24J	SPEED NUT (V78533)	4			
		-----*				
	MS3106A10SL-3S	CONNECTOR	1			
	HKP	FUSE HOLDER (V71400)	1			
	AGC 2	FUSE (V71400)	1			
	804009-504	TURN COORDINATOR INSTALLATION	AR			
	4245-8	TURN COORDINATOR (V06987)	1			
		(ATTACHING PARTS)				
	MS35214-29	SCREW	4			
	A8944-632-24J	SPEED NUT (V78533)	4			
		-----*				
	MS3106A10SL-3S	CONNECTOR	1			
	HKP	FUSE HOLDER (V71400)	1			
	AGC 2	FUSE (V71400)	1			
	804009-505	TURN COORDINATOR INSTALLATION	AR			
	4245-8	TURN COORDINATOR (V06987)	1			
		(ATTACHING PARTS)				
	MS35214-29	SCREW	4			
	A8944-632-24J	SPEED NUT (V78533)	4			
		-----*				
	MS3106A10SL-3S	CONNECTOR	1			
	HKP	FUSE HOLDER (V71400)	1			
	AGC 5	FUSE (V71400)	1			
	804009-506	TURN AND BANK INSTALLATION	AR			
	2800-17	TURN AND BANK INDICATOR (V06987)	1			
		(ATTACHING PARTS)				
	MS35214-29	SCREW	4			
	A8944-632-24J	SPEED NUT (V78533)	4			
		-----*				
	804009-507	TURN COORDINATOR	AR			
		(ATTACHING PARTS)				
	MS35214-29	SCREW	4			
	A8944-632-24J	SPEED NUT	4			
		-----*				

Figure & Index No.	Part Number	Nomenclature	Units	Usable On Code
			Per Assy	
		1 2 3 4 5 6 7		
34- 4 -	HKP	. . . FUSE HOLDER (V71400)	1	
	AGC 2	. . . FUSE (V71400)	1	
- 4	12003	. . . SENSITIVE ALTIMETER (V11824)	1	
	5932FM	. . . SENSITIVE ALTIMETER (V16455)	1	
- 5	804004-501	. . . VERTICAL SPEED INSTALLATION	AR	
	SP1403-1-AA	. . . VERTICAL SPEED INDICATOR (STANDARD PRECISION) ALTERNATE PART: 7000 (V16455) (ATTACHING PARTS)	1	
	AN515B6R12	. . . SCREW	3	
	A8944-632-24J	. . . SPEED NUT (V78533)	3	
	268-N	. . . CONNECTOR, 1/4 X 1/8 (V13174)	1	
	804004-1	. . . TUBING	1	
	271-N	. . . TEE, 1/4 X 1/8 (V13174)	1	
- 6	NOT USED			
- 7	801012-1	. . . TACHOMETER (SEE FIGURE 34-3 FOR DETAIL BREAKDOWN)	REF	
- 8	5801007-1	. . . VACUUM GAGE (SEE FIGURE 37-1 FOR DETAIL BREAKDOWN)	REF	
- 9	M-5600	. . . HOURMETER (V74400) (SEE FIGURE 77-2 FOR DETAIL BREAKDOWN)	REF	
-10	K5494-07	. . . HORIZON GYRO (V80510) (SEE FIGURE 37-1 FOR DETAIL BREAKDOWN)	REF	
-11	J8000-5	. . . DIRECTIONAL GYRO (V80510) (SEE FIGURE 37-1 FOR DETAIL BREAKDOWN)	REF	
	5804056-2	. . . AIRSPEED INDICATOR	1	



Instrument Panel Installation (Sheet 1 of 2)
Figure 34-5



Instrument Panel Installation (Sheet 2 of 2)
Figure 34-5

GRUMMAN AMERICAN AVIATION

AA-1C
ILLUSTRATED PARTS CATALOG

Figure & Index No.	Part Number	Nomenclature	Units Per Assy	Usable On Code
34- 5 -- - 1	102314-504	INSTRUMENT PANEL INSTALLATION	1	
	102338-501	GLARESHIELD ASSEMBLY (ATTACHING PARTS)	1	
	MS24693-BB29	SCREW	11	
	A3236-012-4	WASHER	11	
	RM52LHA4972-5-62	CLIP NUT	10	
- 2	803007-34	PLACARD, NO HOLD	1	
- 3	102338-1	GLARESHIELD (ATTACHING PARTS)	1	
- 4	GAES1021Z6-6B A6014-6Z-1	SCREW CLIP NUT (TINNERMAN)	8 8	
- 5	102338-4	GLARESHIELD	1	
- 6	102338-7	LENS	3	
- 7	1816	LAMP, CLEAR	3	
- 8	7-06	SOCKET (LEECRAFT) (ATTACHING PARTS)	3	
	GAES1021Z6-6B A6014-6Z-1	SCREW CLIP NUT	3 3	
- 9	Y9040	TAPE (V26066)	AR	
	4303-4	SEAL	AR	
-10	102355-1	DECK	1	A
	102355-501	DECK ASSEMBLY (SEE FIGURE 21-1 FOR DEFROSTER VENTS.)	1	B
-11	Y9132B	VINYL FOAM TAPE	AR	
-12	102329-2	CLOSURE, RADIO SPACE (ATTACHING PARTS)	1	
	GAES1021Z6-6B NAS395-2-3	SCREW CLIP NUT	4 4	
-13	102314-2	BRACKET NOTE: QUANTITY AND LOCATION OF 102314-2 BRACKETS AND ATTACHING PARTS WILL VARY WITH RADIO EQUIPMENT INSTALLED. (ATTACHING PARTS)	AR	
	GAES1021Z6-6B A1181-6Z-1	SCREW NUT	1 1	
-14	102360-502	DOOR ASSEMBLY, GLOVE COMPARTMENT	1	A
	102360-504	DOOR ASSEMBLY, GLOVE COMPARTMENT (ATTACHING PARTS)	1	B
-15	GAES1021Z6-6B	SCREW	2	
-16	A1181-6Z-1	NUT	2	
-17	102360-6	LATCH	1	A
	102360-9	LATCH (ATTACHING PARTS)	1	B
	MS20470AD3-3	RIVET	2	
-18	102360-5	PIN	1	
-19	102360-3	HALF HINGE	1	
-20	102360-4	HALF HINGE (ATTACHING PARTS)	1	
	MS20470AD3-3	RIVET	2	
-21	102360-7	DOOR	1	
-22	102318-501	BOX ASSEMBLY, GLOVE COMPARTMENT	1	A
	102318-502	BOX ASSEMBLY, GLOVE COMPARTMENT (ATTACHING PARTS)	1	B
-23	GAES1021A4-6	SCREW	8	
-24	A1776-4Z-1	NUT	8	

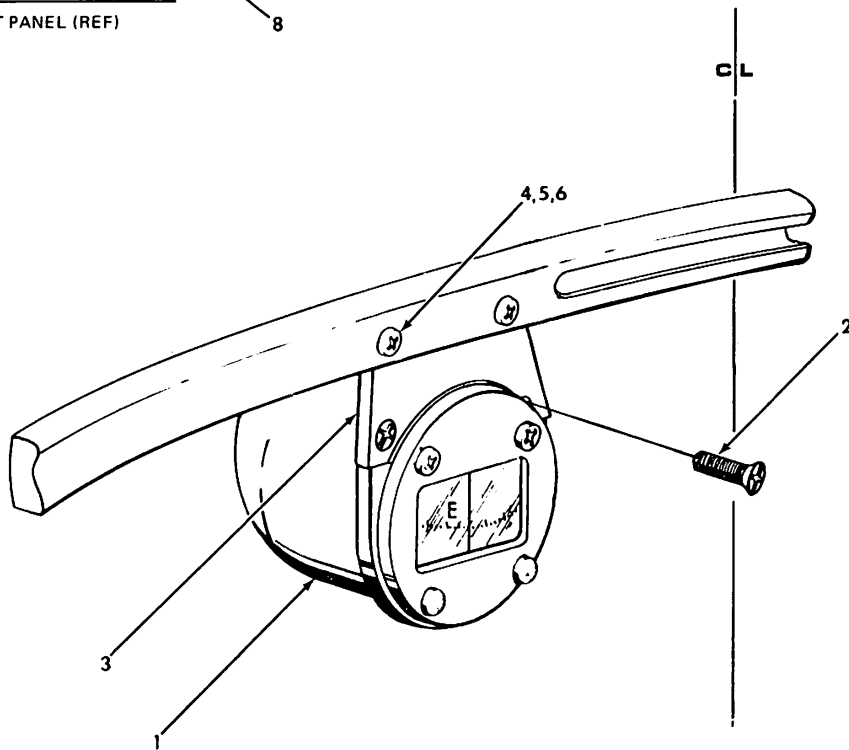

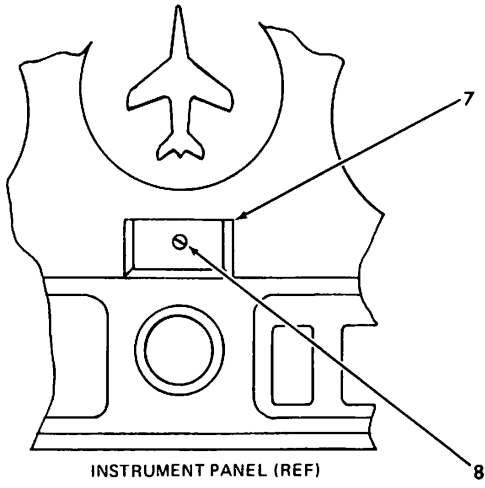
GRUMMAN AMERICAN AVIATION

**AA-1C
ILLUSTRATED PARTS CATALOG**

Figure & Index No.	Part Number	Nomenclature							Units Per Assy	Usable On Code
		1	2	3	4	5	6	7		
34- 5	-25	102318-1	.	.	.	TOP	.	.	1	
	-26	102318-3	.	.	.	METAL STITCH	.	.	14	
	-27	402011-501	.	.	.	HOLDER ASSEMBLY, SPARE FUSE	.	.	1	
		Y9122	.	.	.	PRESSURE SENSITIVE TAPE (V26066)	.	.	1	
			.	.	.	(0.031 X 0.75 X 3.25)	.	.		
		402011-1	.	.	.	HOLDER	.	.	1	
		Y9132B	.	.	.	VINYL FOAM TAPE (V26066)	.	.	1	
			.	.	.	(0.125 X 0.50 X 3.25)	.	.		
	-28	102318-2	.	.	.	BOTTOM	.	.	1	
	-28A	144	.	.	.	MAGNETIC CATCH	.	.	1	B
			.	.	.	(ATTACHING PARTS)	.	.		
	-28B	GAES1021Z6-6B	.	.	.	SCREW	.	.	2	B
	-28C	A1181-6Z-1	.	.	.	NUT	.	.	2	B
			.	.	.	(ATTACHING PARTS)	.	.		
	-29	5102315-503	.	.	.	BASE PANEL COVER ASSEMBLY	.	.	1	
	-30	5803007-5	.	.	.	PLACARD (LH)	.	.	1	
	-31	5803007-89	.	.	.	PLACARD (CENTER)	.	.	1	
	-32	5803007-90	.	.	.	PLACARD (RH)	.	.	1	
	-33	5803007-92	.	.	.	PLACARD (LOWER)	.	.	1	
	-34	5102315-3	.	.	.	BASE PANEL COVER	.	.	1	
	-35	602118-1	.	.	.	CONTROL WHEEL LOCK SLEEVE	.	.	1	
		602116-1	.	.	.	BEARING CUP	.	.	1	
			.	.	.	(ATTACHING PARTS)	.	.		
		MS20470AD4-5	.	.	.	RIVET	.	.	4	
	-36	602117-501	.	.	.	BEARING ASSEMBLY	.	.	1	
		602117-1	.	.	.	BALL	.	.	1	
		602117-2	.	.	.	RACE	.	.	1	
	-37	SS51338-P5001	.	.	.	HOLE PLUG (BARCO)	.	.	AR	
	-38	102352-1	.	.	.	INSTRUMENT PANEL HANGER BRACKET	.	.	1	
	-39	102351-1	.	.	.	INSTRUMENT PANEL SUPPORT BRACKET	.	.	2	
			.	.	.	(ATTACHING PARTS)	.	.		
		1601-0410	.	.	.	RIVET	.	.	4	
	-40	102342-1	.	.	.	SUPPORT, RADIO (LH)	.	.	1	
			.	.	.	(ATTACHING PARTS)	.	.		
		AN509-8R6	.	.	.	SCREW	.	.	1	
		NAS220-8	.	.	.	SCREW	.	.	1	
		AN960-8	.	.	.	WASHER	.	.	2	
		MS20364-832	.	.	.	NUT	.	.	2	
			.	.	.	(ATTACHING PARTS)	.	.		
		102342-2	.	.	.	SUPPORT, RADIO (RH)	.	.	1	
			.	.	.	(ATTACHING PARTS)	.	.		
		AN509-8R6	.	.	.	SCREW	.	.	1	
		NAS220-8	.	.	.	SCREW	.	.	1	
		AN960-8	.	.	.	WASHER	.	.	2	
		MS20364-832	.	.	.	NUT	.	.	2	
	-41	102341-1	.	.	.	INSTRUMENT PANEL BRACE	.	.	1	
			.	.	.	(ATTACHING PARTS)	.	.		
		MS24693-BB29	.	.	.	SCREW	.	.	1	
		A3236-012-4	.	.	.	WASHER	.	.	1	
		A6K120	.	.	.	RIVNUT	.	.	1	
		AN526-1032R6	.	.	.	SCREW	.	.	1	
		AN960-10L	.	.	.	WASHER	.	.	1	
		MS20364-1032	.	.	.	NUT	.	.	1	
	-42	102340-4	.	.	.	INSTRUMENT PANEL COVER	.	.	1	
		102312-4	.	.	.	INSTRUMENT PANEL	.	.	1	
			.	.	.	(ATTACHING PARTS)	.	.		
		NAS220-8	.	.	.	SCREW	.	.	4	
		AN960-8	.	.	.	WASHER	.	.	4	
		MS20364-832	.	.	.	NUT	.	.	4	
			.	.	.	(ATTACHING PARTS)	.	.		

A = 1977 MODELS

B = 1978 MODELS



Magnetic Compass Installation
Figure 34-6

GRUMMAN AMERICAN AVIATION

**AA-1C
ILLUSTRATED PARTS CATALOG**

Figure & Index No.	Part Number	Nomenclature							Units Per Assy	Usable On Code
		1	2	3	4	5	6	7		
34- 6 - 1 - 2 - 3 - 4 - 5 - 6 - 7 - 8	801017-501	REF	
	C2350L4M23	1	
	AN515B6R12	2	
	801017-1	1	
	MS24693S29	2	
	AN960-6L	REF	
	MS20364-632	REF	
	C23-805	1	
	GAES102Z4-6	1	
	C23-806	1	
	C23-808	1	

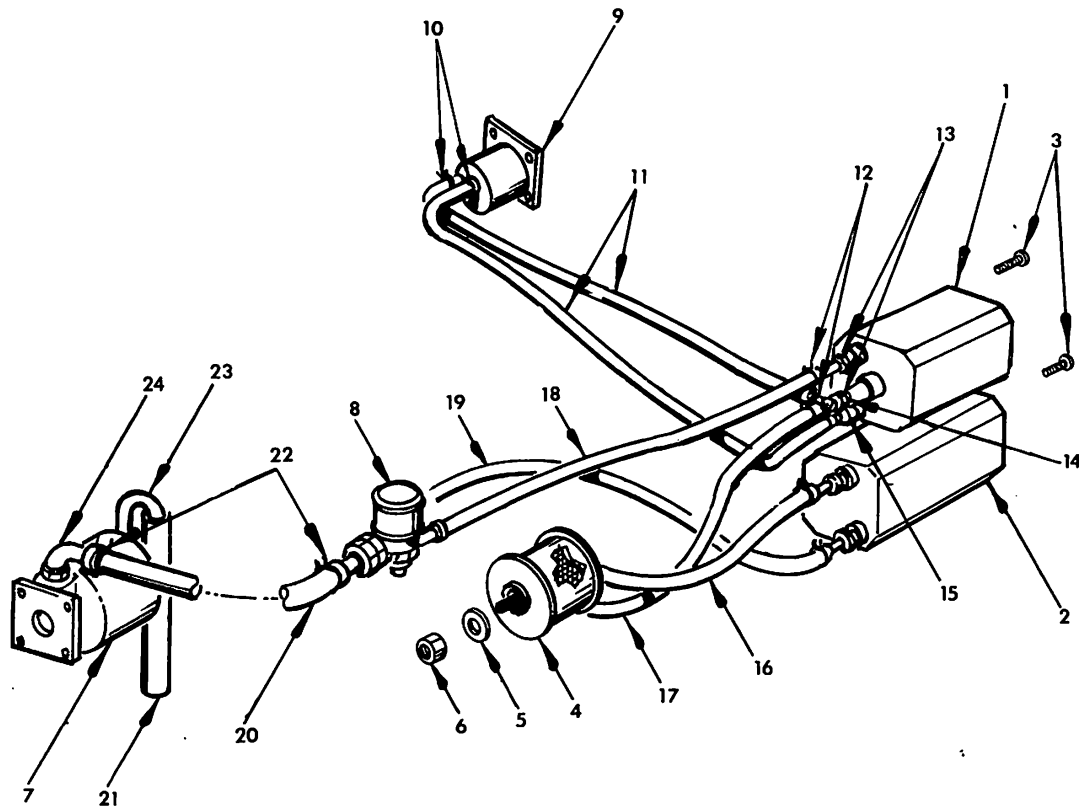

CHAPTER 37
VACUUM SYSTEM
TABLE OF CONTENTS

SUBJECT

VACUUM SYSTEM INSTALLATION

FIGURE
NUMBER

37-1



**Vacuum System Installation
Figure 37-1**

GRUMMAN AMERICAN AVIATION

AA-1C

ILLUSTRATED PARTS CATALOG

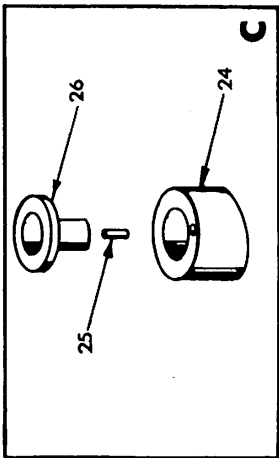
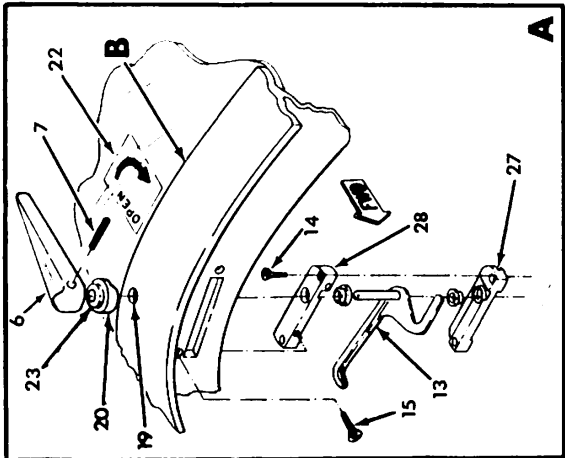
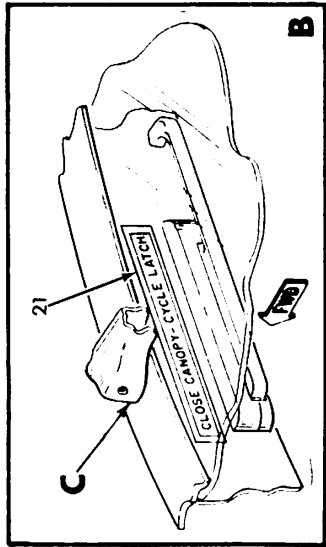
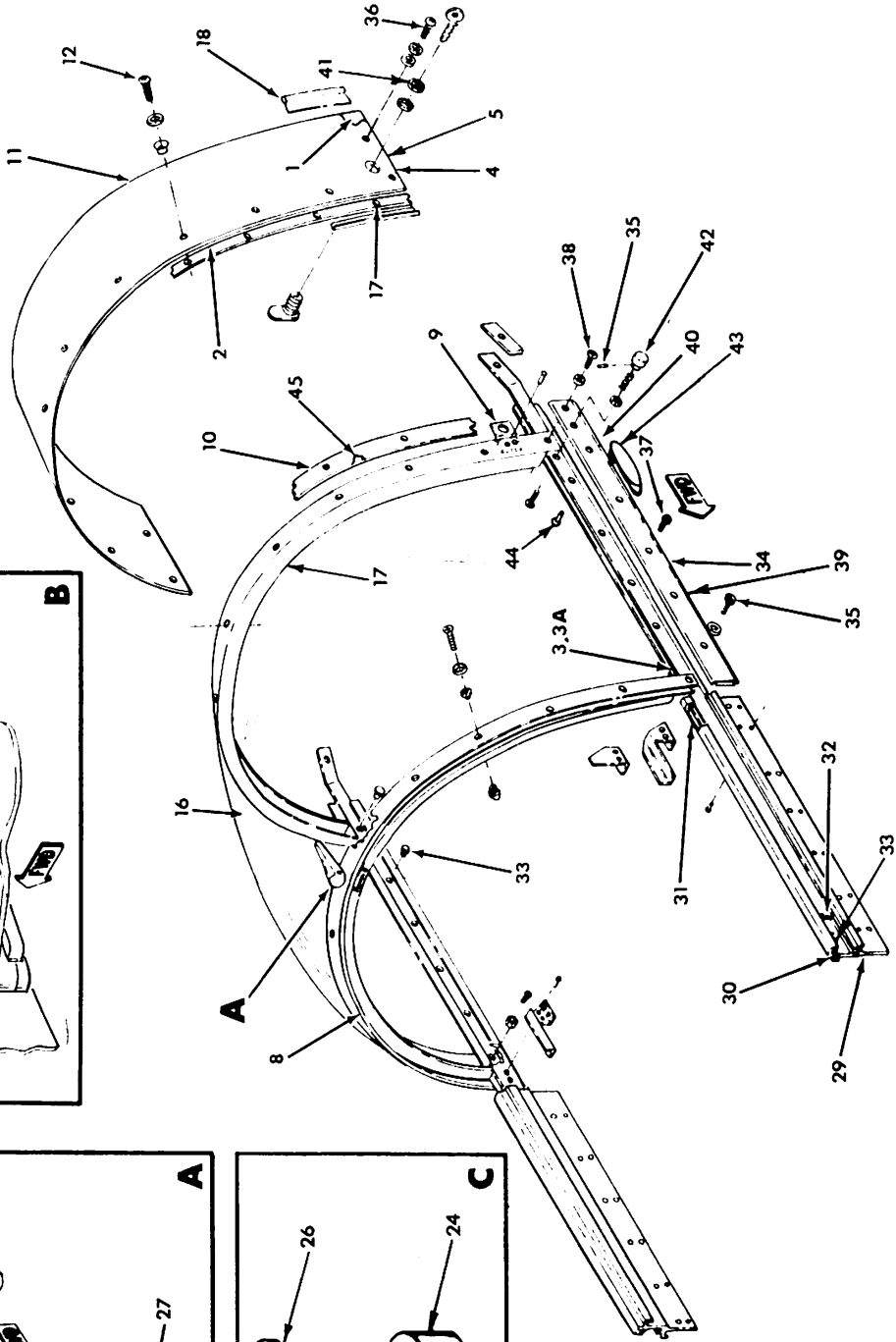

Figure & Index No.	Part Number	Nomenclature							Units Per Assy	Usable On Code
		1	2	3	4	5	6	7		
37- 1 -	405002-503	AR	
- 1	K5494-07	1	
	SP7710-1-AA	1	
	300-3CF	1	
	23-501-06	1	
- 2	J8000-05	1	
	SP7610-1-AA	1	
	200-5	1	
	1U262-001-1	1	
			
- 3	AN515B6R8	7	
			
- 4	1J7-1	1	
	EBG03-0003	1	
			
- 5	AN960-10	1	
- 6	MS20365-1032	1	
			
- 7	211CC	1	
- 8	133A4	1	
	133A16	1	
	2H3-12	1	
	B3-5-1	1	
- 9	5801007-1	1	
-10	A6	4	
-11	405002-2	2	
-12	A-10	8	
-13	1K10-4-6	3	
-14	1K31-1	1	
-15	AN840-4D	1	
-16	5405002-4	1	
-17	5405002-3	1	
-18	5405002-5	1	
-19	5405002-6	1	
-20	MIL-H-5593-10-0170	1	
-21	MIL-H-5593-8-0080	1	
-22	A-14	2	
-23	1K8-6-8	1	
-24	1K1-6-10	1	

CHAPTER 52

DOORS

TABLE OF CONTENTS

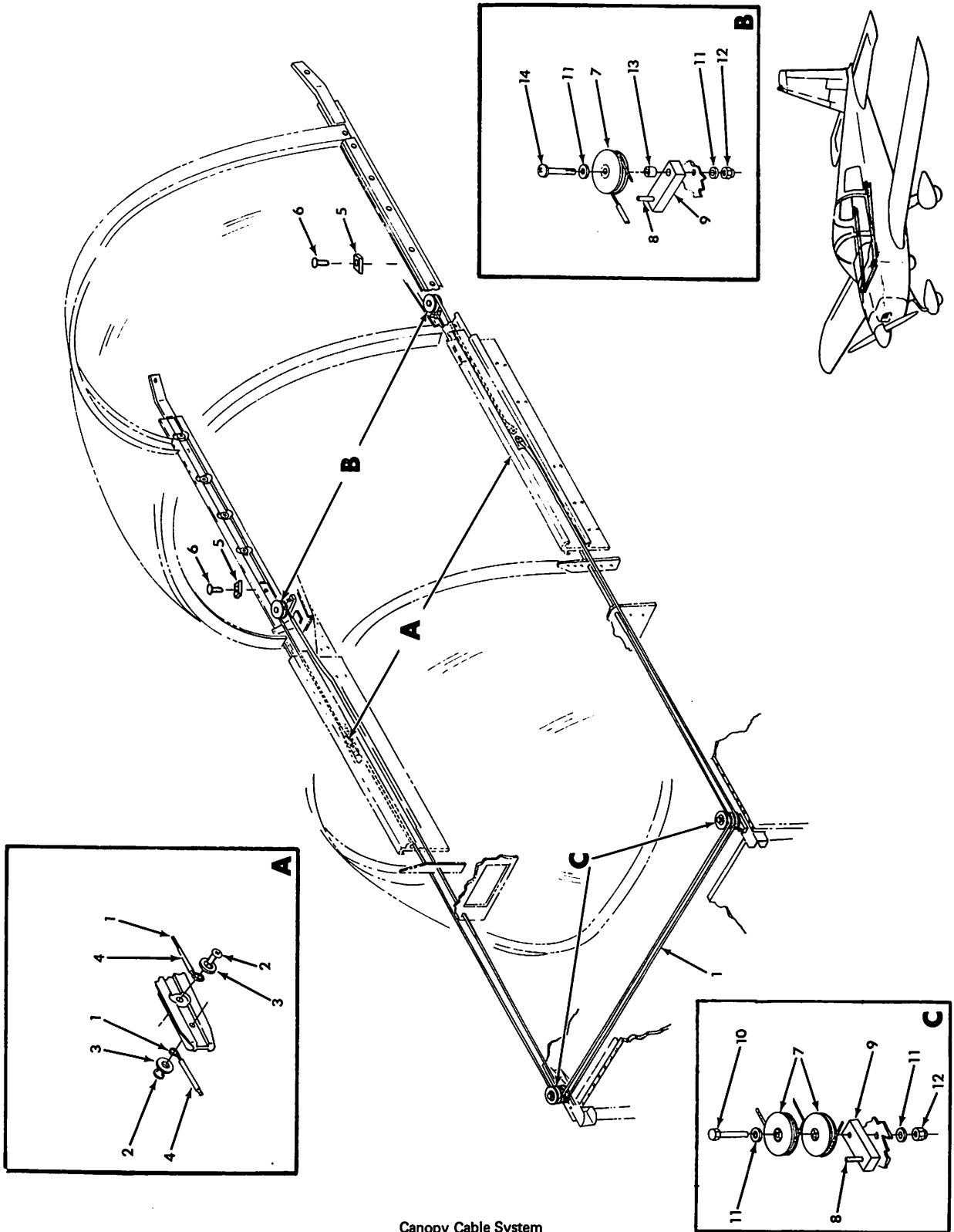
SUBJECT	FIGURE NUMBER
CANOPY ASSEMBLY AND INSTALLATION	52-1
CANOPY CABLE SYSTEM	52-2
TAIL INSPECTION COVER INSTALLATION	52-3
OUTER TRACK ASSEMBLY	52-4



Canopy Assembly and Installation
Figure 52-1

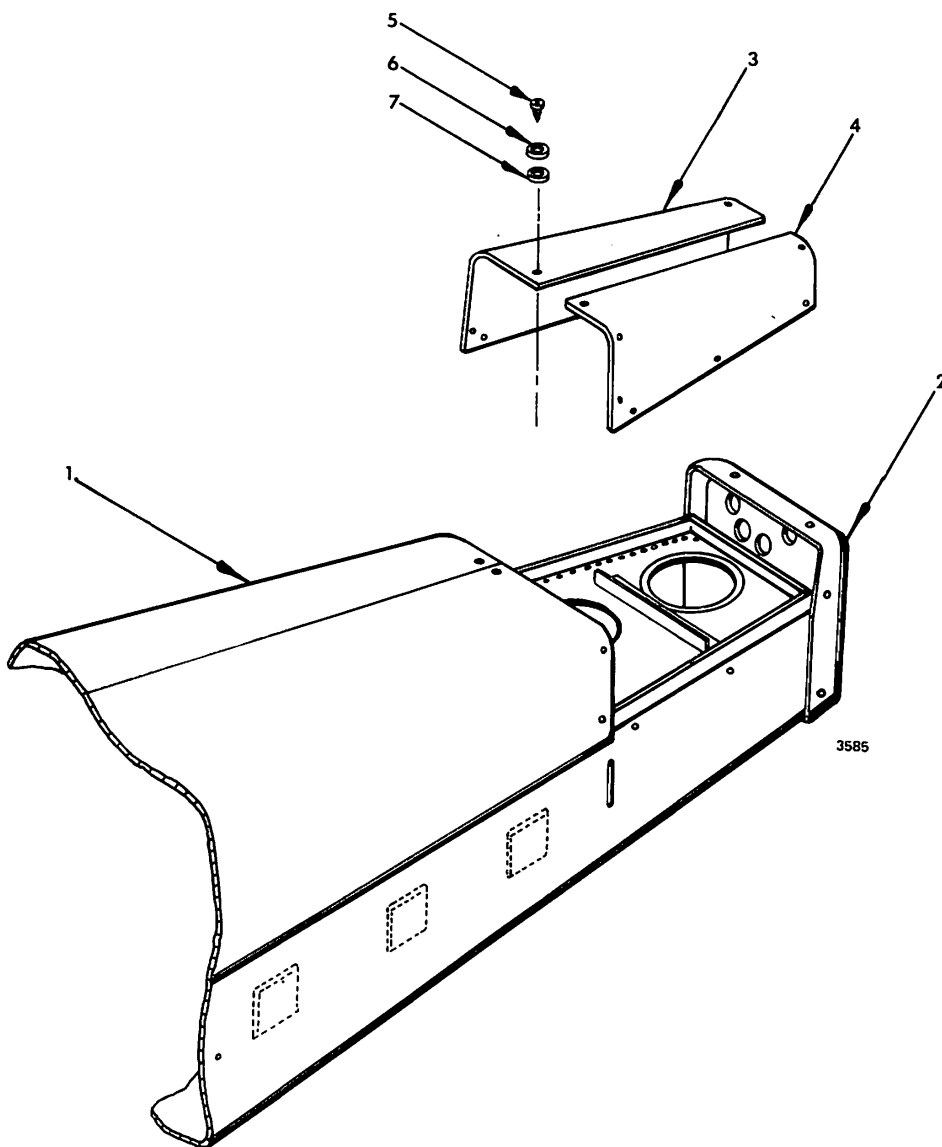
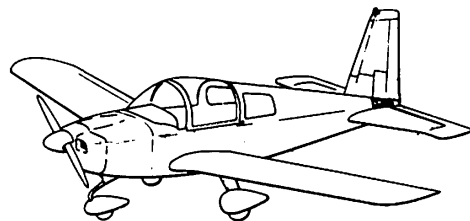
Figure & Index No.	Part Number	Nomenclature	1 2 3 4 5 6 7							Units Per Assy	Usable On Code	
52- 1 -	102395-505	CANOPY ASSEMBLY AND INSTALLATION (CLEAR)								1		
	102395-506	CANOPY ASSEMBLY (STD)								1		
	102395-507	CANOPY ASSEMBLY AND INSTALLATION (TINTED)								AR		
	102395-508	CANOPY ASSEMBLY (OPT)								1		
	- 1	102395-1	VINYL FOAM TAPE								2	
	- 2	102395-2	VINYL FOAM TAPE								1	
	- 3	102395-3	VINYL FOAM TAPE								2	
	- 3A	102395-7	SEAL								1	
	- 4	102395-4	VINYL FOAM TAPE								1	
	- 5	102395-6	URETHANE FOAM								2	
	- 6	102430-1	HANDLE								1	
	- 7	52-028-125-0750	ROLL PIN (ESNA)								1	
	- 8	102391-2	CANOPY BOW (FWD) SEE 102395-901								NP	
	- 9	102284-1	BRACKET, CANOPY LOCK								1	
	-10	MS20426AD4-5	RIVET								2	
		102278-502	CANOPY FRAME ASSEMBLY (AFT)								1	
	-11	102278-2	CANOPY FRAME								1	
		22ND8-02	SPLINE NUT (ESNA)								12	
	-12	102280-3	CANOPY FAIRING								1	
			(ATTACHING PARTS)									
	-13	AN526-1032R9	SCREW								12	
		902024-1	WASHER								14	
	-14	102431-501	HANDLE ASSEMBLY, CANOPY								1	
	-15		(ATTACHING PARTS)									
	-16	MS24693-S275	SCREW								2	
		MS24693-S248	SCREW								2	
	-17	102400-1	PLEXIGLAS, CANOPY, CLEAR (STD)								NP	
		102400-2	PLEXIGLAS, CANOPY, TINTED (OPT)								NP	
	-18	GAES405-2-68.66	SEAL								1	
	-19	1260	SEAL (V09144)								1	
		8562	TAPE								2	
	-20	F-037-1A	BEARING (V09257)								2	
	-21	102422-1	SEAL								1	
	-22	803007-58	PLACARD, CYCLE LATCH								1	
-23	803007-59	PLACARD, OPEN								1		
-24	102413-502	LOCATOR ASSEMBLY, CANOPY LATCH								1		
-25	102412-1	LOCATOR								1		
-26	52-028-093-0750	ROLL PIN (ESNA)								1		
-27	F-037-4A	BEARING (V09257)								1		
	GS12D012B012A	SHIM								AR		
-28	102439-504	BLOCK ASSEMBLY, HANDLE MOUNTING								1		
	102433-3	BLOCK, LOWER								1		
-29	3591-3CN0190	HELICOIL INSERT (V25344)								2		
	102439-503	BLOCK ASSEMBLY, HANDLE MOUNTING								1		
-30	102434-3	BLOCK, UPPER								1		
	3585-2CN0164	HELICOIL INSERT (V25344)								2		
-31	102450-501	INNER TRACK ASSEMBLY								2		
-32	102450-1	TRACK								1		
-33	102270-2	PLATE								1		
-34	22ND8-02	NUT SPLINE (ESNA)								3		
	K-7000-3-6	NUT SPLINE (V31174)								1		
-35	102269-503	OUTER TRACK ASSEMBLY (LH) (SEE FIGURE 52-4 FOR DETAIL BREAKDOWN.)								1		
	102269-504	OUTER TRACK ASSEMBLY (RH) (SEE FIGURE 52-4 FOR DETAIL BREAKDOWN.)								1		
-36	102271-501	STRAP ASSEMBLY								2		
	102271-1	FACING								1		
	102271-2	STRAP								1		

A = 1977 MODELS ONLY



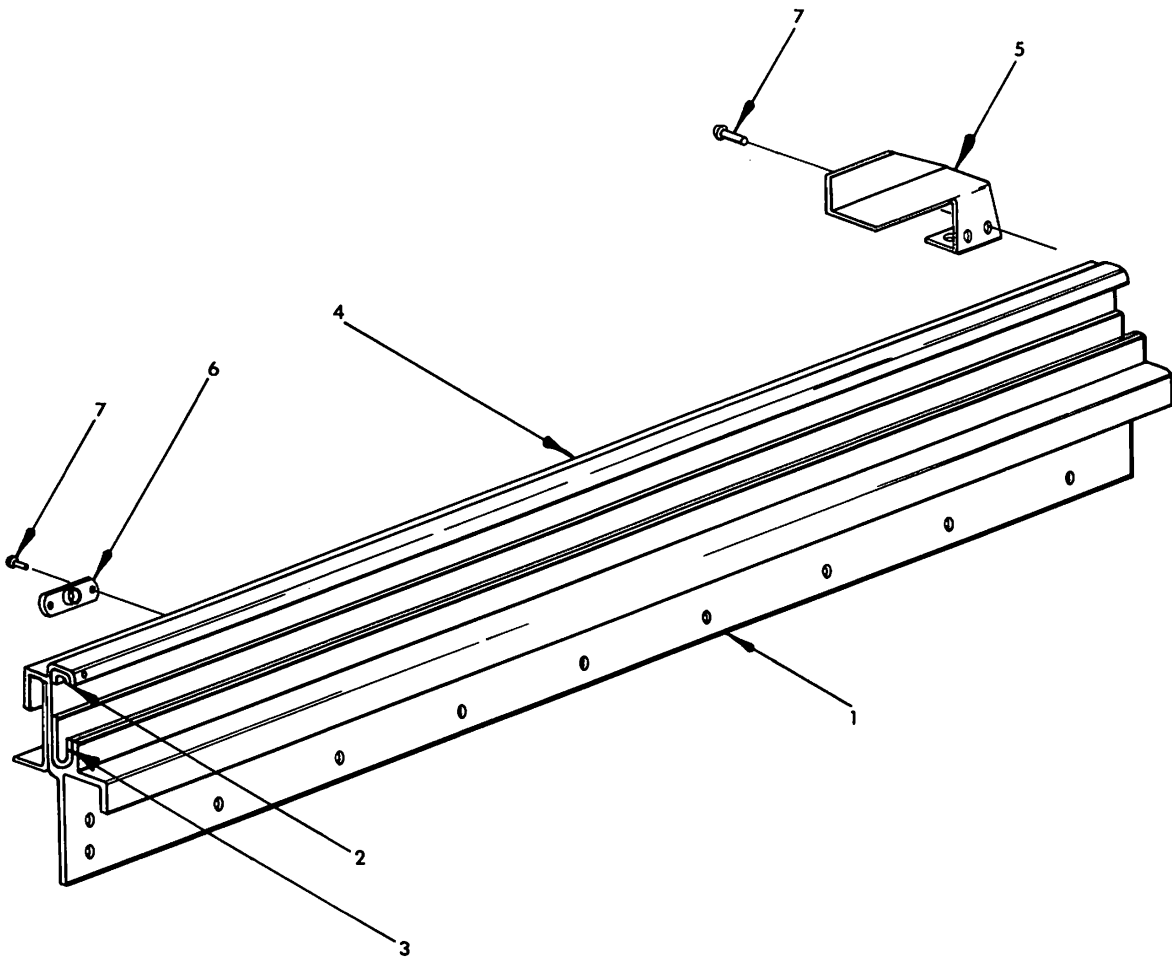

Canopy Cable System
Figure 52-2

Figure & Index No.	Part Number	Nomenclature							Units Per Assy	Usable, On Code		
		1	2	3	4	5	6	7				
52- 2 - 1 - 2 - 3 - 4 - 5 - 6 - 7 - 8 - 9 -10 -11 -12 -13 -14	102449-501	CANOPY CABLE SYSTEM	1		
	102449-3	CABLE	2		
			(ATTACHING PARTS)		
	ES24693S46	SCREW (ESNA)	2		
	A3135-017-24A	WASHER (V78533)	2		
			-----		
	FIT-105-3/32	SHRINK TUBING (V92194)	AR		
	102449-4	RETAINER	2		
			(ATTACHING PARTS)		
	1604-0412	RIVET (V19738)	1		
			-----		
	SR290-615N	PULLEY (V75277)	6		
	102449-502	SPACER ASSEMBLY	4		
	52-028-125-0875	ROLL PIN (ESNA)	3		
102449-1	SPACER	2			
AN3-12A	BOLT	2			
AN960-10L	WASHER	8			
MS20364-1032	NUT	4			
607012-2	SPACER	2			
MS27039-1-20	SCREW	2			
C-511	TAPE (V26066)	AR			



Tail Inspection Cover Installation
Figure 52-3

Figure & Index No.	Part Number	Nomenclature							Units Per Assy	Usable On Code	
		1	2	3	4	5	6	7			
52- 3 - 1 - 2 - 3 - 4 - 5 - 6 - 7	103012-501	.							1		
	103012-502	.							1		
	102294-501	.							REF		
	102301-501	.							REF		
	102312-1	.							1		
	102312-2	.							1		
	AN526-632R8	.							7		
	AN936A6	.							7		
	AN960-6L	.							7		



Outer Track Assembly
Figure 52-4

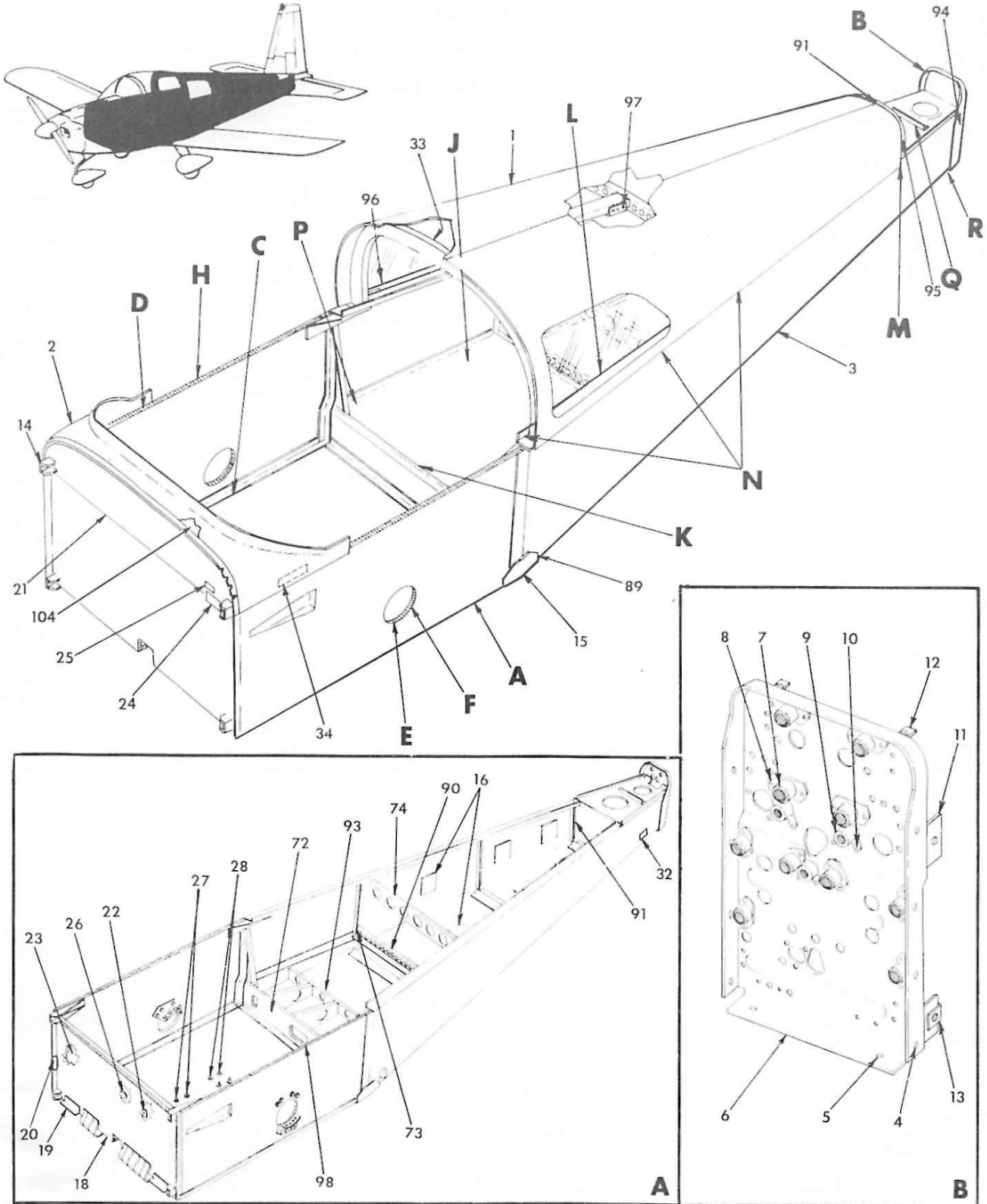
Figure & Index No.	Part Number	Nomenclature							Units Per Assy	Usable On Code	
		1	2	3	4	5	6	7			
52- 4 - 1 - 2 - 3 - 4 - 5 - 6 - 7	102269-503	REF		
	102269-504	REF		
	102269-1	1		
	102269-5	1		
	102269-2	1		
	102269-3	1		
	102269-4	1		
	102313-3	1		
	102313-4	1		
	22A8-02BC	1		
		(ATTACHING PARTS)									
	1202-0306	2		
		-----*									
	52-012-062-0500	2		
MS20426AD4-4	2			

CHAPTER 53

FUSELAGE

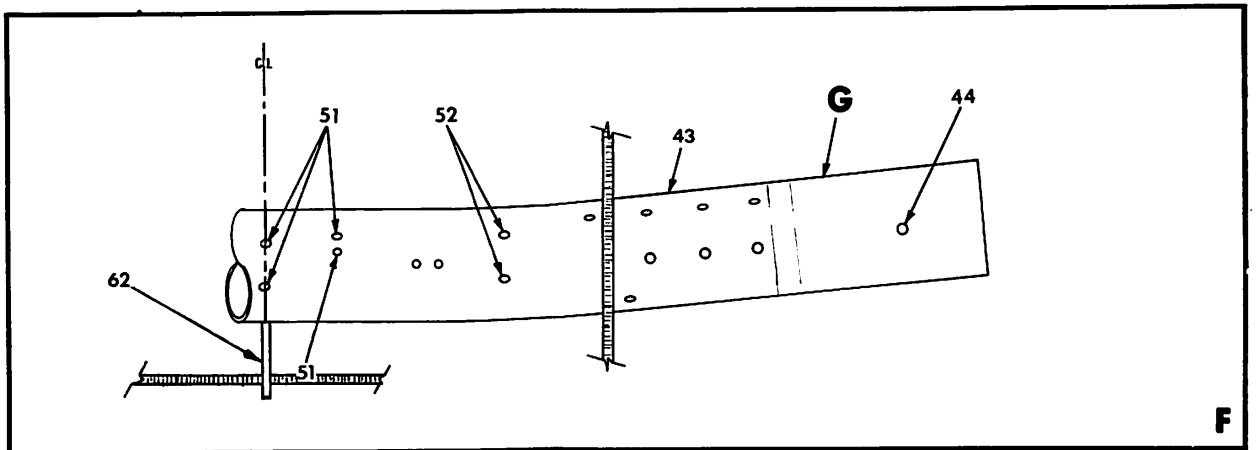
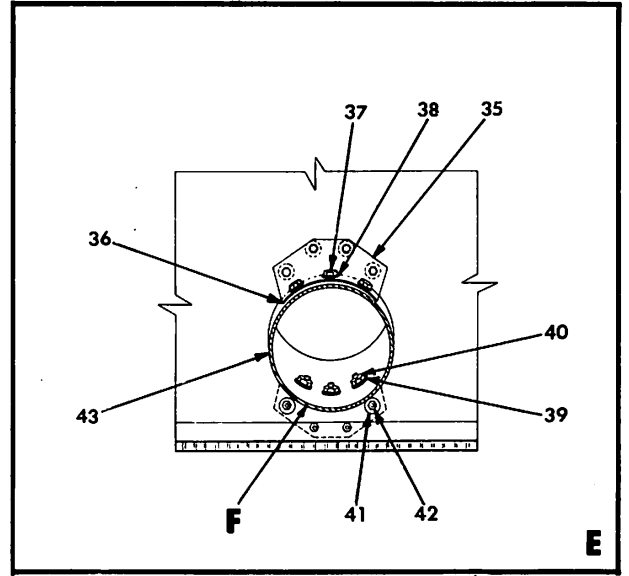
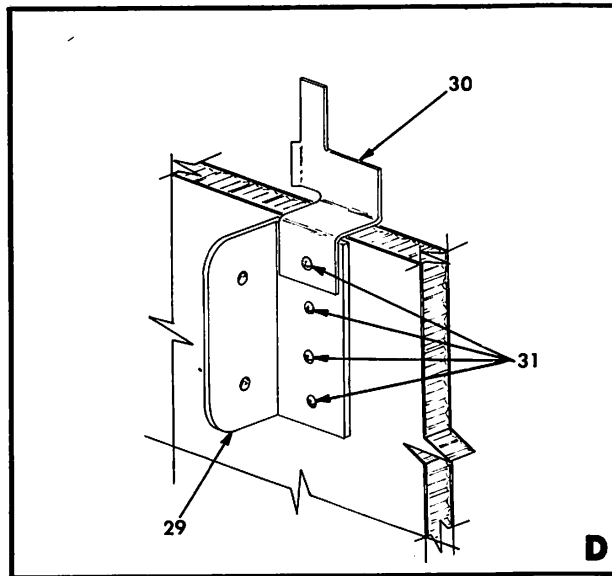
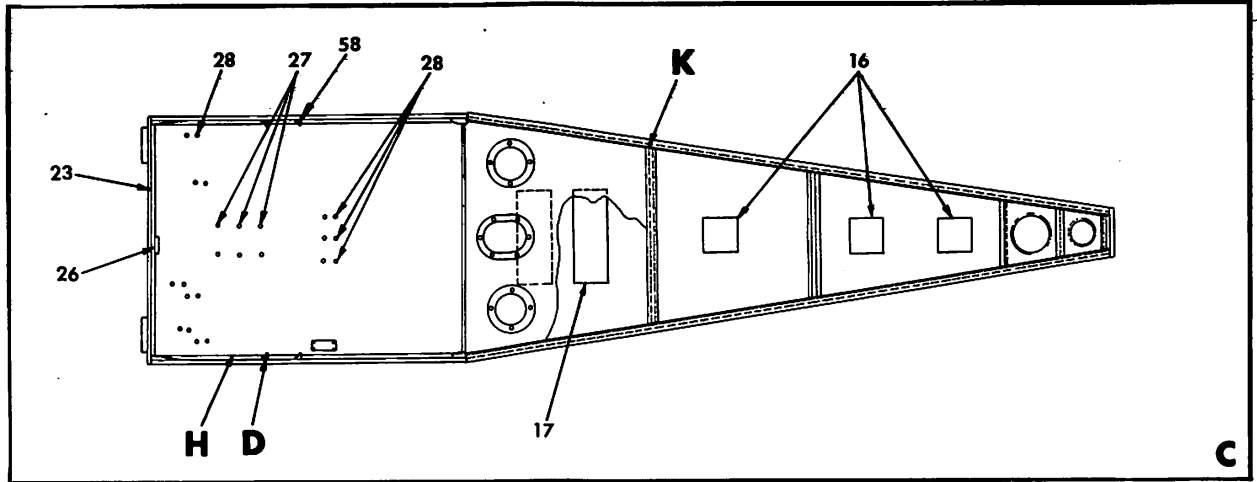
TABLE OF CONTENTS

SUBJECT	FIGURE NUMBER
FUSELAGE ASSEMBLY	53-1
AFT FUSELAGE REPAIR SECTION	53-2
FORWARD FUSELAGE REPAIR SECTION	53-3
FUSELAGE ASSEMBLY BONDMENT	53-4
LOWER FORWARD FUSELAGE REPAIR SECTION	53-5
TAILCONE ASSEMBLY AND INSTALLATION	53-6

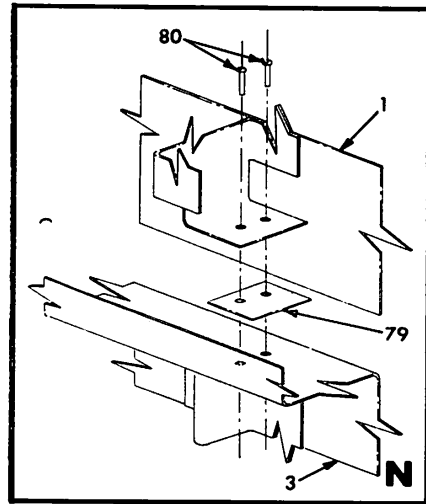
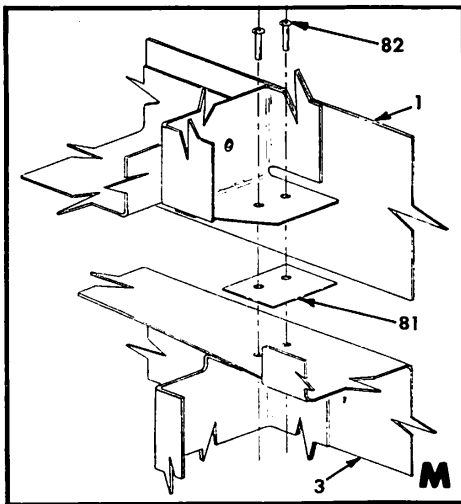
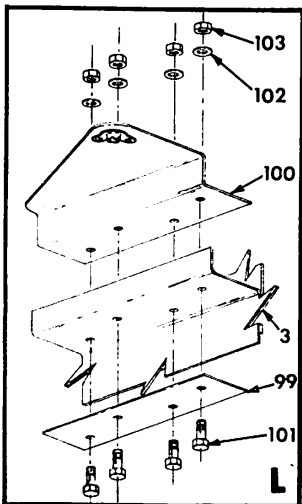
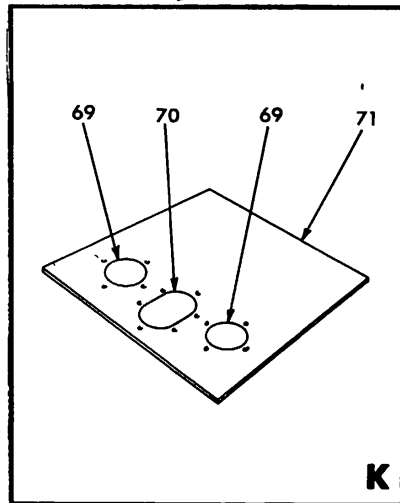
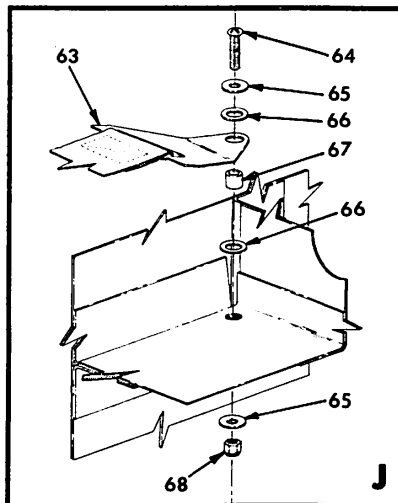
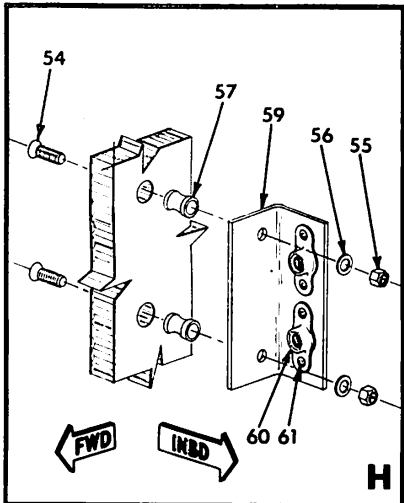
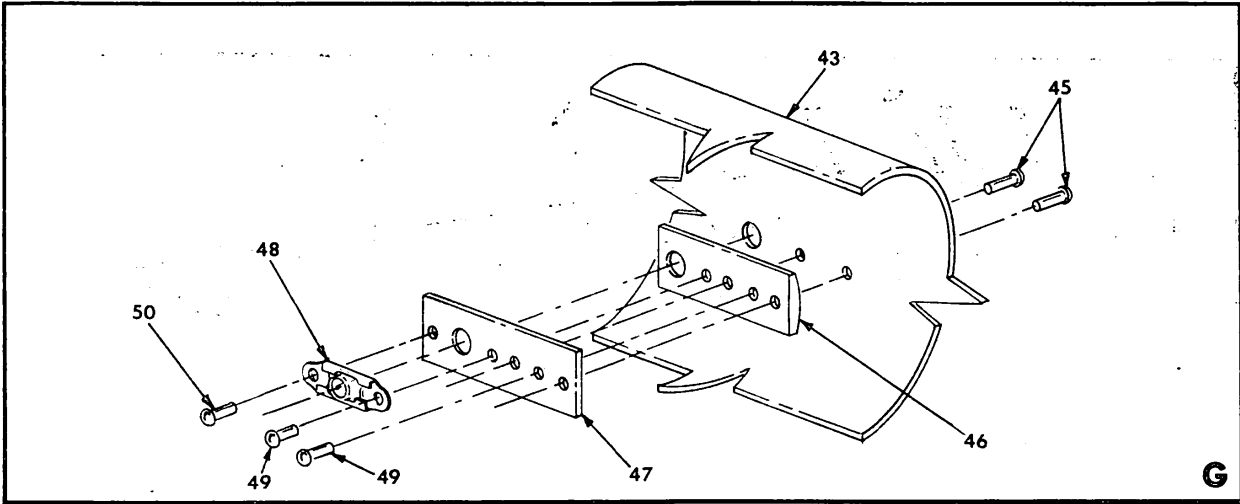


Fuselage Assembly (Sheet 1 of 4)
Figure 53-1

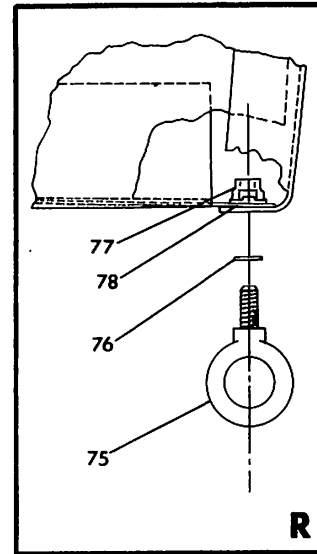
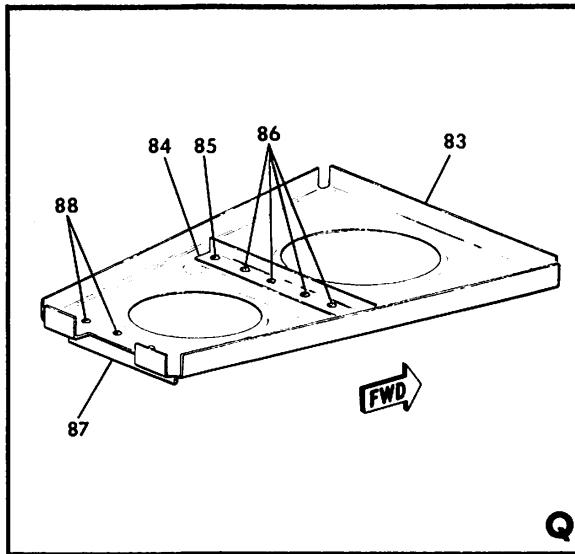
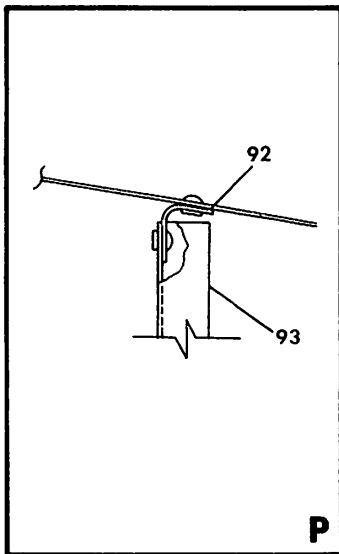
GRUMMAN AMERICAN AVIATION
AA-1C
ILLUSTRATED PARTS CATALOG



Fuselage Assembly (Sheet 2 of 4)
 Figure 53-1



Fuselage Assembly (Sheet 3 of 4)
Figure 53-1



Fuselage Assembly (Sheet 4 of 4)
Figure 53-1

Figure & Index No.	Part Number	Nomenclature	Units Per Assy	Usable On Code
53- 1 -	102299-502	FUSELAGE ASSEMBLY	NP	
	102297-502	FUSELAGE ASSEMBLY, BONDED (SEE 102297-901 AND 102297-903)	NP	
- 1	102294-501	FUSELAGE ASSEMBLY, UPPER AFT (SEE 102299-901 FOR BREAKDOWN)	1	
- 2	102295-501	FUSELAGE ASSEMBLY, UPPER FORWARD	1	
- 3	102298-502	FUSELAGE ASSEMBLY, LOWER	1	
	102301-501	BULKHEAD ASSEMBLY, STATION 216.726 (ATTACHING PARTS)	1	
- 4	MS20426AD4-5	RIVET	2	
- 5	MS20426AD4-6	RIVET	8	
- 6	102301-1	BULKHEAD	1	
- 7	NAS1031P6	NUTPLATE (ATTACHING PARTS)	10	
	1604-0412	RIVET (V19738)	2	
- 9	NAS1027N4	NUTPLATE (ATTACHING PARTS)	3	
- 10	1204-0308	RIVET (V19738)	2	
- 11	102316-1	BRACKET (ATTACHING PARTS)	6	
	1601-0410	RIVET (V19738)	2	
- 12	102316-2	BRACKET (ATTACHING PARTS)	2	
	1601-0410	RIVET (V19738)	2	
- 13	A1784-6Z-1	NUT (V78533)	8	
- 14	102269-1	SUPPORT ENGINE MOUNT, UPPER (ATTACHING PARTS)	2	
- 15	AN3-4A	BOLT	2	
	AN364-1032	NUT	2	
	AN960-10L	WASHER	2	
- 16	102296-21	GUSSET (LH) (ATTACHING PARTS)	1	
	1601-0410 2214	RIVET (V19738) ADHESIVE PASTE (V26066)	14 AR	
- 17	102296-22	GUSSET (RH) (ATTACHING PARTS)	1	
	1601-0410 2214	RIVET (V19738) ADHESIVE PASTE (V26066)	14 AR	
- 18	CR2248-4-2	RIVET (V06593)	2	
	CR2248-4-3	RIVET (V06593)	4	
- 17	102299-3	SOUND DEADENER	9	
- 18	102299-7	SOUND DEADENER	2	
- 19	102309-503	FIREWALL ASSEMBLY (ATTACHING PARTS)	1	
	CR2249-4-2	RIVET, CHERRY (V06593)	14	
	1601-0410	RIVET (V19738)	6	
	102309-3	DOUBLER (ATTACHING PARTS)	2	
	MS20426AD3-4	RIVET (V60593)	18	

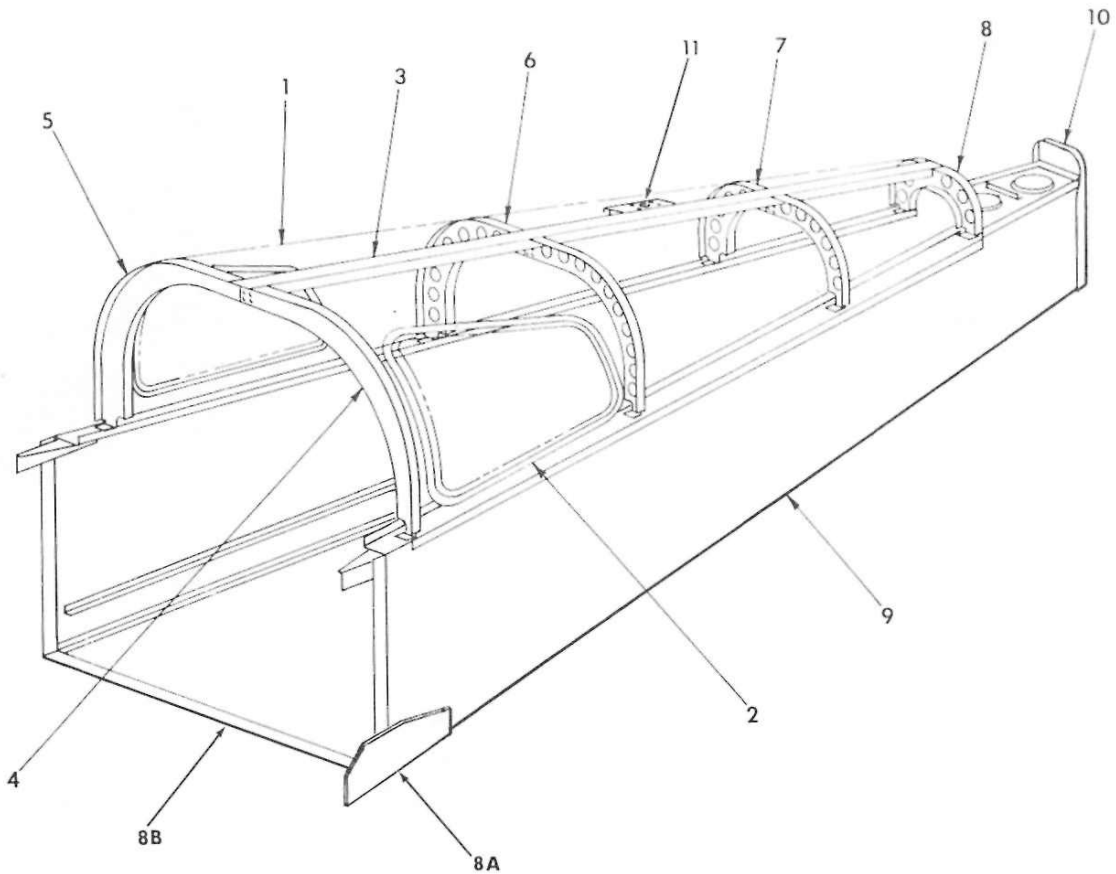
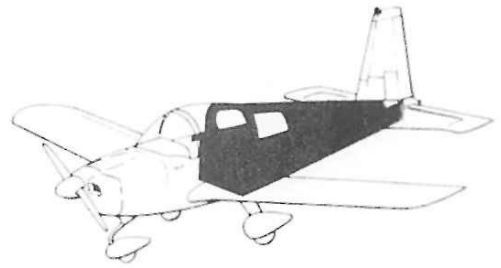
GRUMMAN AMERICAN AVIATION

AA-1C
ILLUSTRATED PARTS CATALOG

Figure & Index No.	Part Number	Nomenclature							Units Per Assy	Usable On Code
		1	2	3	4	5	6	7		
53- 1 - 20	NAS680A3K	18	
		NUTPLATE (ATTACHING PARTS)								
	MS20426AD3-5	12	
	MS20426AD3-4	24	
- 21	102309-4	1	
	102309-6	1	
		FIREWALL, LOWER (ATTACHING PARTS)								
		FIREWALL, UPPER (ATTACHING PARTS)								
	1601-0410	21	
	MD424BS	25	
- 22	102357-2	1	
		PLATE (ATTACHING PARTS)								
	AN526-1032R16	1	
	AN970-3	1	
	MS20364-1032	1	
- 23	102101-2	1	
- 24	803007-18	1	
		INSULATION, FIREWALL (ATTACHING PARTS)								
		PLACARD, FINISH AND TRIM (ATTACHING PARTS)								
	1601-0410	2	
		RIVET (V19738)								
- 25	5803007-43	1	
		PLACARD, PAINT STRIPPER (ATTACHING PARTS)								
	1601-0410	4	
		RIVET (V19738)								
- 26	602105-1	1	
		PLATE, CONTROL COLUMN STOP (ATTACHING PARTS)								
	1601-0410	2	
		RIVET (V19738)								
- 27	GAES200-6	18	
	GAES200-8	6	
		STUD (ATTACHING PARTS)								
		CAP (ATTACHING PARTS)								
	1601-0410	2	
		RIVET (V19738)								
- 28	GAES200-7	6	
	GAES200-9	6	
		STUD (ATTACHING PARTS)								
		CAP (ATTACHING PARTS)								
	1601-0410	2	
		RIVET (V19738)								
- 29	102277-1	2	
- 30	102444-1	1	
	102444-2	1	
- 31	CR2249-4-3	8	
		RIVET (V60493) NOTE: CR2249-4-4 RIVET MAY BE USED AS AN ALTERNATE IN TOP HOLE ONLY.								
- 32	5803005-2	1	
		NAMEPLATE (ATTACHING PARTS)								
	1601-0410	4	
		RIVET (V19738)								
- 33	102365-2	4	
		BRACKET, PANEL TRIM (ATTACHING PARTS)								
	1601-0410	2	
		RIVET (V19738)								
- 34	Y9132A	2	
- 35	102031-1	4	
- 36	102299-6	AR	
		TAPE, VINYL FOAM (V26066) .06 X 1.0 X 12.0								
		SUPPORT, INBOARD SPAR								
		SHIM (ATTACHING PARTS)								
		BOLT								
- 37	AN4-11A	4	
- 38	901035-1	4	
- 39	AN960-416	4	
- 40	MS20365-428	4	
			
		WASHER								
		WASHER								
		NUT								

Figure & Index No.	Part Number	Nomenclature							Units Per Assy	Usable On Code	
		1	2	3	4	5	6	7			
53- 1	- 72	102303-1	1		
		AN3-10A AN960-10 MS20364-1032 GAES201-1	6 12 6 6		
	- 73	102302-1	1		
		1601-0410	6		
	- 74	102367-501	1		
		1601-0410	16		
	- 75	901033-1	1		
	- 76	AN960-516L	1		
	- 77	NAS680A5	1		
	- 78	1601-0410	2		
	- 79	102299-5	AR		
	- 80	1601-0410	12		
	- 81	102299-4	AR		
	- 82	1601-0410	4		
		102291-501	1		
		1601-0410	40		
	- 83	102291-1	1		
	- 84	5102291-2	1		
	- 85	1601-0412	2		
	- 86	1601-0410	4		
	- 87	5102291-1	1		
	- 88	1601-0410	4		
	- 89	902018-1	2		
	- 90	102299-2	1		
		AN507-832R12	2		
		AN960-8	2		
		MS20365-832	2		
	- 91	NAS680A4	3		
		MS20426AD3-4	6		
	- 92	102356-2	2		
	- 93	102356-1	1		
		1601-0410	19		
	94	A6-120	4		
	- 95	A6-75	NP		
	- 96	NO NUMBER	NP		
		NO NUMBER	NP		
			(SEE FIGURE 56-2 FOR DETAIL BREAKDOWN.)								

Figure & Index No.	Part Number	Nomenclature 1 2 3 4 5 6 7	Units Per Assy	Usable On Code	
53- 1 - 97 - 98 - 99 -100 -101 -102 -103 -104	902020-501	. . BRACKET ASSEMBLY, COATHOOK MOUNTING (ATTACHING PARTS)	1		
	1601-0410	. . RIVET (V19738)	4		
	102447-1	. . PLATE (ATTACHING PARTS)	2		
	1601-0410	. . RIVET (V19738)	1		
	NOT USED 804067-1	. . PLATE, SHOULDER HARNESS MOUNTING (LH)	1	A	
	804067-2	. . PLATE, SHOULDER HARNESS MOUNTING (RH)	1	A	
	804067-3	. . PLATE, SHOULDER HARNESS MOUNTING (ATTACHING PARTS)	2	B	
	NAS1303-3	. . BOLT	3		
	AN960-10	. . WASHER	6		
	MS20364-1032	. . NUT	3		
	5102386-1	. . SUPPORT, COWL DECK (LH)	1		
	5102386-2	. . SUPPORT, COWL DECK (RH) (ATTACHING PARTS)	1		
	1601-0410	. . RIVET	4		
	NAS1097AD4	. . RIVET	2		
	A = 1977 MODELS				
	B = 1978 MODELS				

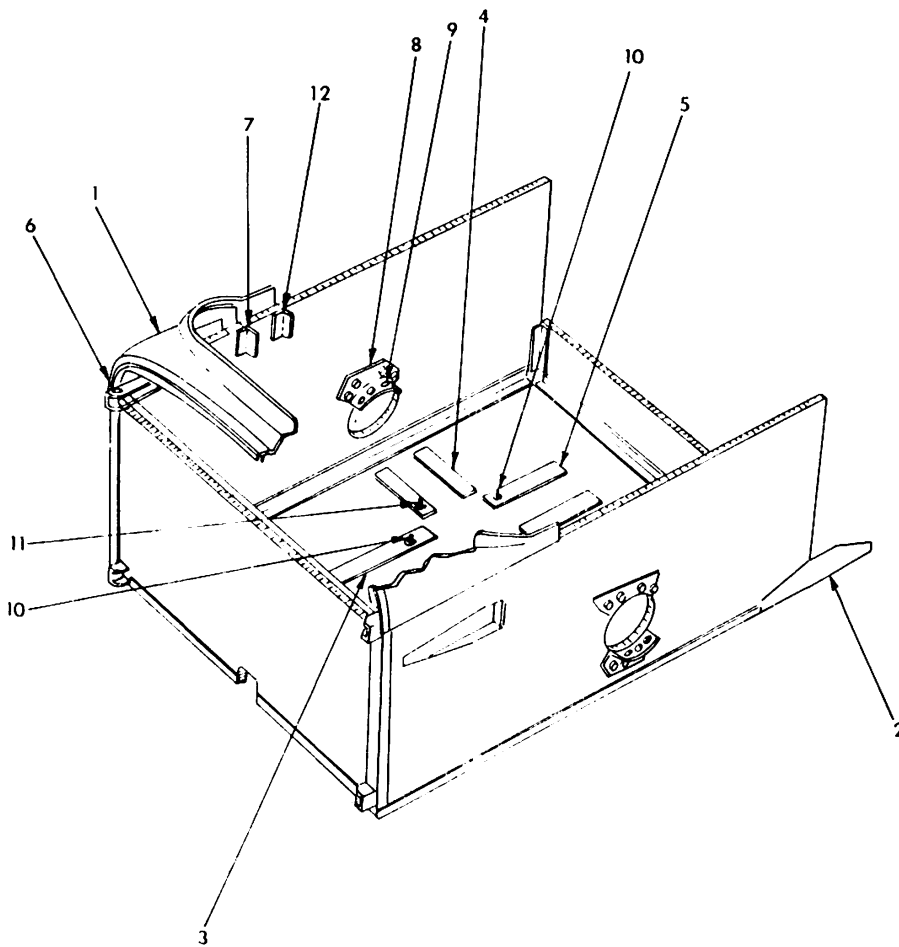



Aft Fuselage Repair Section
Figure 53-2

GRUMMAN AMERICAN AIRCRAFT
AA-1C
ILLUSTRATED PARTS CATALOG

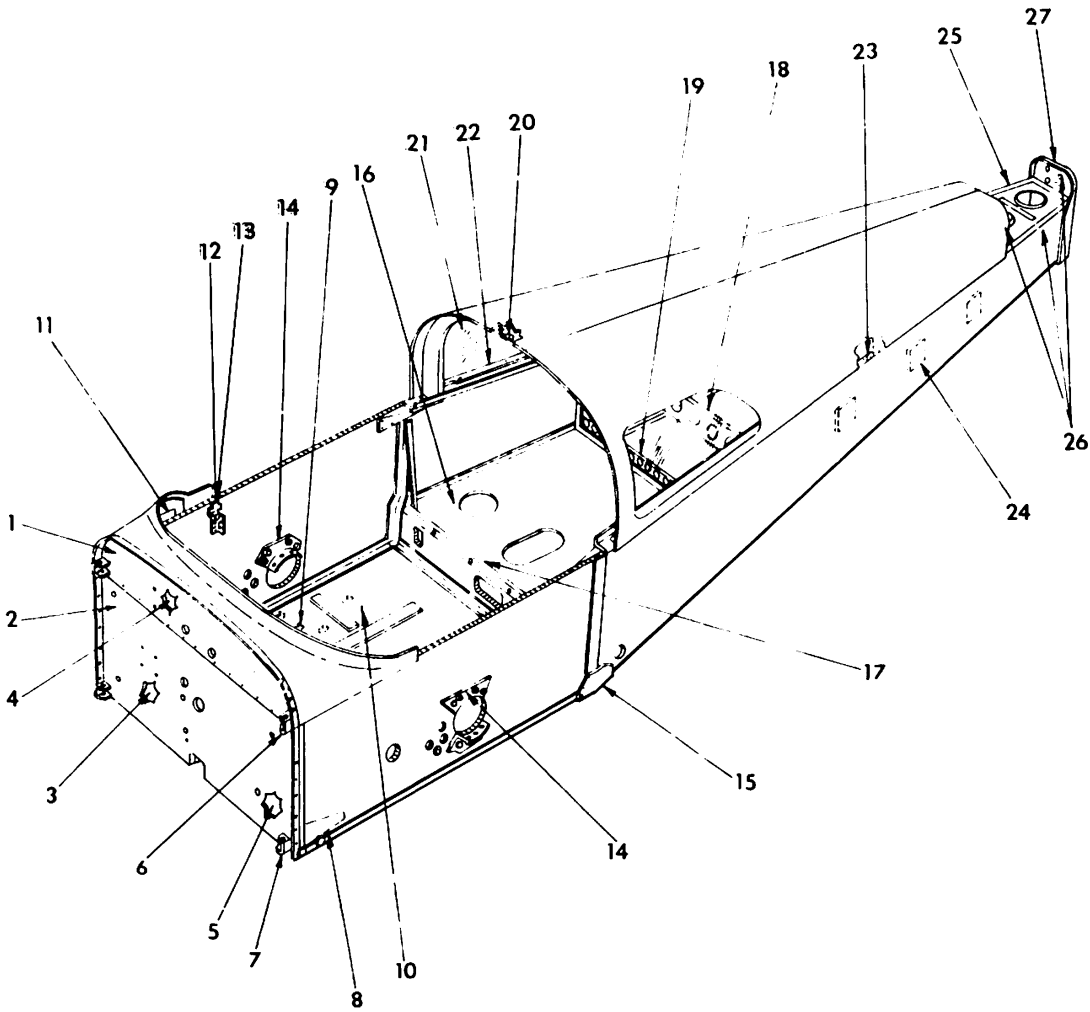

Figure & Index No.	Part Number	Nomenclature	1 2 3 4 5 6 7							Usable Or Code	
			1	2	3	4	5	6	7		
53-- 2 --	102299-901	AFT FUSELAGE REPAIR SECTION								1	
	102297-901	FUSELAGE ASSEMBLY AFT (SPARE S)								1	
	102294-501	FUSELAGE ASSEMBLY (UPPER AFT) (SPARE S)								1	
- 1	102294-1	SKIN (LH)								1	
	102294-2	SKIN (RH)								1	
-- 2	102294-3	FRAME (LH)								1	
	102294-4	FRAME (RH)								1	
- 3	102292-1	STRINGER								1	
- 4	102290-1	BULKHEAD								1	
- 5	102290-2	BULKHEAD								1	
- 6	102290-3	BULKHEAD								1	
	102290-4	BULKHEAD								1	
- 7	102290-5	BULKHEAD								1	
- 8	102290-6	BULKHEAD								1	
- 8A	102296-7	BULKHEAD								1	
	102296-21	GUSSET (LH)								1	
	102296-22	GUSSET (RH)								1	
- 8B	102305-1	LOCKHEAD								1	
- 9	102398-901	FUSELAGE ASSEMBLY, STATION 104.00 TO 104.00								1	
-10	102301-501	BULKHEAD, FUSELAGE STATION 216.75 TO 216.75								1	
	102016-901	ANTENNA INSTALLATION								1	
-11	102015-502	BRACKET ASSEMBLY SEE FIGURE 53-1 FOR DETAIL BREAKDOWN								1	
	1601-0410	RIVET (V19738)								5	
	1601-0412	RIVET (V19738)								5	
	102015-1	BRACKET								1	
	1021081-3	NUT PLATE								1	
	1S20426AD3-4	RIVET								8	
	404011-901	ALUMINUM SYSTEM INSTALLATION SEE FIGURE 53-1 FOR DETAIL BREAKDOWN								1	
	DK-250	LAMP (V34785)								4	
	NAS680A08	NUT PLATE (V34785)								14	
	1204-0306	RIVET (V19738)								25	
	102299-7	SOUND DEADENER								1	
	102299-3	SOUND DEADENER								9	
	Y-9040	ALUMINUM TAPE (V2066)								AE	
	102299-4	SKIN								AE	
	102299-5	SKIN								AR	
	CR2248 4--3	RIVET (V11815)								4	
	AG-120	NUT (V03481)								4	
	AG-71	NUT (V03481)								10	
	1601-0410	RIVET (V19738)								44	
	102291-501	PANEL ASSEMBLY, AFT (SEE FIGURE 53-1 FOR DETAIL BREAKDOWN)								1	

THE PARTS LISTING HEREIN IS INTENDED TO IDENTIFY THE PARTS SUPPLIED WITH THE AIRCRAFT OR EQUIPMENT SHOWN. PLEASE USE THE FUSELAGE ASSEMBLY DRAWING APPLICABLE TO YOUR AIRPLANE WHEN ORDERING DETAIL PARTS OR ACCESSORIES.



Forward Fuselage Repair Section
Figure 53-3

Figure & Index No.	Part Number	Nomenclature	Units Per Assy	Usable On Code
53- 3 -	102299-902	FORWARD FUSELAGE REPAIR SECTION (SEE ALSO FIGURE 53-1.)	1	*
- 1	102297-902	. . . FUSELAGE ASSEMBLY, BONDED (FWD)	1	
- 2	102295-501	. . . FUSELAGE ASSEMBLY, UPPER FORWARD	1	
	102296-21	. . . GUSSET (LH)	1	
	102296-22	. . . GUSSET (RH)	1	
	1601-0410	. . . RIVET (V19738)	1	
	102298-901	. . . FUSELAGE ASSEMBLY	1	
- 3	102298-1	. . . DOUBLER (ATTACHING PARTS)	2	
	1601-0410	. . . RIVET (V19738)	4	
- 4	102298-2	. . . DOUBLER (ATTACHING PARTS)	4	
	1601-0410	. . . RIVET (V19738)	3	
- 5	102298-3	. . . DOUBLER (ATTACHING PARTS)	2	
	1601-0410	. . . RIVET (V19738)	2	
- 6	102269-1	. . . SUPPORT, ENGINE MOUNT, UPPER (ATTACHING PARTS)	2	
	AN3-4A	. . . BOLT	2	
	AN960-10L	. . . WASHER	2	
	AN364-1032	. . . NUT	2	
- 7	102328-501	. . . BRACKET ASSEMBLY, INSTRUMENT PANEL MOUNTING (SEE FIGURE 53-1 FOR BREAKDOWN) (ATTACHING PARTS)	2	
	MS24694-S58	. . . SCREW	2	
	MS20364-1032	. . . NUT	2	
	AN960-10	. . . WASHER	2	
	GAES201-6	. . . SPACER	2	
- 8	102031-1	. . . SUPPORT, INBOARD SPAR	4	
- 9	AN4-11A	. . . BOLT	12	
	AN960-416	. . . WASHER	16	
	901035-1	. . . WASHER	12	
	MS20365-428	. . . NUT	16	
	102299-6	. . . SHIM	AR	
	NAS222-18	. . . SCREW	4	
-10	GAES200-6	. . . STUD	18	
	GAES200-8	. . . CAP	18	
-11	GAES200-7	. . . STUD	6	
	GAES200-9	. . . CAP	6	
	102444-1	. . . RETAINER (LH)	1	
	102444-2	. . . RETAINER (RH)	1	
-12	102277-1	. . . BRACKET, WINDSHIELD SUPPORT	2	
	CR2249-4-3	. . . RIVET (V11815)	4	
	1601-0410	. . . RIVET (V19738)	54	
<p>* = THE PARTS LISTING HEREIN IS INTENDED TO SHOW THE PARTS SUPPLIED WITH THE REPAIR SECTION OR BONDMENT SHOWN. PLEASE USE THE FUSELAGE ASSEMBLY DRAWING APPLICABLE TO YOUR AIRPLANE WHEN ORDERING DETAIL PARTS OR ASSEMBLIES.</p>				



Fuselage Assembly Bondment
Figure 53-4

GRUMMAN AMERICAN AVIATION

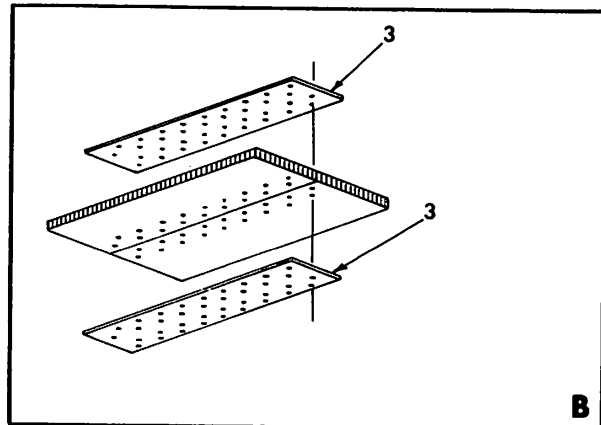
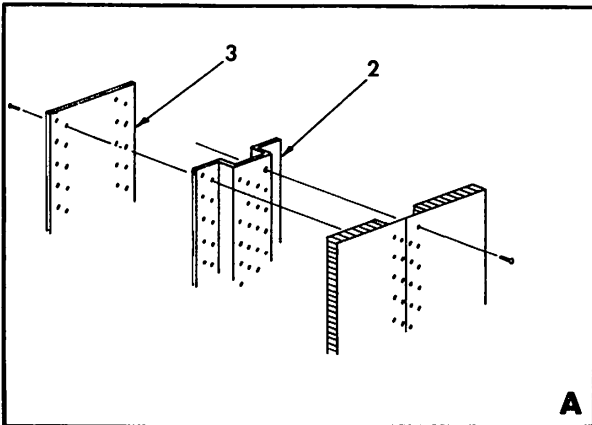
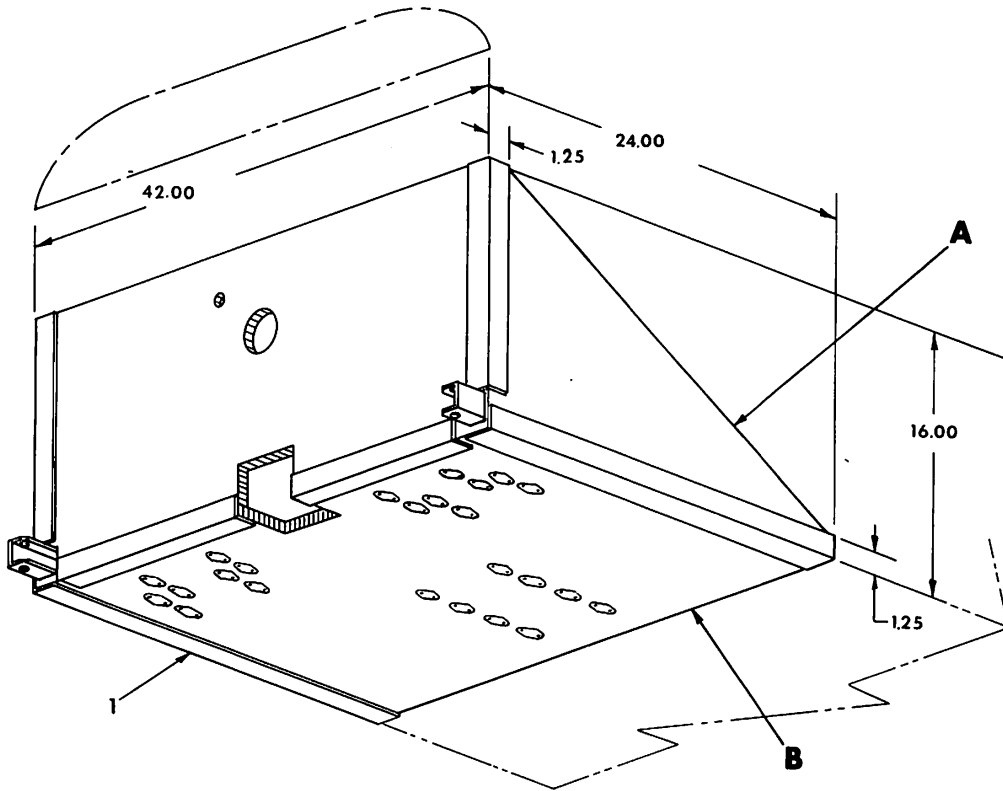
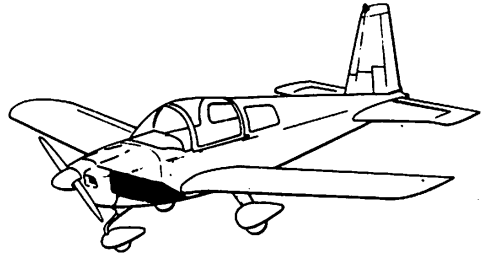
AA-1C
ILLUSTRATED PARTS CATALOG

Figure & Index No.	Part Number	Nomenclature							Units Per Assy	Usable On Code
		1	2	3	4	5	6	7		
53- 4	-	102299-904	1	*
	- 1	102309-6	1	
		1601-0410	39	
	- 2	102309-4	1	
		CR2249-4-2	14	
	- 3	102101-1	1	
	- 4	102344-1	1	
	- 5	102026-1	1	
	- 6	102069-1	2	
		102023-4	1	
	- 7	102023-3	1	
	- 8	102300-3	2	
	- 9	GAES200-6	18	
		GAES200-8	18	
	-10	GAES200-7	6	
		GAES200-9	6	
		1601-0410	48	
	-11	Y-9132A	2	
	-12	102277-1	2	
	-13	102444-1	1	
		102444-2	1	
		CR2249-4-3	4	
	-14	102031-1	4	
		AN4-11A	4	
		AN960-416	20	
		901035-1	4	
		MS20365-428	4	
		NAS222-18	2	
	-15	102296-21	1	
		102296-22	1	
		1601-0410	28	
	-16	102304-1	1	
		1601-0410	55	
	-17	102303-1	1	
		AN3-10A	6	
		AN960-10	12	
		GAES201-1	6	
		MS20364-1032	6	
	-18	102367-501	1	
		1601-0410	16	
	-19	102302-1	1	
		1601-0410	6	
	-20	102365-2	4	
		1601-0410	2	

* = THE PARTS LISTING HEREIN IS INTENDED TO SHOW THE PARTS SUPPLIED WITH THE REPAIR SECTION OR BONDMENT SHOWN. PLEASE USE THE FUSELAGE ASSEMBLY DRAWING APPLICABLE TO YOUR AIRPLANE WHEN ORDERING DFTAIL PARTS OR ASSEMBLIES.

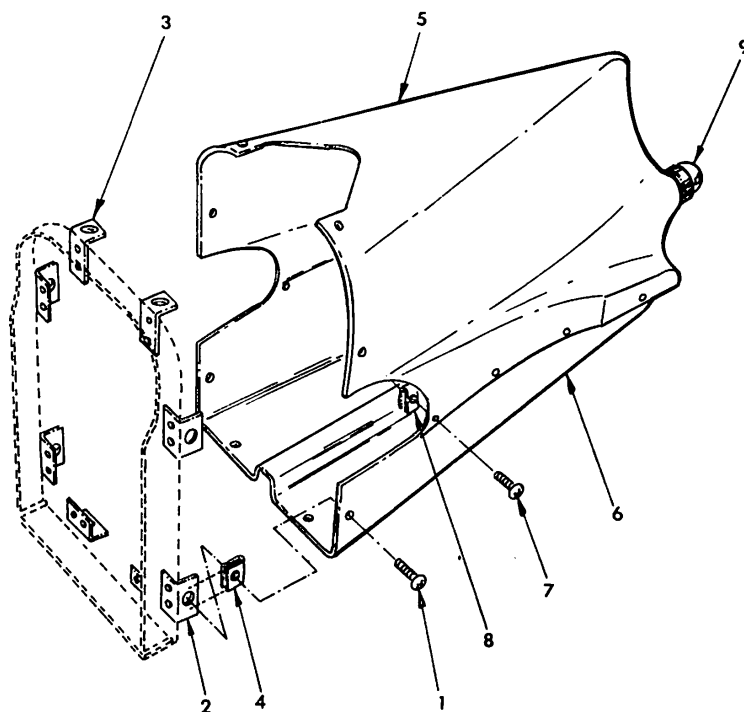
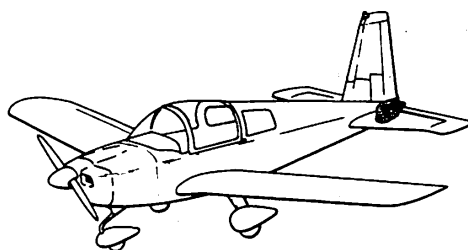
AA-1C
ILLUSTRATED PARTS CATALOG

Figure & Index No.	Part Number	Nomenclature							Units Per Assy	Usable On Code
		1	2	3	4	5	6	7		
53 4 -21	102322-1	WINDOW (LH)	.	.	1	*
	102322-2	WINDOW (RH)	.	.	1	
-22	102306-1	RETAINER-WINDOW (BOTTOM)	.	.	2	
	102306-2	RETAINER-WINDOW (TOP)	.	.	2	
	102307-1	RETAINER-WINDOW, FWD (LH)	.	.	1	
	102307-2	RETAINER-WINDOW, FWD (RH)	.	.	1	
	102308-1	RETAINER-WINDOW, AFT (LH)	.	.	1	
	102308-2	RETAINER-WINDOW, AFT (RH)	.	.	1	
		(ATTACHING PARTS)								
	GAES1021A6-4	SCREW	.	.	14	
	7402	SEAL-FELT, (JOHNS MANVILLE OR EQUIV.)	.	.	AR	
	579.6	SEALANT (V25183)	.	.	AR	
-23	1601-0410	RIVET (V19738) (2 AT EACH BULKHEAD)	.	.	16	
-24	102299-3	SOUND DEADENER	.	.	9	
	102299-7	SOUND DEADENER	.	.	2	
-25	102291-501	PANEL ASSEMBLY, AFT	.	.	1	
		(ATTACHING PARTS)								
	1601-0410	RIVET (V19738)	.	.	40	
-26	A6-75	RIVNUT (V03481)	.	.	10	
	CR2248-4-2	RIVET (V11815)	.	.	2	
	CR2248-4-3	RIVET (V11815)	.	.	4	
	A6-120	RIVNUT	.	.	4	
-27	102301-501	BULKHEAD ASSEMBLY	.	.	1	
	A92002	HONEYCOMB PANEL FOR REPAIRS (SPECIFY SIZE REQUIRED)	.	.	AR	
<p>* THE PARTS LISTING HEREIN IS INTENDED TO SHOW THE PARTS SUPPLIED WITH THE REPAIR SECTION OR BONDMENT SHOWN. PLEASE USE THE FUSELAGE ASSEMBLY DRAWING APPLICABLE TO YOUR AIRPLANE WHEN ORDERING DETAIL PARTS OR ASSEMBLIES.</p>										



Lower Forward Fuselage Repair Section
Figure 53-5

Figure & Index No.	Part Number	Nomenclature 1 2 3 4 5 6 7	Units Per Assy	Usable On Code
53- 5 - 1 - 2 - 3	904001-501 904001-9 904001-10	LOWER FORWARD FUSELAGE REPAIR SECTION PAN DOUBLER	AR AR AR	*
<p>*THE PARTS LISTING HEREIN IS INTENDED TO SHOW THE PARTS SUPPLIED WITH THE REPAIR SECTION OR BONDMENT SHOWN. PLEASE USE THE FUSELAGE ASSEMBLY DRAWING APPLICABLE TO YOUR AIRPLANE WHEN ORDERING DETAIL PARTS OR ASSEMBLIES.</p>				



Tailcone Assembly and Installation
Figure 53-6

GRUMMAN AMERICAN AVIATION

**AA-1C
ILLUSTRATED PARTS CATALOG**

Figure & Index No.	Part Number	Nomenclature 1 2 3 4 5 6 7	Units Per Assy	Usable On Code
53- 6 -	5103012 -502 5103012 -501	TAILCONE ASSEMBLY & INSTALLATION TAILCONE ASSEMBLY (ATTACHING PARTS)	1 1	
- 1	GAES1021Z6-6	SCREW	8	
- 2	102316-1	BRACKET (SEE FIGURE 53-1.)	REF	
- 3	102316-5	BRACKET, (SEE FIGURE 53-1.)	REF	
- 4	102316-4	BRACKET, RH (SEE FIGURE 53-1.)	REF	
- 4	A1784-6Z-1	SPEED NUT (SEE FIGURE 53-1.)(V78533)	REF	
- 5	5103012-1	TAILCONE HALF (UPPER)	1	
- 6	5103012-2	TAILCONE HALF (LOWER)	1	
- 7	GAES1021A6-6	SCREW	10	
- 8	NAS395-4-1	NUTCLIP	10	
- 9	A2064-A-1-1777	LIGHT ASSEMBLY (V72914) (SEE FIGURE 33-6 FOR DETAIL BREAKDOWN.)	REF	
<p>NOTE: ALL INFORMATION HAS BEEN DELETED FROM PAGES 24 AND 25.</p>				

Figure & Index No.	Part Number	Nomenclature							Units Per Assy	Usable On Code
		1	2	3	4	5	6	7		
53- 7 - - 1	804052-502	AR	
	804053-501	1	
- 2	804054-501	1	
	804054-1	1	
	804054-2	1	
- 3	1604-0412	8	
	804054-3	1	
	804054-4	1	
- 4	1604-0412	6	
	804055-501	1	
	804055-1	2	
- 5	1601-0412	28	
	804056-501	1	
	804056-503	1	
- 6	1604-0412	23	
	1604-0410	23	
	804056-1	1	
- 7	804056-3	1	
	1604-0412	24	
	803007-63	1	
- 8	803007-64	1		
- 9	803007-74	1		
	803007-69	1		

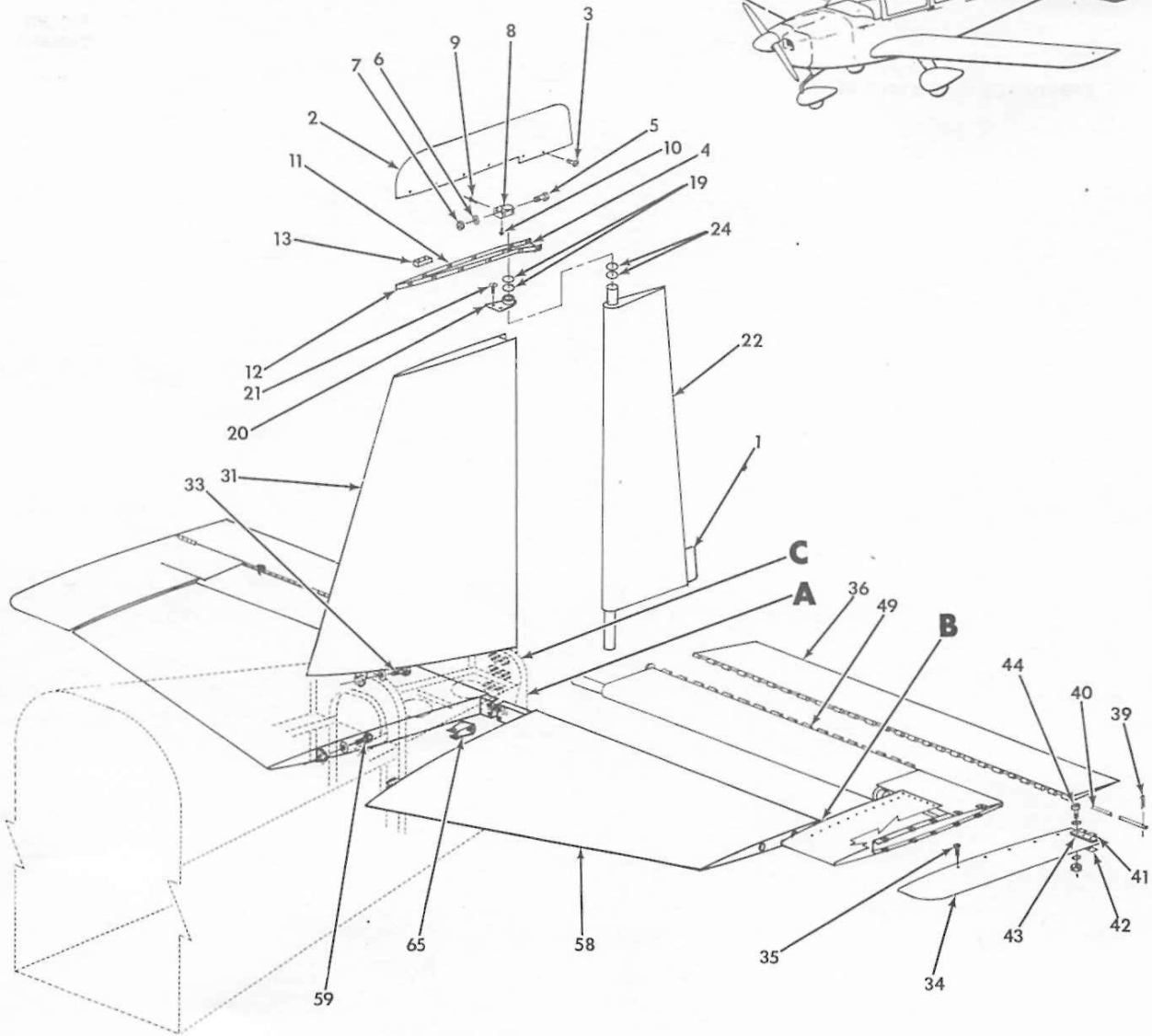
CHAPTER 55
STABILIZERS
TABLE OF CONTENTS

SUBJECT

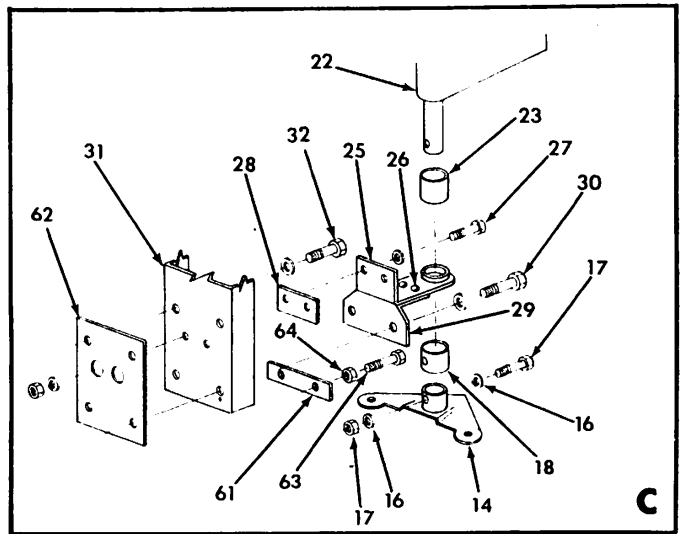
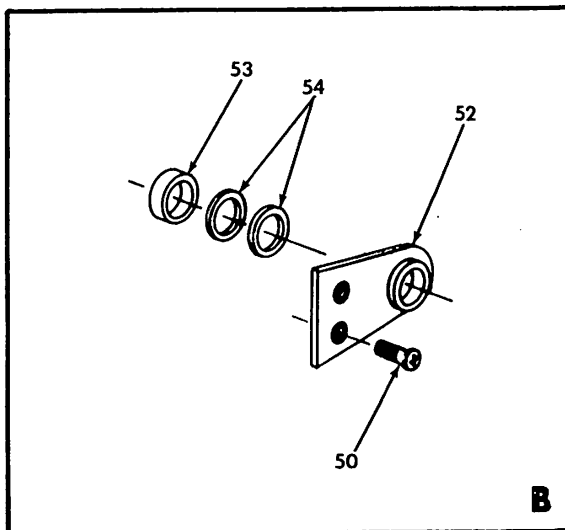
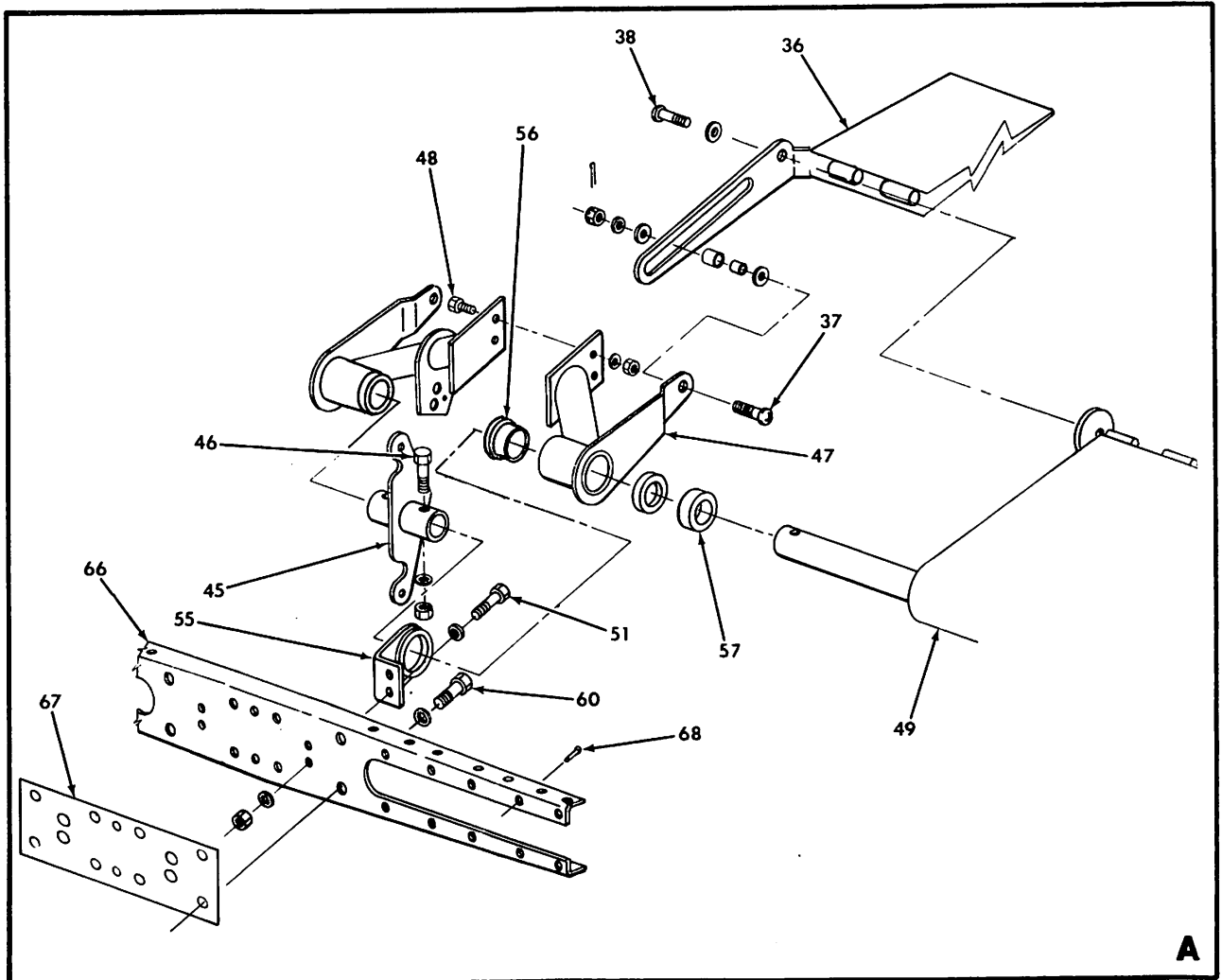
EMPENNAGE INSTALLATION

**FIGURE
NUMBER**

55-1



Empennage Installation, Horizontal and Vertical (Sheet 1 of 2)
Figure 55-1



Empennage Installation, Horizontal and Vertical (Sheet 2 of 2)
Figure 55-1

GRUMMAN AMERICAN AVIATION

AA-1C

ILLUSTRATED PARTS CATALOG

Figure & Index No.	Part Number	Nomenclature	Units Per Assy	Usable On Code
55- 1	300003-501	EMPENNAGE INSTALLATION, HORIZONTAL AND VERTICAL	1	
- 1	302037-1	TRIM TAB (ATTACHING PARTS)	1	
	MS20474AD4	RIVET	2	
- 2	302039-1	TIP, RUDDER (ATTACHING PARTS)	1	
- 3	GAES1021Z6-6	SCREW	12	
- 4	302038-501	RIB ASSEMBLY (ATTACHING PARTS)	1	
- 5	AN3-15A	BOLT	2	
- 6	AN960-10	WASHER	2	
- 7	MS20365-1032	NUT	2	
- 8	302038-502	COLLAR ASSEMBLY (ATTACHING PARTS)	1	
- 9	1604-0412	RIVET (V19738)	4	
-10	MS20470AD3-3	RIVET	4	
-11	A1874-6Z-1	SPEED NUT (V78533)	12	
-12	302038-1	RIB	1	
-13	302040-7	MASS BALANCE, RUDDER (ATTACHING PARTS)	1	
	AN509-10R14	SCREW	2	
	AN960-10	WASHER	2	
	MS20365-1032	NUT	2	
-14	902011-502	BELLCRANK ASSEMBLY (ATTACHING PARTS)	1	
-15	NAS464P4A23	BOLT	1	
-16	AN960-416	WASHER	2	
-17	MS20365-428	NUT	1	
-18	902012-2	SPACER	1	
-19	902014-2	SPACER	2	
-20	301030-501	SUPPORT ASSEMBLY, BEARING (ATTACHING PARTS)	1	
-21	MS24694-S53	SCREW	2	
	902013-1	BEARING	1	
	301030-1	SUPPORT	1	
-22	302001-501	CONTROL SURFACE ASSEMBLY RUDDER	1	
-23	902012-1	SPACER	1	
-24	902014-2	SPACER	AR	
	902014-3	SPACER	AR	
-25	902010-503	SUPPORT ASSEMBLY, BEARING (ATTACHING PARTS)	1	
-26	MS20470AD4	RIVET	3	
-27	AN3-5A	BOLT	2	
	AN960-10	WASHER	4	
	MS20365-1032	NUT	2	
	902013-1	BEARING	1	
	902010-3	COLLAR	1	
	902010-2	SUPPORT	1	
-28	302045-1	SHIM	1	
-29	302046-1	BRACKET (ATTACHING PARTS)	1	
-30	AN6-7A	BOLT	2	
	AN960-616	WASHER	2	

Figure & Index No.	Part Number	Nomenclature	Units Per Assy	Usable On Code
55- 1 -31	301025-501	STABILIZER ASSEMBLY, VERTICAL (ATTACHING PARTS)	1	
-32	AN6-6A	BOLT	2	
	AN960-616L	WASHER	2	
-33	AN4-5A	BOLT	1	
	AN960-416	WASHER	1	
-34	5302032-5	TIP, ELEVATOR (LH)	1	
	5302032-6	TIP, ELEVATOR (RH)	1	
		(ATTACHING PARTS)		
-35	GAES1021Z6-8	SCREW	10	
-36	5302026-501	TAB ASSEMBLY (LH)	1	
	5302026-502	TAB ASSEMBLY (RH)	1	
		(ATTACHING PARTS)		
-37	AN23-10	BOLT	1	
	AN960-416	WASHER	2	
	AN960-10	WASHER	1	
	607012-1	ROLLER	1	
	607012-2	BUSHING	1	
	AN310-3	NUT	1	
	MS24665-132	COTTER PIN	1	
-38	AN23-8	BOLT	1	
	AN960-10L	WASHER	2	
	AN310-3	NUT	1	
	MS24665-132	COTTER PIN	1	
-39	MS24665-69	COTTER PIN	1	
-40	5901034-2	HINGE PIN	1	
-41	5901034-4	HINGE HALF	2	
-42	5901034-3	PLATE	2	
-43	5302032-3	SPACER	AR	
		(ATTACHING PARTS)		
-44	AN526-832R10	SCREW	3	
	AN960-8	WASHER	6	
	MS20364-832	NUT	3	
-45	902011-501	BELLCRANK ASSEMBLY (ATTACHING PARTS)	1	
-46	NAS464P4A19	BOLT	2	
	AN960-416	WASHER	2	
	MS20364-428	NUT	2	
-47	5607008-501	BELLCRANK ASSEMBLY (LH)	1	
	5607008-502	BELLCRANK ASSEMBLY (RH)	1	
		(ATTACHING PARTS)		
-48	AN4-5A	BOLT	2	
	AN960-416	WASHER	2	
	MS20364-428	NUT	2	
-49	5302031-503	ELEVATOR ASSEMBLY (LH)	1	
	5302031-504	ELEVATOR ASSEMBLY (RH)	1	
		(ATTACHING PARTS)		
-50	MS24694-S53	SCREW	2	
-51	AN3-6A	BOLT	2	
	AN960-10	WASHER	4	
	MS20365-1032	NUT	2	

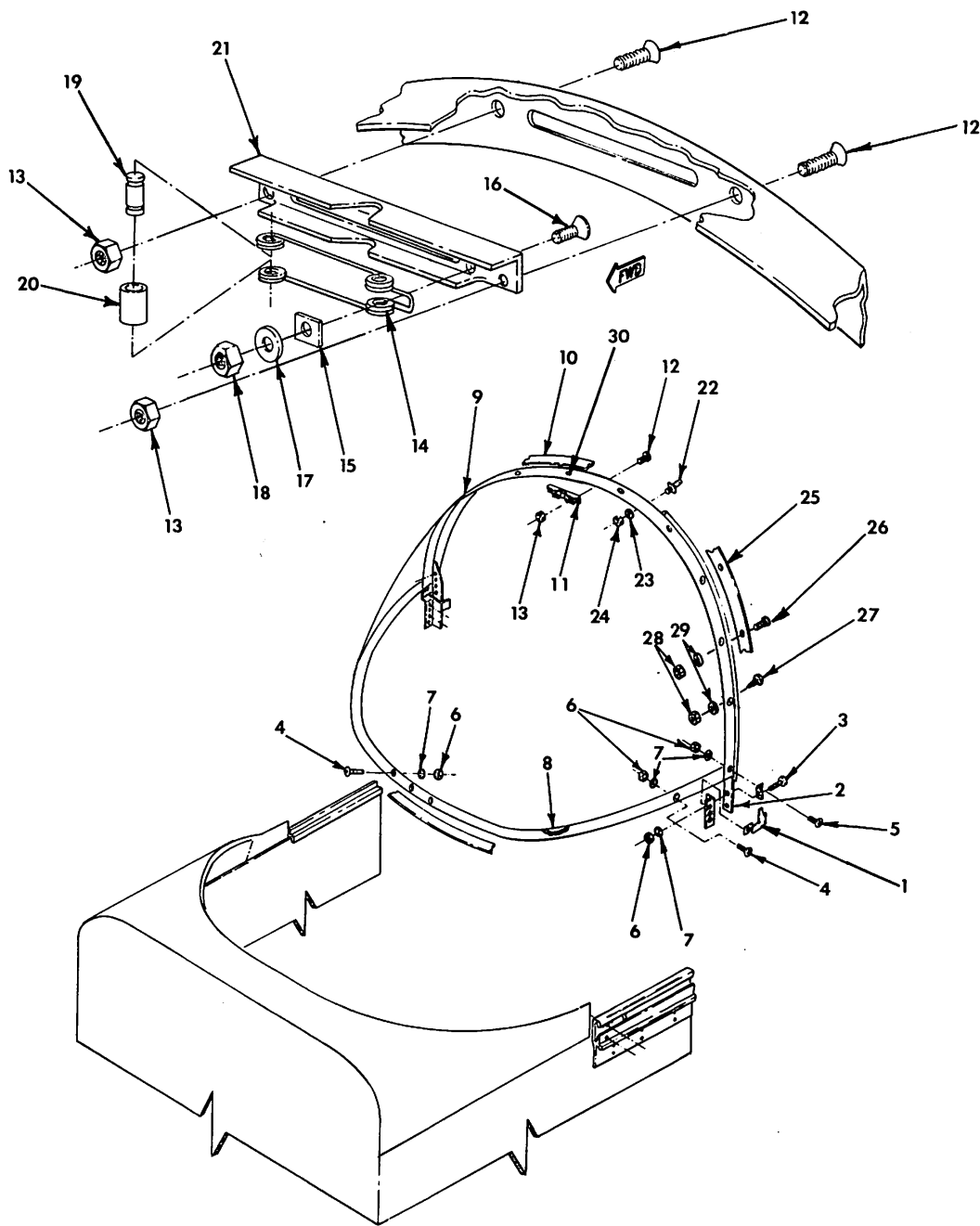

Figure & Index No.	Part Number	Nomenclature	Units Per Assy	Usable On Code
55- 1 -52	301030-501	. . . BEARING SUPPORT ASSEMBLY	2	
	902013-1	. . . BEARING	1	
	301030-1	. . . SUPPORT	1	
-53	902014-3	. . . SPACER	2	
-54	902014-2	. . . SPACER	AR	
-55	902010-502	. . . BEARING SUPPORT ASSEMBLY	2	
	902010-3	. . . COLLAR	1	
	902013-1	. . . BEARING	1	
	902010-2	. . . SUPPORT	1	
-56	902013-4	. . . BEARING	4	
	902014-2	. . . SPACER	AR	
-57	902012-3	. . . SPACER	2	
-58	301025-501	. . . STABILIZER ASSEMBLY	2	
	301025-503	. . . STABILIZER ASSEMBLY (OPT) (ATTACHING PARTS)	2	*
-59	AN4-5A	. . . BOLT	1	
	AN960-416	. . . WASHER	1	
-60	AN6-7A	. . . BOLT	4	
	AN960-616	. . . WASHER	4	
-61	302042-1	. . . SPACER	2	
-62	301035-3	. . . SHIM	AR	
	301035-4	. . . SHIM	AR	
-63	901056-1	. . . BOLT	4	
-64	AN316-4R	. . . NUT	4	
-65	603072-501	. . . BRACKET ASSEMBLY, AILERON RETURN PULLEY	1	
	NAS684A6	. . . NUTPLATE	2	
		(ATTACHING PARTS)		
	1604-0412	. . . RIVET (V19738)	2	
	NAS1023N4	. . . NUTPLATE	1	
		ALTERNATE PART: NAS680A3 (ATTACHING PARTS)		
	1204-0306	. . . RIVET (V19738)	2	
	603072-1	. . . BRACKET	1	
-66	5301033-1	. . . SPAR STIFFENER FLANGE	1	
-67	301035-1	. . . SHIM	AR	
	301035-2	. . . SHIM	AR	
-68	NAS1738B4.3	. . . RIVET (V11815)	20	
		*INCLUDES OPTIONAL ABRASION BOOT INSTALLATION.		

CHAPTER 56

WINDOWS

TABLE OF CONTENTS

SUBJECT	FIGURE NUMBER
WINDSHIELD INSTALLATION	56-1
CABIN WINDOWS INSTALLATION	56-2

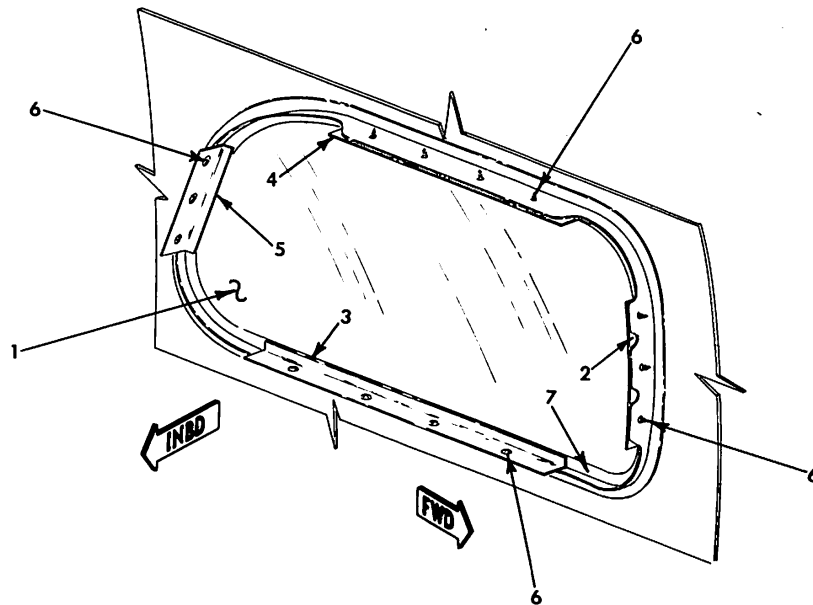



Windshield Installation
Figure 56-1

GRUMMAN AMERICAN AVIATION

AA-1C
ILLUSTRATED PARTS CATALOG

Figure & Index No.	Part Number	Nomenclature	Units Per Assy	Usable On Code	
					1 2 3 4 5 6 7
56- 1 -	102393-501	WINDSHIELD INSTALLATION (STD)	1		
	102393-503	WINDSHIELD INSTALLATION (OPT)	AR		
	102393-507	WINDSHIELD ASSY (STD)	1		
	102393-508	WINDSHIELD ASSY (OPT)	1		
			(ATTACHING PARTS)		
	- 1	102443-1	BRACKET	2	
	- 2	102336-1	SHIM	AR	
	- 3	AN3-5A	BOLT	4	
	- 4	MS24693S272	SCREW	5	
	- 5	MS35207-264	SCREW	2	
	- 6	AN960-10L	WASHER	11	
	- 7	MS20364-1032	NUT	11	
	- 8	V9132A	TAPE (V26066)	AR	
		801017-501	MAGNETIC COMPASS INSTALLATION (SEE FIGURE 34-6 FOR DETAIL BREAKDOWN.)	1	
	- 9	102393-901	WINDSHIELD - BOW ASSY CLEAR (STD)	1	
		192393-902	WINDSHIELD - BOW ASSY, TINTED (OPT)	1	
	-10	GAES414-3	SEAL	1	
	-11	102441-502	BEARING BLOCK ASSY	1	
			(ATTACHING PARTS)		
	-12	MS24693S51	SCREW	2	
	-13	MS20364-832	NUT	2	
			-----*		
	-14	102436-1	SPRING	1	
	-15	102440-1	RETAINER SPRING	1	
			(ATTACHING PARTS)		
	-16	MS24693S27	SCREW	1	
	-17	AN960-6	WASHER	1	
	-18	MS21042-06	NUT	1	
			-----*		
	-19	102428-1	RETAINER BEARING	1	
-20	102429-1	BEARING	1		
-21	102446-1	BLOCK BEARING	1		
	102398-1	SHIM	AR		
	102398-2	SHIM	AR		
-22	102325-2	GUIDE PIN	2		
-23	AN960-416L	WASHER	2		
-24	22K2-048	NUT METAL CAP (ESNA)	2		
-25	102394-1	RETAINER (LH)	1		
	102394-2	RETAINER (CTR)	1		
	102394-3	RETAINER (RH)	1		
-26	MS24693S27	SCREW	16		
-27	MS24693S29	SCREW	2		
-28	AN960-6L	WASHER	18		
-29	MS20364-632	NUT	18		
-30	MS24693-S51	SCREW	2		
	GAES75-2	WASHER	2		
	GAES75-1	WASHER	2		
	MS20364-1032	NUT	2		



Cabin Windows Installation
Figure 56-2

GRUMMAN AMERICAN AVIATION

**AA-1 SERIES
ILLUSTRATED PARTS CATALOG**

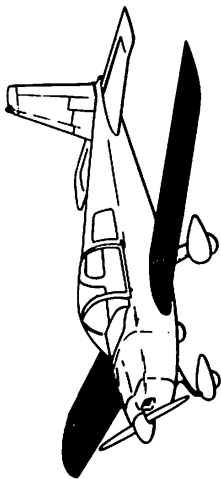
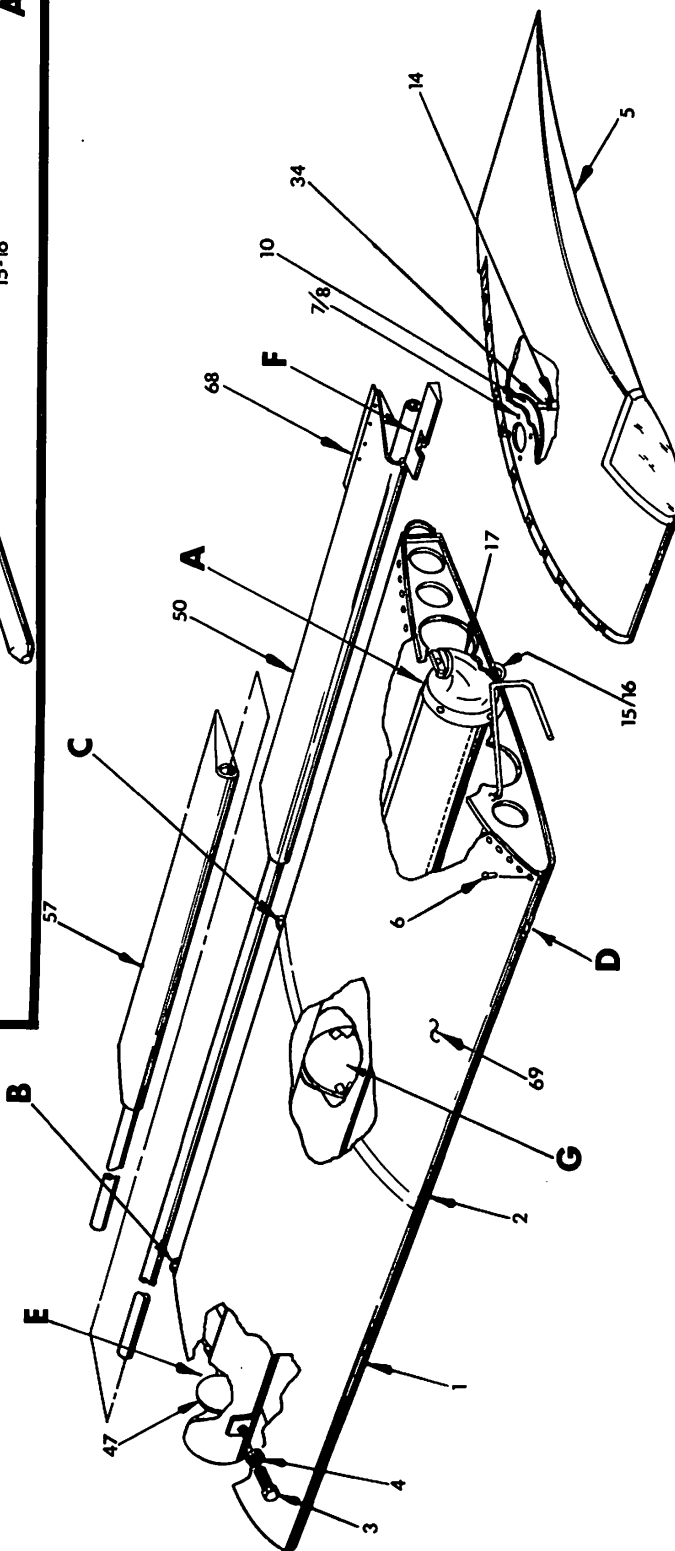
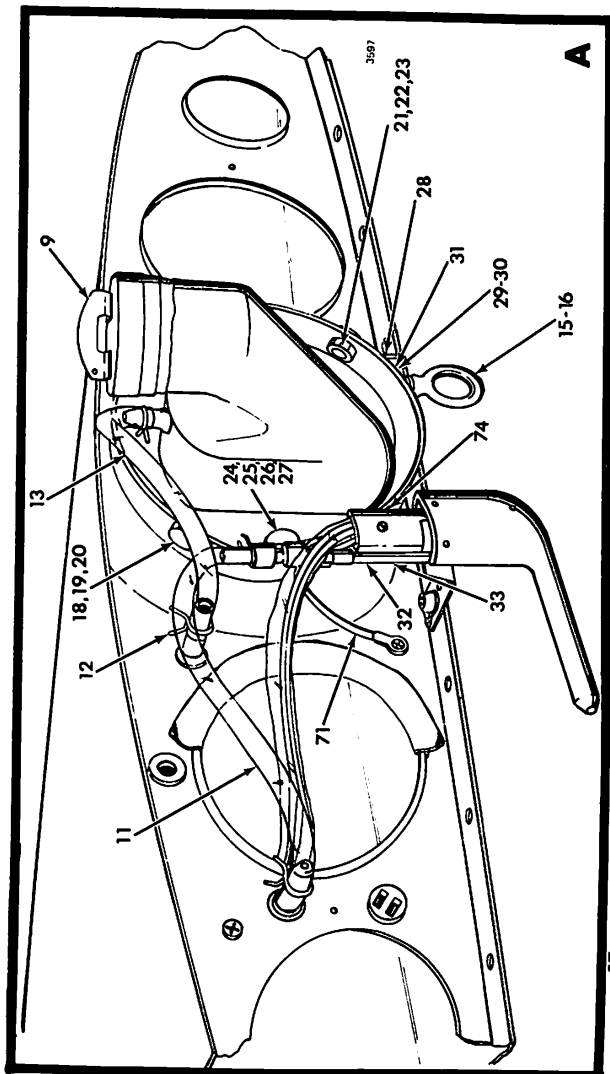
Figure & Index No.	Part Number	Nomenclature	Units Per Assy	Usable On Code
56- 2 - - 1 - 2 - 3 - 4 - 5 - 6 - 7	NO NUMBER	CABIN WINDOWS, INSTALLATION(LH)	NP	
	NO NUMBER	CABIN WINDOWS, INSTALLATION(RH)	NP	
	102322-1	WINDOW (LH)	1	
	102322-2	WINDOW (RH)	1	
	102307-1	RETAINER, WINDOW (LH - FORWARD)	1	
	102307-2	RETAINER, WINDOW (RH - FORWARD)	1	
	102306-1	RETAINER, WINDOW (LOWER)	2	
	102306-2	RETAINER, WINDOW (UPPER)	2	
	102308-1	RETAINER, WINDOW (LH - AFT)	1	
	102308-2	RETAINER, WINDOW (RH - AFT)	1	
	GAES1021A6-4	SCREW	28	
	102299-8	SEAL, VINYL FOAM	2	
	Y9040	ALUMINUM TAPE (V26066)	AR	

CHAPTER 57

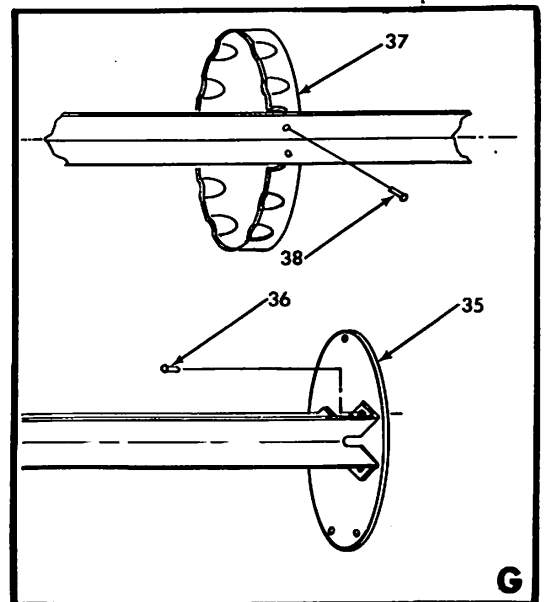
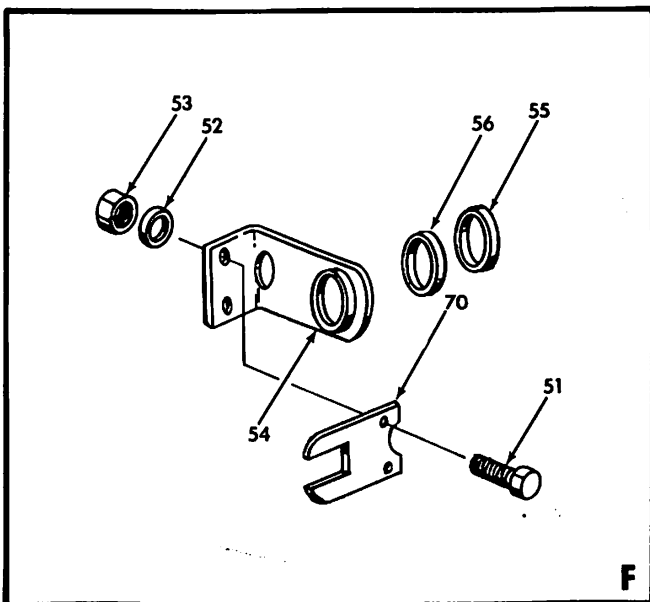
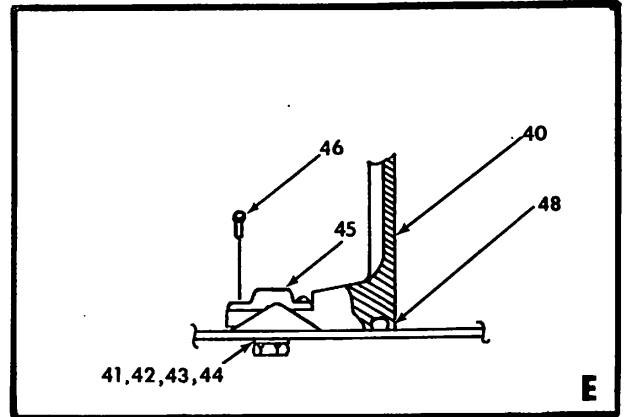
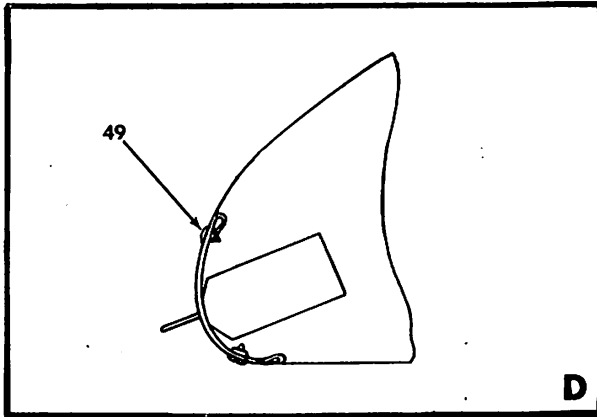
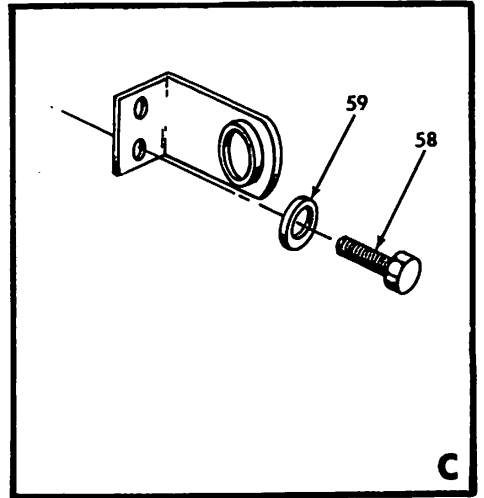
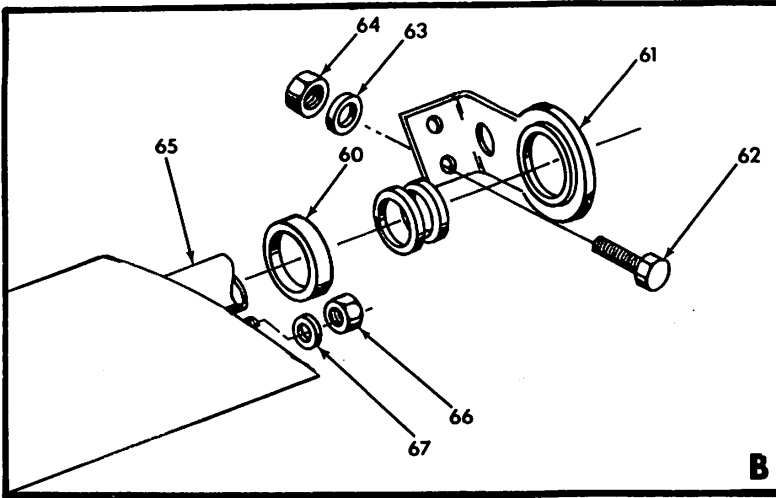
WINGS

TABLE OF CONTENTS

SUBJECT	FIGURE NUMBER
WING ASSEMBLY AND INSTALLATION	57-1
WING TIP ASSEMBLY	57-2
WING ROOT INSTALLATION	57-3
WING SPOILER ASSEMBLY AND INSTALLATION	57-4
AILERON ASSEMBLY	57-5



Wing Assembly and Installation (Sheet 1 of 2)
Figure 57-1



Wing Assembly and Installation (Sheet 2 of 2)
Figure 57-1

Figure & Index No.	Part Number	Nomenclature 1 2 3 4 5 6 7	Units Per Assy	Usable On Cut
57- 1	200006-501	WING ASSEMBLY AND INSTALLATION (LH)	NP	
	200006-502	WING ASSEMBLY AND INSTALLATION (RH)	NP	
- 1	201184-1	STALL STRIP (ATTACHING PARTS)	1	
	1601-0410	RIVET (V19738)	3	
- 2	200005-501	WING ASSEMBLY (LH)	1	
	200005-502	WING ASSEMBLY (RH) (ATTACHING PARTS)	1	
- 3	901044-2	SHOULDER BOLT	2	
- 4	AN960-616	WASHER	2	
- 5	201191-505	WING TIP ASSEMBLY (LH) (SEE FIGURE 57-2 FOR DETAIL BREAKDOWN.)	1	
	201191-506	WING TIP ASSEMBLY (RH) (SEE FIGURE 57-2 FOR DETAIL BREAKDOWN.) (ATTACHING PARTS)	1	
	MS24694-S3	SCREW	1	
- 6	MS24694-S5	SCREW	23	
- 7	GAES1022Z6-10	SCREW	4	
- 8	GAES1300-1	WASHER	4	
- 9	401124-1	CAP, FUEL	1	
-10	401119-501	SCUPPER ASSEMBLY	1	
	401119-1	SCUPPER	1	
	C6014-6Z-1	SPEED NUT (V78533)	4	
-11	GAES1307-1-13.0	HOSE (200005-501 ONLY) (ATTACHING PARTS)	1	
-12	A-6	HOSE CLAMP (V05657)	2	
-13	GAES1307-1-14.0	HOSE (200005-50 ONLY) (ATTACHING PARTS)	1	
	A-6	HOSE CLAMP (V05657)	2	
	GAES1307-1-5.0	HOSE (200005-501 ONLY) (ATTACHING PARTS)	1	
	A-6	HOSE CLAMP (V05657)	2	
	SST-1M	TY-RAP	1	
-14	GAES1307-1-5.75	HOSE (ATTACHING PARTS)	1	
	A-6	HOSE CLAMP (V05657)	1	
-15	901033-1	EYE BOLT	1	
-16	AN960-516L	WASHER	1	
-17	401109-501	END PLATE ASSEMBLY (ATTACHING PARTS)	1	
-18	AN3-6A	BOLT	2	
-19	AN960-10L	WASHER	4	
-20	MS20364-1032	NUT	2	
-21	AN3-7A	BOLT	2	
-22	AN960-10L	WASHER	2	
-23	MS20364-1032	NUT	2	
-24	AN3-5A	BOLT	4	
-25	MS20364-1032	NUT	4	
-26	AN960-10	WASHER	4	
-27	600-001-10	STAT-O-SEAL (V45681)	4	
-28	201173-501	BRACKET ASSEMBLY (LH)	1	
	201173-502	BRACKET ASSEMBLY (RH)	1	

Figure & Index No.	Part Number	Nomenclature	Units Per Assy	Usable On Code
57- 1 -29	22NA1-054	ANCHOR NUT (ESNA) ALTERNATE PART: NAS680A5 (ATTACHING PARTS)	1	
-30	AN426AD4-5	RIVET	2	
-31	201173-1	BRACKET (LH)	1	
	201173-2	BRACKET (RH)	1	
-32	401010-501	PITOT TUBE ASSEMBLY (STD) (200005-501 ONLY)	1	
-33	MS35489-6	GROMMET (200005-501 ONLY)	1	
	201194-1	SHIM	AR	
-34	804007-1	TUBE	1	
	MS29513-361	O-RING	1	
	401117-501	ALTERNATE PART: 361-7657 (V86579) FUEL TANK BAFFLE ASSEMBLY	1	
-35	401115-1	END TANK BAFFLE (ATTACHING PARTS)	1	
-36	MS20470AD5-6	RIVET	4	
-37	401116-1	TANK BAFFLE (ATTACHING PARTS)	2	
-38	MS20470AD5-5	RIVET	4	
-39	401117-1	SUPPORT ANGLE	2	
-40	401110-502	END PLATE ASSEMBLY (ATTACHING PARTS)	1	
-41	AN3-6A	BOLT	2	
-42	600-001-10	STAT-O-SEAL	2	
-43	A1430	EYELET (V57771)	AR	
-44	GAES1306-1	WASHER	AR	
-45	NAS680A3	NUTPLATE (ATTACHING PARTS)	2	
-46	MS204070AD3-7	RIVET	2	
-47	401110-3	END PLATE	1	
-48	MS25913-361	O-RING ALTERNATE PART: 361-7657 (V86579)	1	
	201195-1	SHIM	AR	
-49	5804040-502	LIFT DETECTOR ASSEMBLY (200003-502 ONLY) (ATTACHING PARTS)	1	
	GAES1021Z6-6	SCREW	2	
	A6014-Z6-1	NUT (V78533)	2	
	5804041-501	LIFT DETECTOR SWITCH	1	
	5804042-4	MOUNTING PLATE (ATTACHING PARTS)	1	
	1604-0412	RIVET (V19738)	2	
	5803007-79	PLACARD	1	
-50	202032-501	AILERON ASSEMBLY (LH) (SEE FIGURE 57-5 FOR DETAIL BREAKDOWN)	1	
	202032-502	AILERON ASSEMBLY (RH) (SEE FIGURE 57-5 FOR DETAIL BREAKDOWN) (ATTACHING PARTS)	1	
-51	AN3-5A	BOLT	2	
-52	AN960-10L	WASHER	2	
-53	MS20365-1032	NUT	2	
-54	902010-501	SUPPORT-BEARING ASSEMBLY	2	
	902010-3	COLLAR	1	

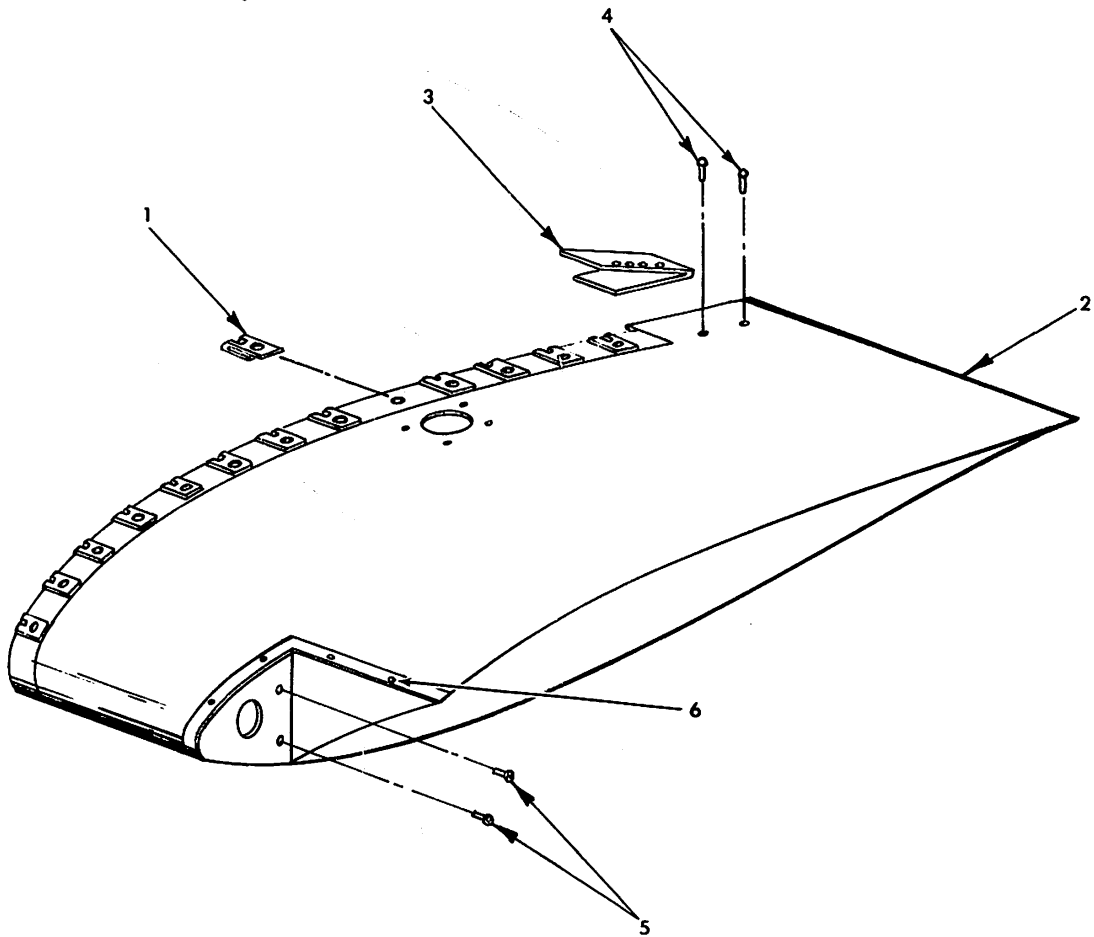

Figure & Index No.	Part Number	Nomenclature							Units Per Assy	Usable On Code
		1	2	3	4	5	6	7		
57- 1 -	902013-1	BEARING	.	.	1	
	902010-1	SUPPORT	.	.	1	
- 55	902014-4	SPACER	.	.	2	
- 56	902014-2	SPACER	.	.	AR	
- 57	203018-502	FLAP ASSEMBLY	.	.	2	
						(ATTACHING PARTS)				
- 58	AN3-5A	BOLT	.	.	2	
- 59	AN960-10	WASHER	.	.	2	

- 60	902014-1	SPACER	.	.	1	
- 61	201180-501	SUPPORT-BEARING ASSEMBLY	.	.	1	
						(ATTACHING PARTS)				
- 62	AN3-5A	BOLT	.	.	2	
- 63	AN960-10	WASHER	.	.	2	
- 64	MS20365-1032	NUT	.	.	2	

	201180-2	COLLAR	.	.	1	
	902013-3	BEARING	.	.	1	
	201180-1	SUPPORT	.	.	1	
- 65	604055-501	FLAP TORQUE TUBE ASSEMBLY	.	.	1	
						(ATTACHING PARTS)				
- 66	MS20365-428	NUT	.	.	1	
- 67	AN960-416	WASHER	.	.	1	

- 68	202036-1	AILERON TRIM TAB	.	.	1	
						(ATTACHING PARTS)				
	MS20426B4-4	RIVET	.	.	4	

- 69	201188-507	PANEL ASSEMBLY, WING (LH)	.	.	1	
	201188-508	PANEL ASSEMBLY, WING (RH)	.	.	1	
- 70	603074-4	AILERON STOP (LH & RH)	.	.	1	
- 71	5402006-501	GROUNDING STRAP	.	.	1	
	1601-0410	RIVET (V19738)	.	.	1	
	AN936B6	WASHER	.	.	1	
	AN936B10	WASHER	.	.	1	

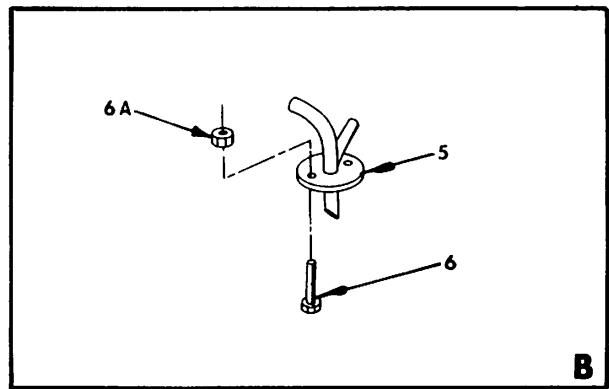
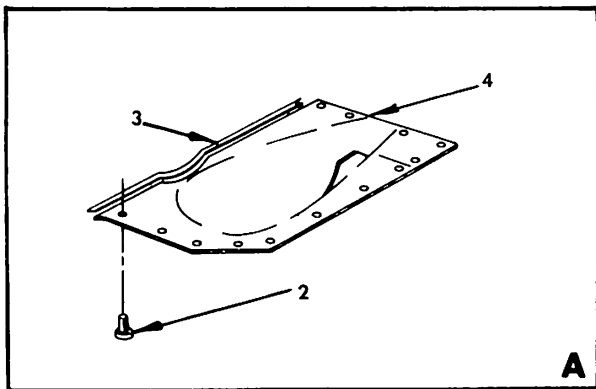
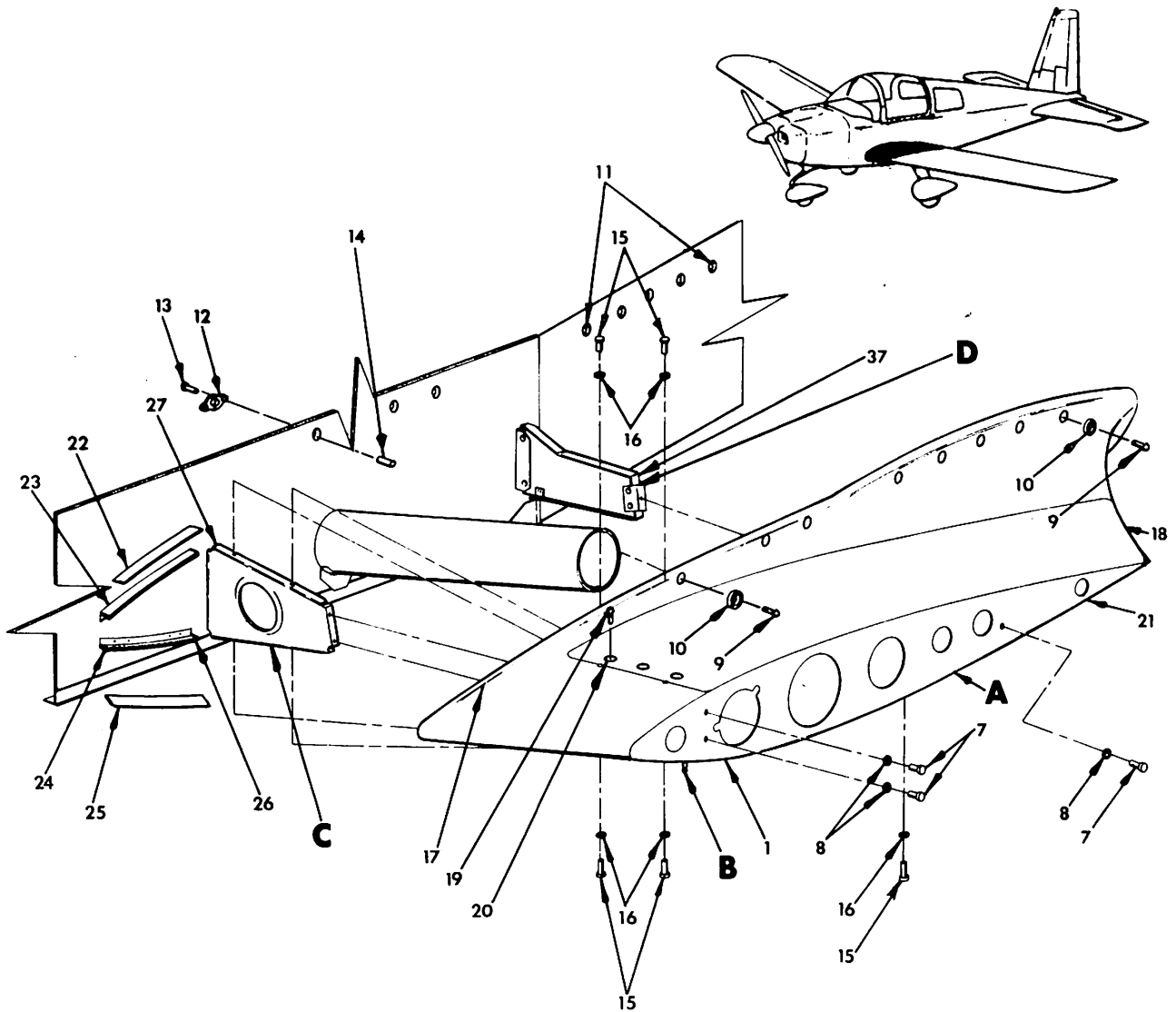


Wing Tip Assembly
Figure 57-2

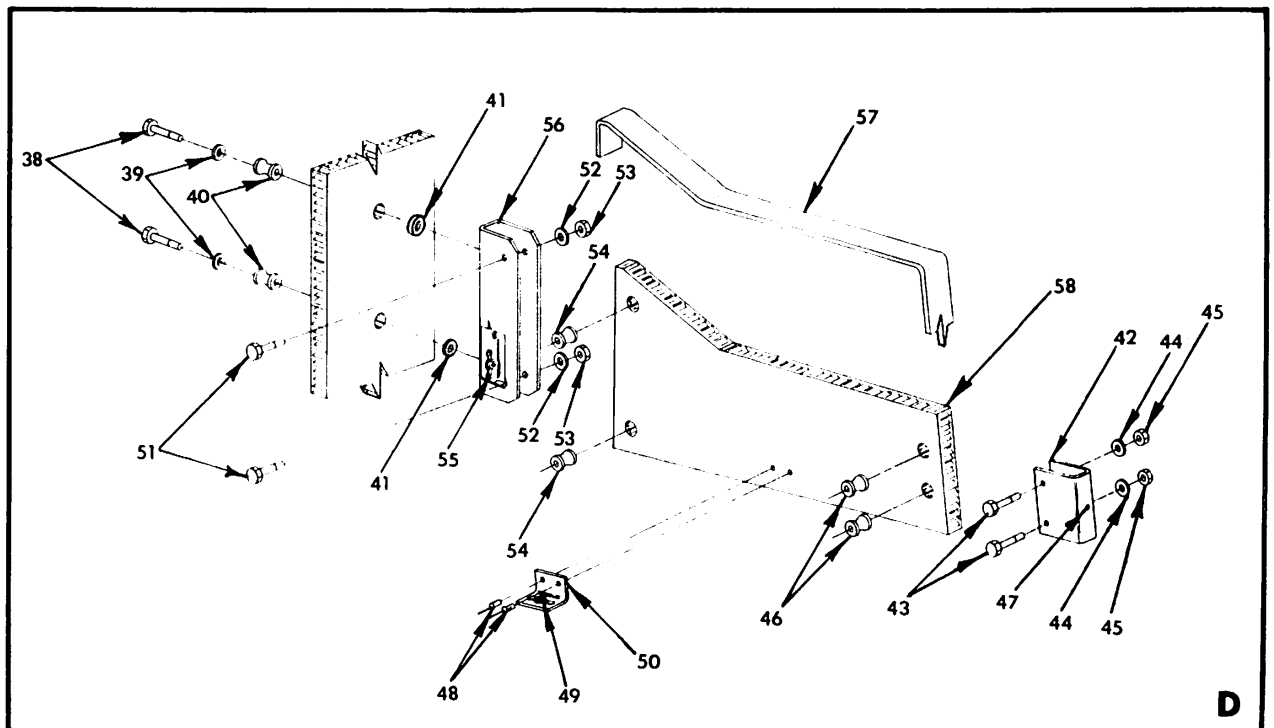
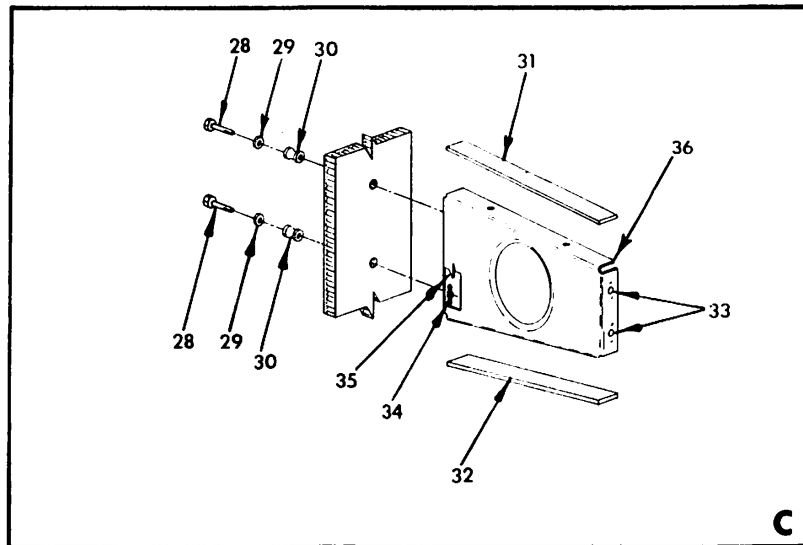
GRUMMAN AMERICAN AVIATION

AA-1C
ILLUSTRATED PARTS CATALOG

Figure & Index No.	Part Number	Nomenclature							Units Per Assy	Usable On Code
		1	2	3	4	5	6	7		
57- 2 - - 1 - 2 - 3 - 4 - 5 - 6	201191-505	REF	
	201191-506	REF	
	RM52LHA4972-6-82	24	
	NO NUMBER	NP	
	201191-503	1	
	201191-504	1	
	201182-1	1	
	1604-0412	3	
	A6-75	2	
	531	AR	
	A8-75	8	



Wing Root Installation (Sheet 1 of 2)
Figure 57-3



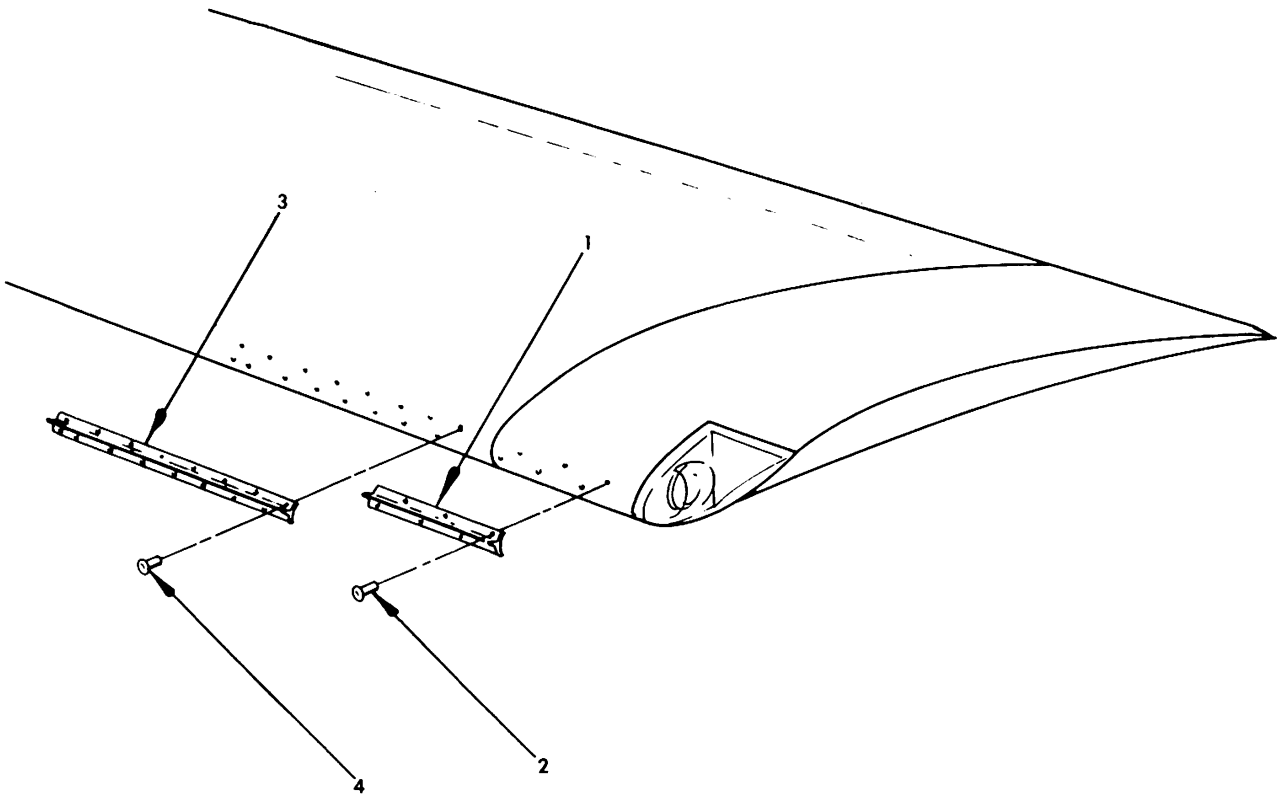

Wing Root Installation (Sheet 2 of 2)
Figure 57-3

GRUMMAN AMERICAN AVIATION

**AA-1C
ILLUSTRATED PARTS CATALOG**

Figure & Index No.	Part Number	Nomenclature	Units Per Assy	Usable On Code
57- 3 -	201190-501	WING ROOT INSTALLATION (LH)	NP	
	201190-502	WING ROOT INSTALLATION (RH)	NP	
- 1	201178-501	ACCESS PANEL ASSEMBLY (LH)	1	
	201178-502	ACCESS PANEL ASSEMBLY (RH)	1	
		(ATTACHING PARTS)		
- 2	AN526-832R8	SCREW	13	
- 3	GAES404-1-24	SEAL	1	
- 4	201178-1	ACCESS PANEL (LH)	1	
	201178-2	ACCESS PANEL (RH)	1	
- 5	401127-501	JUNCTION, VENT DRAIN (LH)	1	
	401127-502	JUNCTION, VENT DRAIN (RH)	1	
		(ATTACHING PARTS)		
- 6	AN526-832R6	SCREW	2	
- 6A	MS20364-832	NUT	2	
		(ATTACHING PARTS)		
	201189-503	WING ROOT ASSEMBLY (LH)	1	
	201189-504	WING ROOT ASSEMBLY (RH)	1	
		(ATTACHING PARTS)		
- 7	AN3-4A	BOLT	3	
- 8	AN960-10L	WASHER	3	
- 9	MS24694-S273	BOLT	5	
-10	A3235-028-24A	WASHER (V78533)	5	
-11	A10-75	RIVNUT (V03481)	5	
-12	MS20365-1032	NUT	3	
-13	AN970-3	WASHER	3	
-14	GAES201-1	SPACER	3	
-15	MS24693-S272	SCREW	5	
-16	A3235-028-24A	WASHER (V78533)	5	
		(ATTACHING PARTS)		
-17	Y4526	TAPE (V26066)	AR	
-18	201174-25	ANTI-SKID STRIP (LH)	1	
	201174-26	ANTI-SKID STRIP (RH)	1	
		(ATTACHING PARTS)		
-19	1601-0410	RIVET (V19738)	3	
-20	AN960-6L	WASHER	3	
		(ATTACHING PARTS)		
	RM52LHA4792-1082	CLIP NUT (ESNA)	13	
-21	201189-3	WING ROOT (LH)	1	
	201189-4	WING ROOT (RH)	1	
	201192-501	SUPPORT ASSEMBLY, WING ROOT LEADING EDGE (UPPER)	1	
		(ATTACHING PARTS)		
	NAS1398D4-1	RIVET	4	
		(ATTACHING PARTS)		
-22	GAES418-1-9.3	CHAFE STRIP	1	
-23	201192-1	SUPPORT	1	
	201192-502	SUPPORT ASSEMBLY, WING ROOT LEADING EDGE (LOWER)	1	
		(ATTACHING PARTS)		
-24	NAS1398D4-1	RIVET	6	
		(ATTACHING PARTS)		
-25	GAES418-1-9.3	CHAFE STRIP	1	
-26	201192-2	SUPPORT	1	
-27	201193-503	SUPPORT ASSEMBLY, WING ROOT CHORD STATION 6.000 (LH)	1	
	201193-504	SUPPORT ASSEMBLY, WING ROOT CHORD STATION 6.000 (RH)	1	
		(ATTACHING PARTS)		
-28	AN3-10A	BOLT	2	
-29	AN970-3	WASHER	2	
-30	GAES201-1	SPACER	2	

Figure & Index No.	Part Number	Nomenclature	1 2 3 4 5 6 7							Units Per Assy	Usable On Code	
			1	2	3	4	5	6	7			
57- 3	-31	GAES418-1-12.0	1	
	-32	GAES418-1-11.4	1	
	-33	NAS680A3	7	
		1204-0306	(ATTACHING PARTS)									
			2	
			-----*									
	-34	NAS680A3	1	
	-35	201193-5	1	
		1204-0308	(ATTACHING PARTS)									
			2	
			-----*									
	-36	201193-3	1	
		201193-4	1	
	-37	201185-509	1	
		201185-508	1	
			(ATTACHING PARTS)									
	-38	AN3-10A	2	
	-39	AN970-3	2	
	-40	902015-2	2	
	-41	AN960-10	2	
		201185-503	(ATTACHING PARTS)									
	-42		1	
	-43	AN3-10A	2	
	-44	AN960-10L	2	
	-45	MS20365-1032	2	
	-46	902015-2	2	
			-----*									
	-47	K-1000-3	1	
	AN426AD3-4	(ATTACHING PARTS)										
		2		
		-----*										
	201185-3	1		
	201185-504	1		
		(ATTACHING PARTS)										
-48	1601-0410	2		
		-----*										
-49	K-1000-3	1		
	AN426AD3-4	(ATTACHING PARTS)										
		2		
		-----*										
-50	201185-4	1		
	201185-505	1		
		(ATTACHING PARTS)										
-51	AN3-10A	2		
-52	AN960-10L	2		
-53	MS20365-1032	2		
-54	902015-2	2		
		-----*										
-55	K-1000-3	2		
	AN426AD3-4	(ATTACHING PARTS)										
		2		
		-----*										
-56	201185-2	1		
-57	201185-5	1		
-58	201185-7	1		



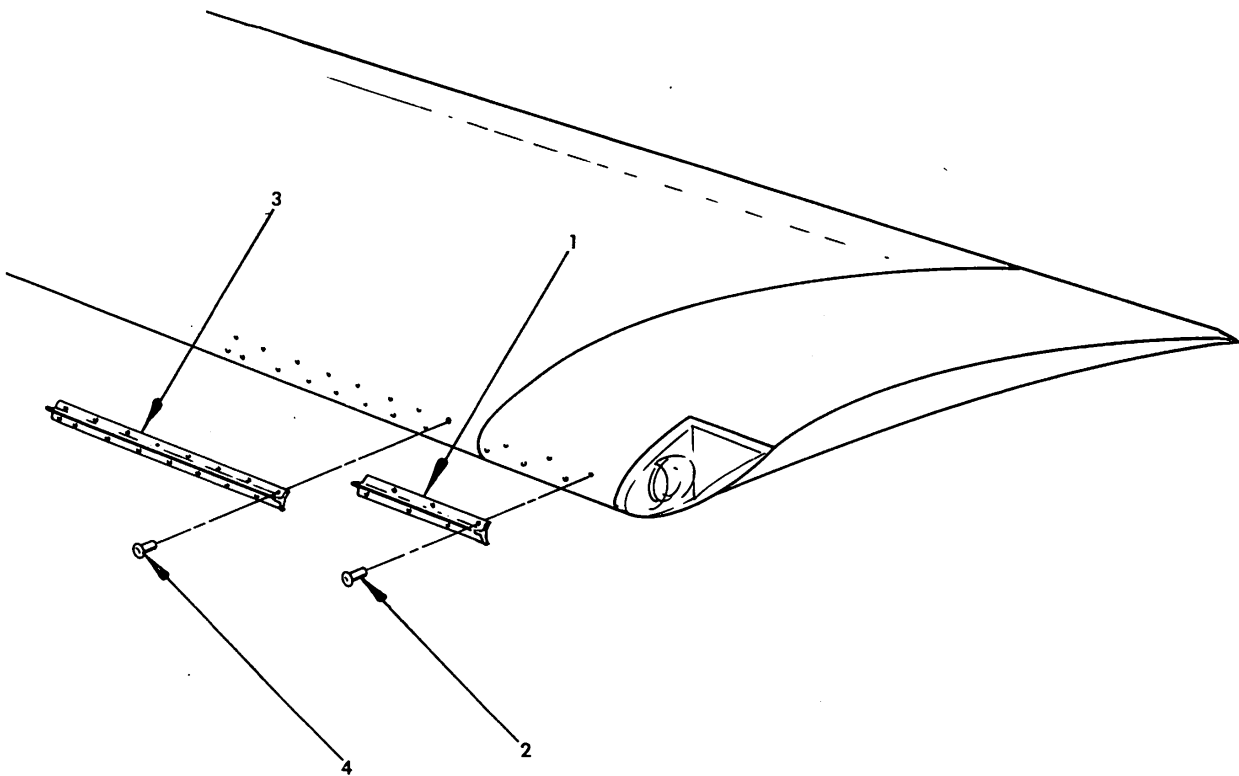

**Wing Spoiler Assembly and Installation
Figure 57-4**

GRUMMAN AMERICAN AVIATION

AA-1C

ILLUSTRATED PARTS CATALOG

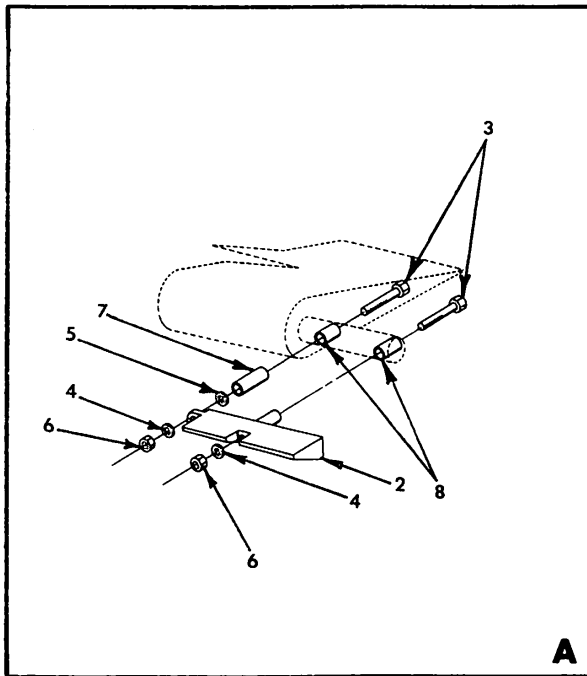
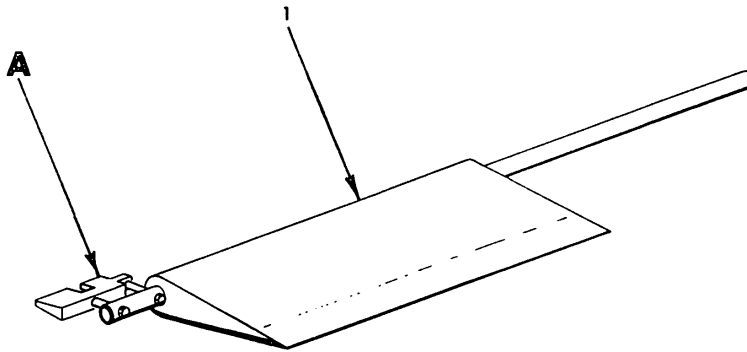

Figure & Index No.	Part Number	Nomenclature	Units Per Assy	Usable On Code		
					1	2
57- 3	-31	GAES418-1-12.0	1			
	-32	GAES418-1-11.4	1			
	-33	NAS680A3	7			
		(ATTACHING PARTS)				
		1204-0306	2			
		RIVET (V19738)				
	-34	NAS680A3	1			
	-35	201193-5	1			
		DOUBLER				
		(ATTACHING PARTS)				
		1204-0308	2			
		RIVET (V19738)				
	-36	201193-3	1			
		SUPPORT (LH)				
		201193-4	1			
		SUPPORT (RH)				
	-37	201185-509	1			
		SUPPORT ASSEMBLY, WING ROOT CHORD				
		STATION 34.000 (LH)				
		201185-508	1			
		SUPPORT ASSEMBLY, WING ROOT CHORD				
		STATION 34.000 (RH)				
		(ATTACHING PARTS)				
	-38	AN3-10A	2			
	-39	AN970-3	2			
	-40	GAES201-1	2			
	-41	AN960-10	2			
		BOLT				
		WASHER				
		SPACER				
		WASHER				
	-42	201185-503	1			
		BRACKET ASSEMBLY				
		(ATTACHING PARTS)				
	-43	AN3-10A	2			
	-44	AN960-10L	2			
	-45	MS20365-1032	2			
	-46	GAES201-1	2			
		NUT				
		SPACER				
	-47	K-1000-3	1			
		NUTPLATE (V31174)				
		(ATTACHING PARTS)				
		AN426AD3-4	2			
		RIVET				
		BRACKET	1			
		201185-3	1			
		201185-504				
		BRACKET ASSEMBLY				
		(ATTACHING PARTS)				
	-48	1601-0410	2			
		RIVET (V19738)				
	-49	K-1000-3	1			
		NUTPLATE (V31174)				
		(ATTACHING PARTS)				
		AN426AD3-4	2			
		RIVET				
	-50	201185-4	1			
		201185-505	1			
		ROOT MOUNTING BRACKET				
		BRACKET ASSEMBLY				
		(ATTACHING PARTS)				
	-51	AN3-10A	2			
	-52	AN960-10L	2			
	-53	MS20365-1032	2			
	-54	GAES201-1	2			
		NUT				
		SPACER				
	-55	K-1000-3	2			
		NUTPLATE (V31174)				
		(ATTACHING PARTS)				
		AN426AD3-4	2			
		RIVET				
	-56	201185-2	1			
	-57	201185-5	1			
	-58	201185-7	1			
		BRACKET				
		SPONGE STRIP				
		SUPPORT				



Wing Spoiler Assembly and Installation
Figure 57-4

GRUMMAN AMERICAN AVIATION
AA-1C
ILLUSTRATED PARTS CATALOG

Figure & Index No.	Part Number	Nomenclature							Units Per Assy	Usable On Code	
		1	2	3	4	5	6	7			
57- 4 - 1 - 2 - 3 - 4	804053-501	REF		
	804065-1	1		
	804053-1	2		
	1604-0412	6		
	804053-2	1		
	1604-0412	16		



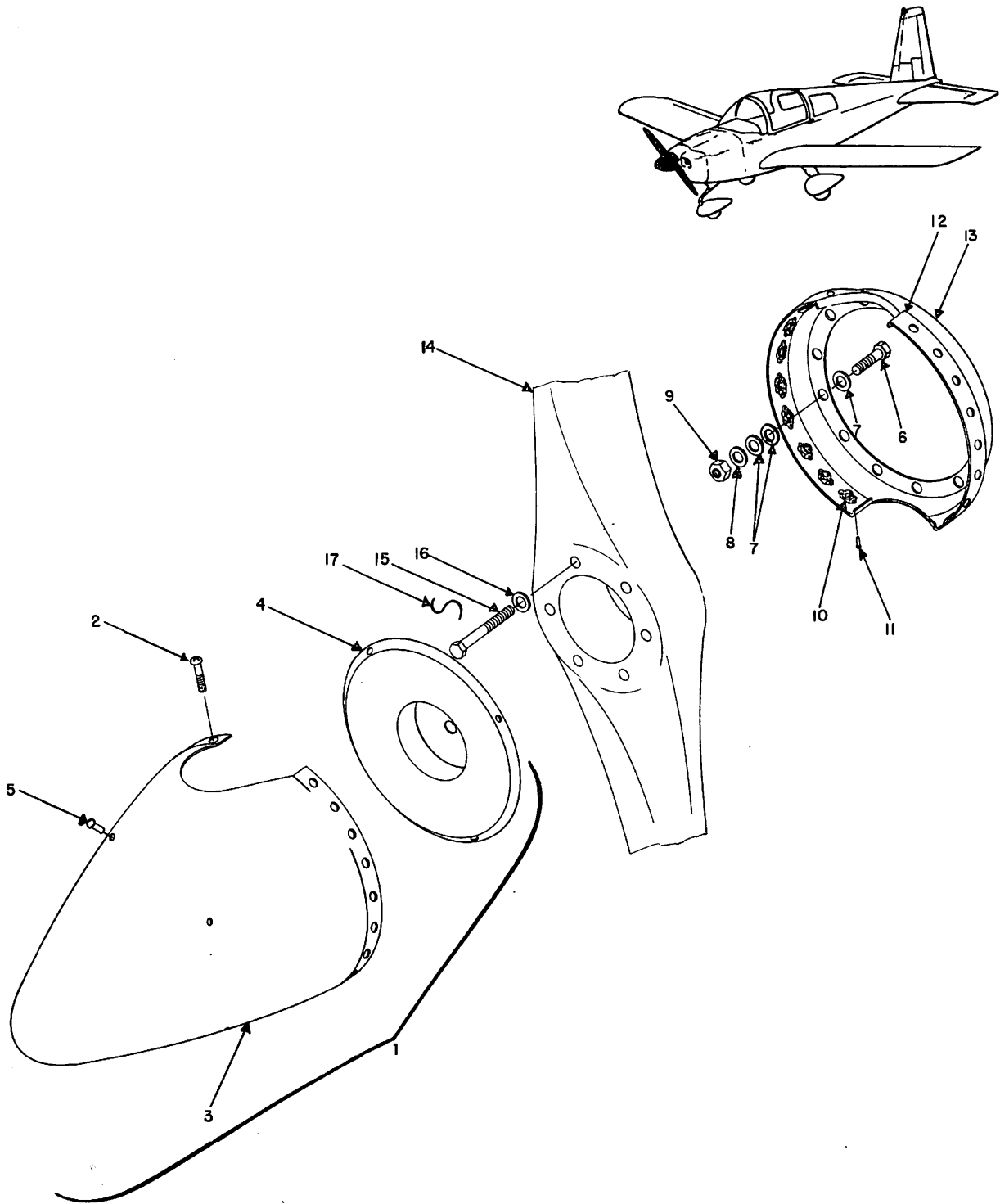
Aileron Assembly
Figure 57-5

GRUMMAN AMERICAN AVIATION
AA-1C
ILLUSTRATED PARTS CATALOG

Figure & Index No.	Part Number	Nomenclature							Units Per Assy	Usable On Code
		1	2	3	4	5	6	7		
57- 5	- 1	202032-501	.	.	.	AILERON ASSEMBLY (LH) (SEE FIGURE 57-1 FOR NHA.)			REF	
		202032-502	.	.	.	AILERON ASSEMBLY (RH)			REF	
	- 2	202033-1	.	.	.	WEIGHT (LH)			1	
		202033-2	.	.	.	WEIGHT (RH)			1	
						(ATTACHING PARTS)				
	- 3	AN173-30A	.	.	.	BOLT			2	
	- 4	AN960-10L	.	.	.	WASHER			2	
	- 5	AN960-10	.	.	.	WASHER			1	
- 6	MS20364-1032	.	.	.	NUT			2		
- 7	202035-1	.	.	.	SPACER			1		
- 8	202034-1	.	.	.	SPACER			2		

CHAPTER 61
PROPELLER
TABLE OF CONTENTS

SUBJECT	FIGURE NUMBER
PROPELLER AND SPINNER INSTALLATION	61-1

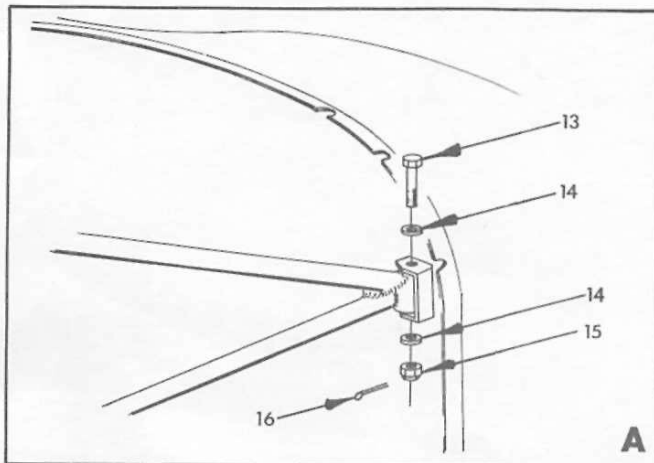
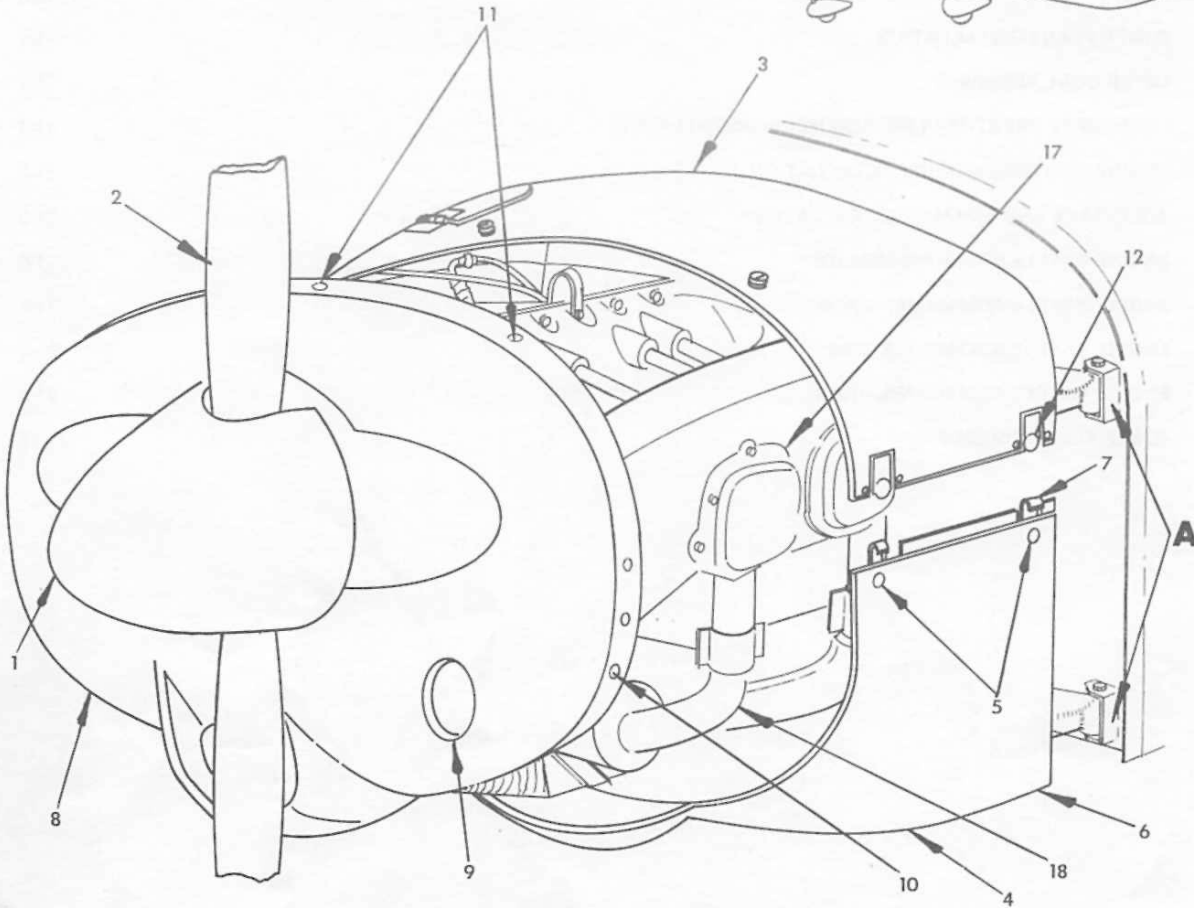



Propeller and Spinner Installation
Figure 61-1

Figure & Index No.	Part Number	Nomenclature							Units Per Assy	Usable On Code	
		1	2	3	4	5	6	7			
61- 1	-	804001-503	PROPELLER AND SPINNER INSTALLATION	REF	
	- 1	506006-503	SPINNER ASSEMBLY	1	
	- 2	AN526-1032R8	(ATTACHING PARTS)		
	- 3	506003-3	SCREW	16	
	- 4	506005-2	SPINNER	1	
	- 5	AN470AD3-4	BULKHEAD	1	
		506004-503	(ATTACHING PARTS)		
	- 6	AN4-11A	RIVET	4	
	- 7	AN960-416	BACK PLATE ASSEMBLY	1	
	- 8	901035-2	(ATTACHING PARTS)		
	- 9	MS20364-428	BOLT	12	
	-10	NAS680A3	WASHER	24	
	-11	MS20426AD3-4	WASHER	12	
	-12	NOT USED	NUT	12	
	-13	506004-1	NUT PLATE	16	
	-14	72CK-0-56	(ATTACHING PARTS)		
	-15	NO NUMBER	RIVET	32	
	-16	NO NUMBER	BACK PLATE	1	
	-17	MS20995-C41	PROPELLER, CRUISE (STD) (V81434)	REF	
			PROPELLER, CLIMB (OPT) (V81434)	REF	
			(ATTACHING PARTS)		
			BOLT (SUPPLIED WITH PROPELLER)	AR	
			WASHER (SUPPLIED WITH PROPELLER)	AR	
			LOCK WIRE	AR	

**CHAPTER 71****POWER PLANT****TABLE OF CONTENTS**

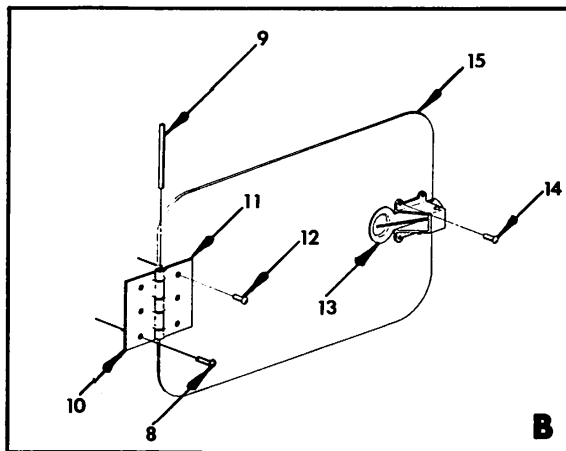
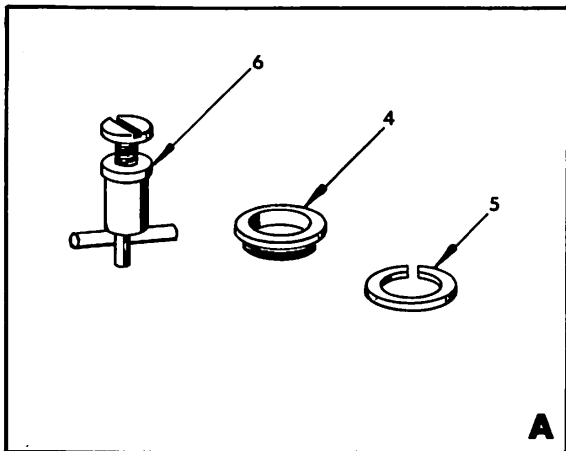
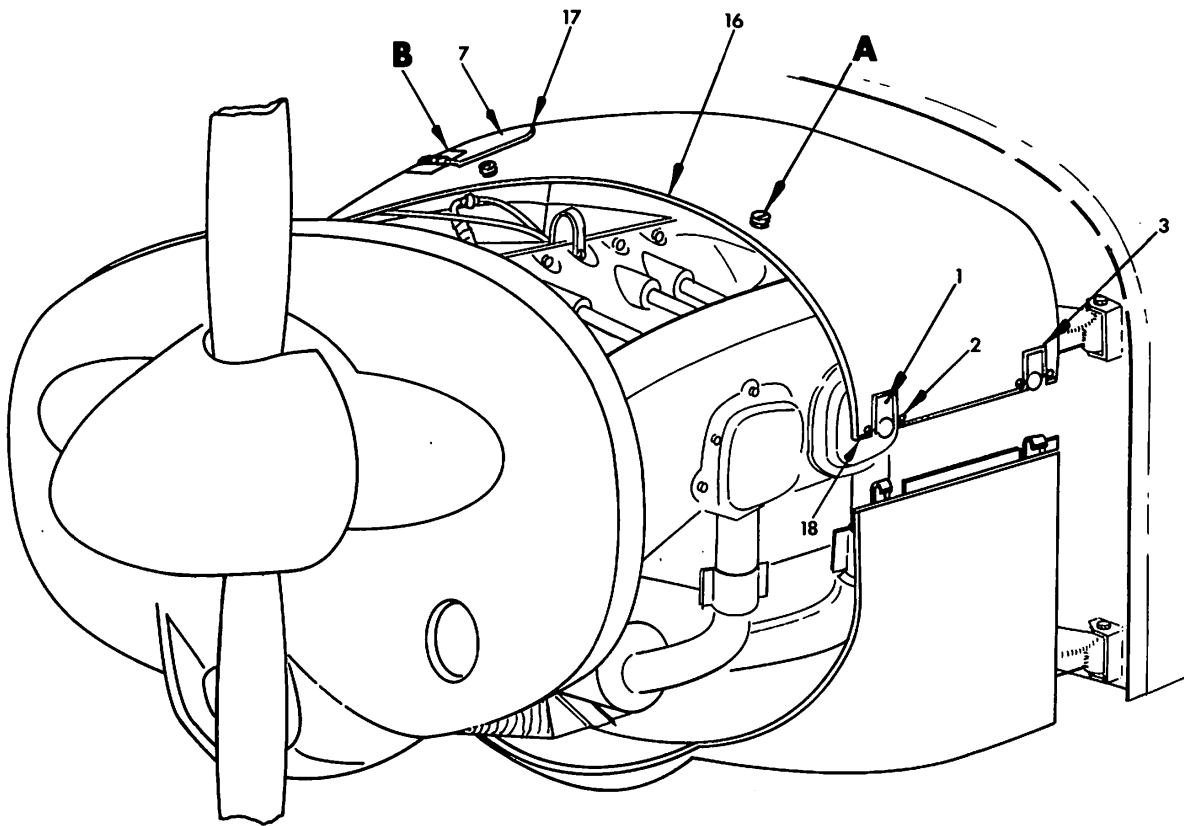

SUBJECT	FIGURE NUMBER
POWER PLANT INSTALLATION	71-1
UPPER COWL ASSEMBLY	71-2
CRANKCASE BREATHER LINE ASSEMBLY INSTALLATION	71-3
ENGINE AND ACCESSORIES INSTALLATION	71-4
AIR INTAKE AND EXHAUST INSTALLATION	71-5
ENGINE BAFFLE STRAP ASSEMBLIES	71-6
ENGINE BAFFLE ASSEMBLIES, FRONT	71-7
ENGINE BAFFLE ASSEMBLIES, SIDE	71-8
ENGINE BAFFLE ASSEMBLIES, REAR	71-9
POWER PLANT BUILDUP	71-10



Power Plant Installation
Figure 71-1

GRUMMAN AMERICAN AVIATION
AA-1C
ILLUSTRATED PARTS CATALOG

Figure & Index No.	Part Number	Nomenclature 1 2 3 4 5 6 7	Units Per Assy	Usable On Code
71- 1 -	500011-501	. POWER PLANT INSTALLATION	NP	
	804011-503	. . SPINNER INSTALLATION (SEE FIGURE 61-1 FOR DETAIL BREAKDOWN.) (V81434)	1	
- 2	72CK-0-56	. . PROPELLER, CRUISE (STD) (V81434)	1	
	72CK-0-52	. . PROPELLER, CLIMB (OPT) (V81434)	1	
- 3	101020-501	. . UPPER COWL ASSEMBLY (SEE FIGURE 71-2 FOR DETAIL BREAKDOWN.)	1	
- 4	101021-503	. . LOWER COWL ASSEMBLY (ATTACHING PARTS)	1	
- 5	MS24693-S273	. . SCREW	26	
- 6	AN526-1032R8	. . SCREW	6	
	AN960-10	. . WASHER	6	
- 7	102021-5 HOOK	4	
	MS20426AD4-5 RIVET	8	
- 8	101025-501 FORWARD COWL ASSEMBLY	1	
- 9	501035-2 COVER PLATE (SEE FIGURE 33-1 FOR LANDING LIGHT INSTALLATION.) (ATTACHING PARTS)	1	
	MS24694-S4 SCREW	4	
	A3135-017-24A WASHER (V78533)	4	
-10	NAS680A3 NUTPLATE (ATTACHING PARTS)	14	
	1204-0306 RIVET (V19738)	2	
-11	214-16 RECEPTACLE (V61957)	2	
	B-832 WELL NUT (V78533)	4	
-12	MS24665-5 COTTER PIN	4	
-13	AN6-21 BOLT	4	
-14	AN960-16 WASHER	8	
-15	AN310-6 NUT	4	
-16	MS24665-283 COTTER PIN	4	
-17	500010-501 ENGINE AND ACCESSORIES INSTALLATION (SEE FIGURE 71-4 FOR DETAIL BREAKDOWN.)	NP	
-18	500010-502 AIR INTAKE AND EXHAUST INSTALLATION (SEE FIGURE 71-5 FOR DETAIL BREAKDOWN.)	NP	
	804061-501 OIL COOLER INSTALLATION (SEE FIGURE 79-1 FOR DETAIL BREAKDOWN.)	REF	



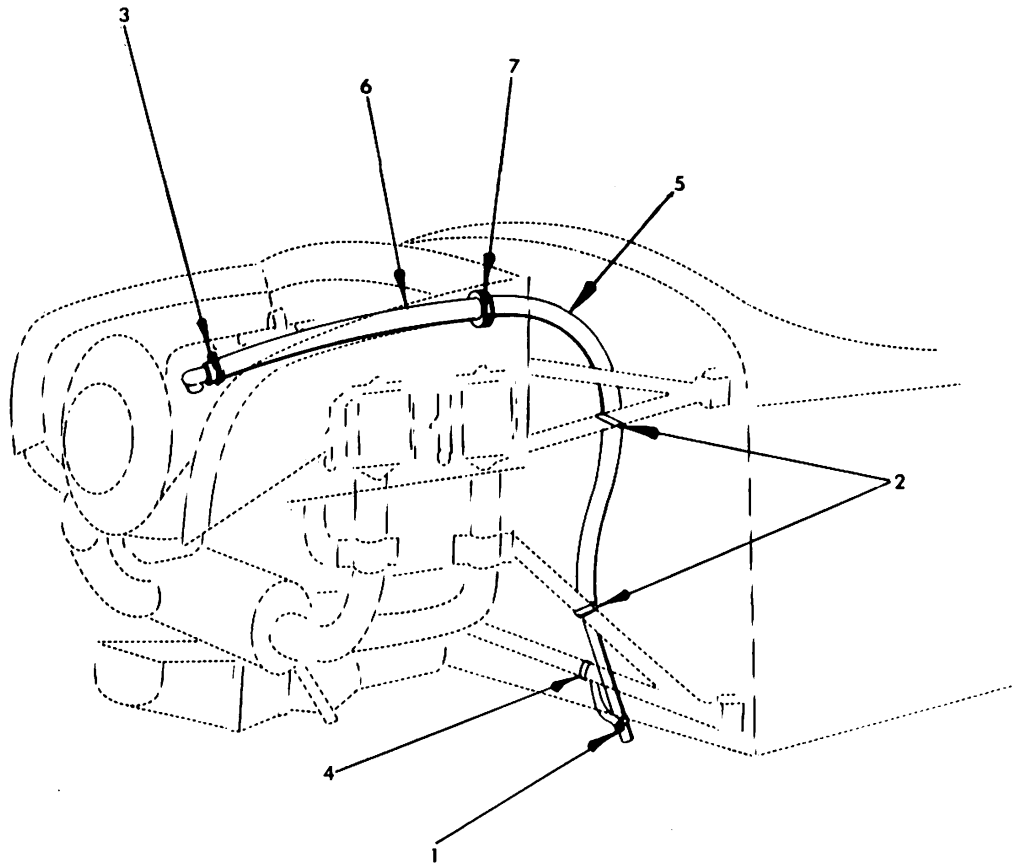

Upper Cowling Assembly
Figure 71-2

GRUMMAN AMERICAN AVIATION

AA-1C

ILLUSTRATED PARTS CATALOG

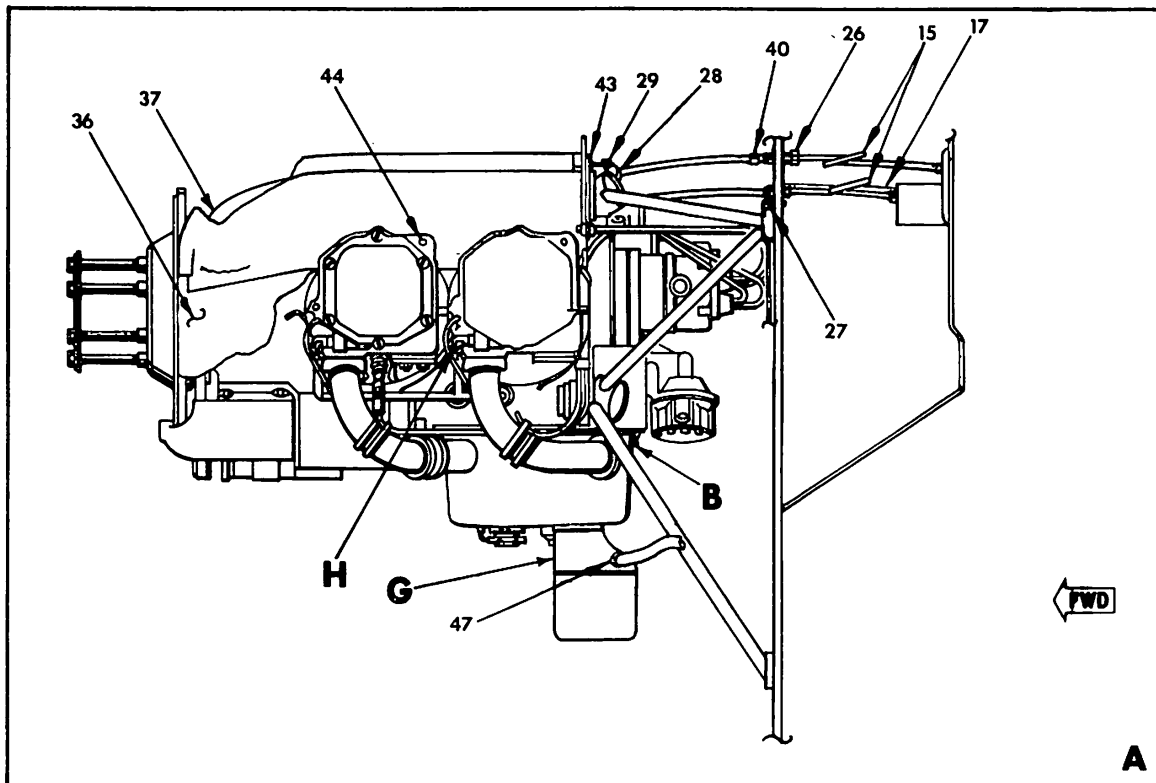
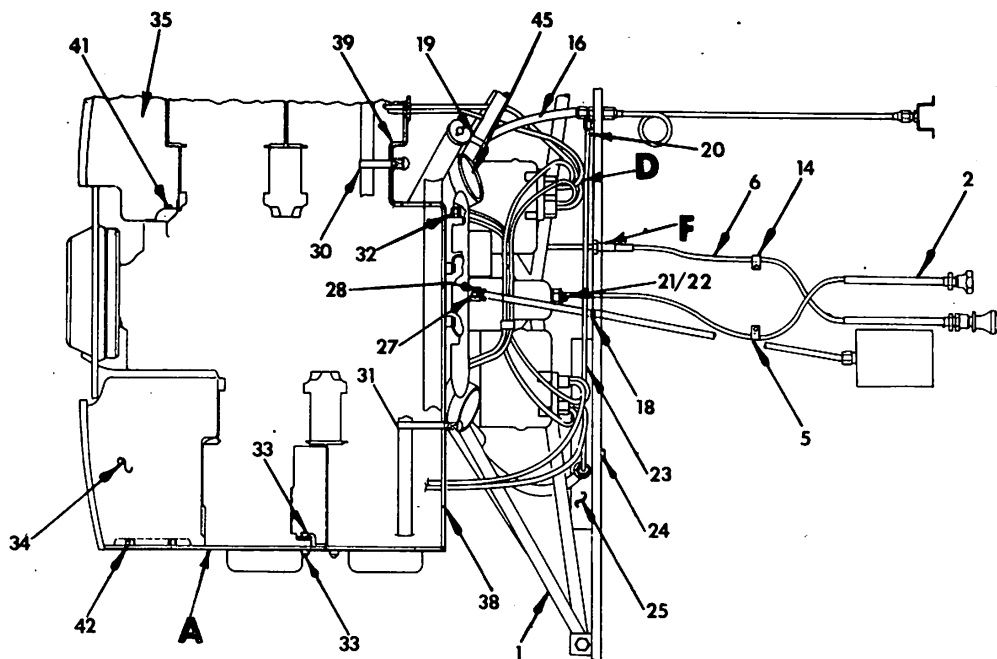
Figure & Index No.	Part Number	Nomenclature							Units Per Assy	Usable On Code	
		1	2	3	4	5	6	7			
71- 2 - 1 - 2 - 3 - 4 - 5 - 6 - 7 - 8 - 9 -10 -11 -12 -13 -14 -15 -16 -17 -18	101020-501	UPPER COWL ASSEMBLY							REF		
	51L1-1X1AA	LATCH (V71286)							4		
	MS20470AD4-5	RIVET							2		
	101020-9	BRACKET (LH)							1		
	101020-10	BRACKET (RH)							1		
	4002-G	GROMMET (V71286)							2		
	R4G	SNAP RING (V71286)							2		
	4002-4	STUD (V71286)							2		
	ALTERNATE PART: 4002-6 (V71286) IF REQUIRED DUE TO MATERIAL THICKNESS										
	101019-501	COWL DOOR ASSEMBLY							1		
	MS20426AD3-5	RIVET							3		
	101019-4	HINGE PIN							1		
	101019-3	HINGE HALF							1		
	101019-2	HINGE HALF							1		
	(ATTACHING PARTS)										
	MS20426AD3-5	RIVET							3		
	KM610-64	LATCH (V71286)							1		
	(ATTACHING PARTS)										
MS20426AD3-4	RIVET							4			
(ATTACHING PARTS)											
101019-1	DOOR							1			
101020-11	CLIP							2			
(ATTACHING PARTS)											
MS20426AD3-4	RIVET							3			
(ATTACHING PARTS)											
101020-12	STRIKER PLATE							1			
(ATTACHING PARTS)											
AN426AD3-4	RIVET							6			
(ATTACHING PARTS)											
101020-7	BRACKET							2			



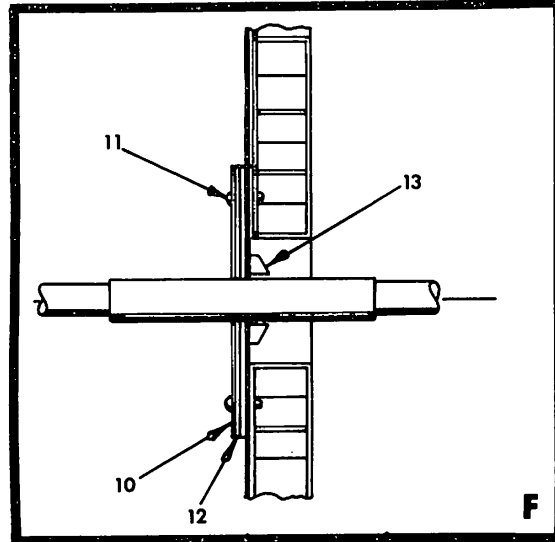
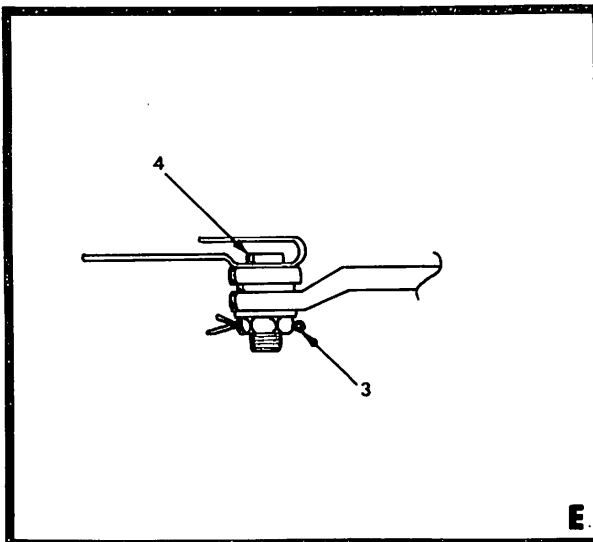
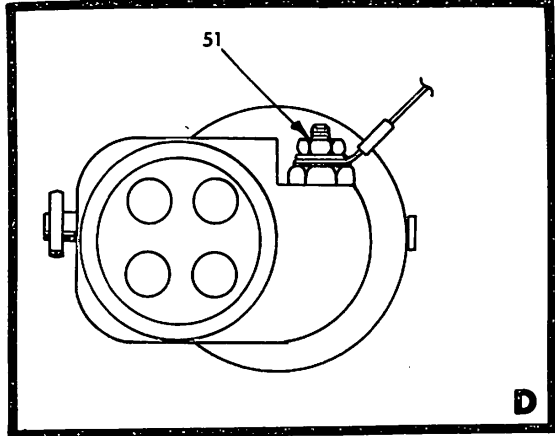
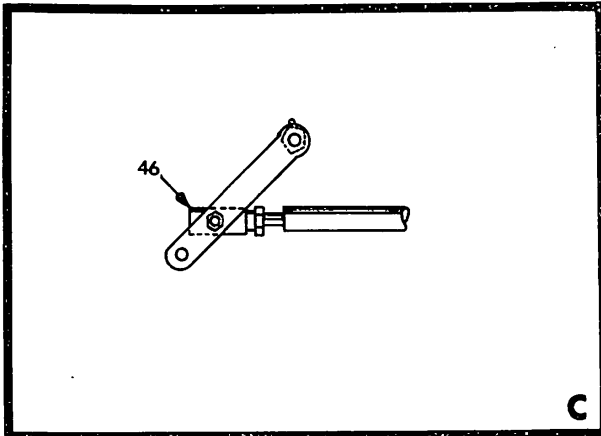
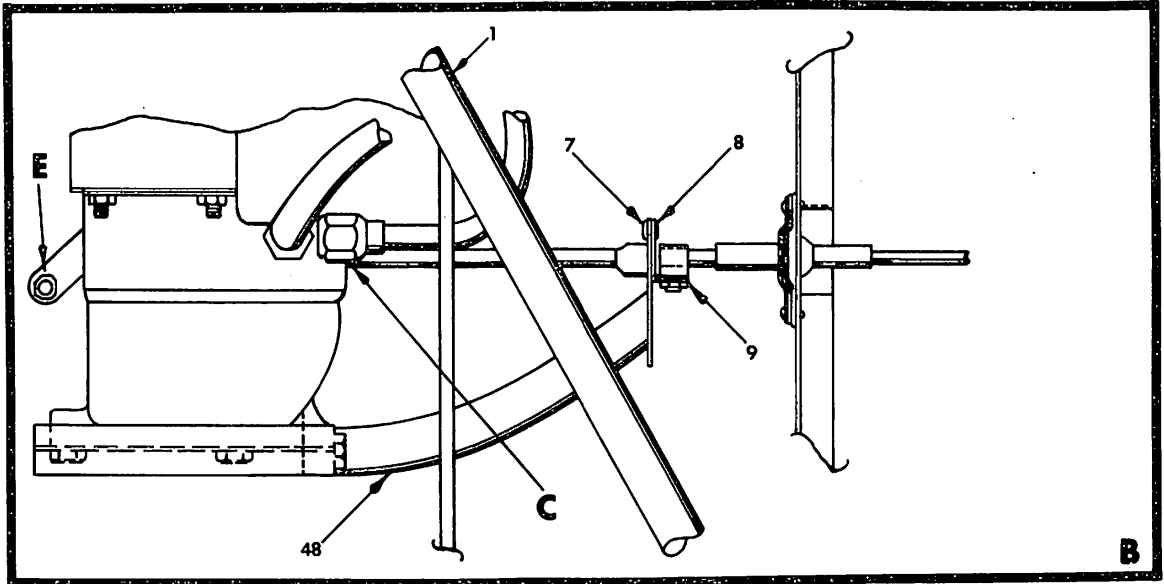
Crankcase Breather Line Installation
Figure 71-3



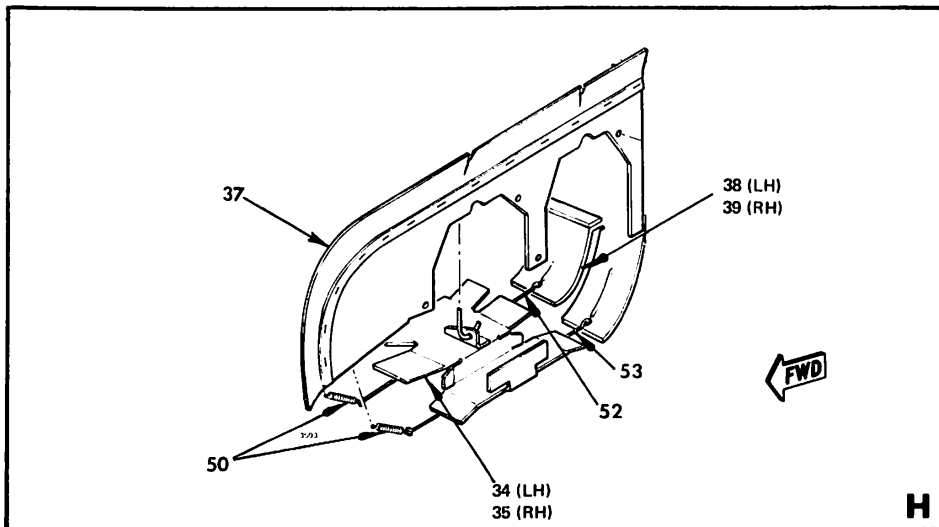
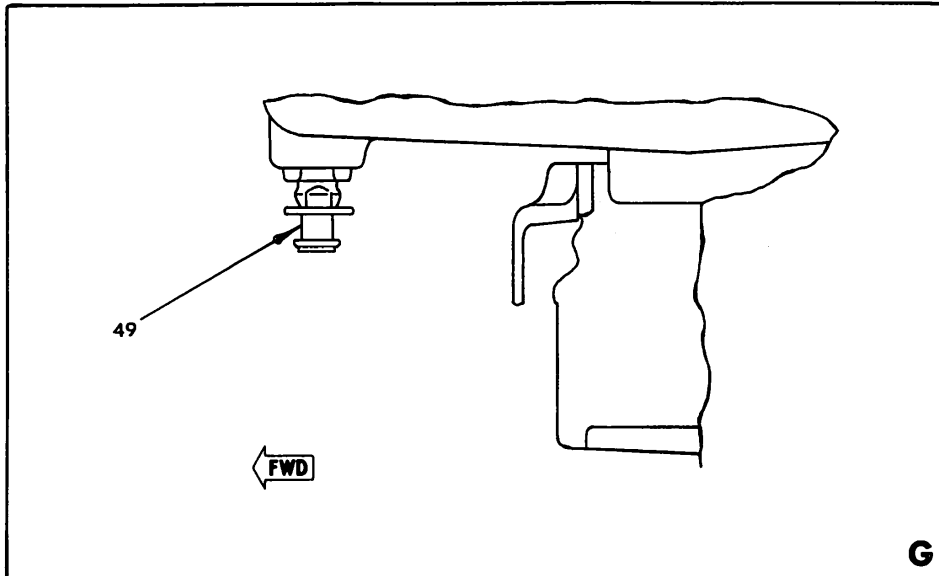
Figure & Index No.	Part Number	Nomenclature							Units Per Assy	Usable On Code	
		1	2	3	4	5	6	7			
71- 3 - - 1 - 2 - 3 - 4 - 5 - 6 - 7	505004-501	1		
	MS21919DG12	2		
	AN3 - 5	1		
	AN960 - 10	1		
	MS20363-1032	1		
	TY-27	2		
	MS39326-17	2		
	500006-5	1		
5505001-1	1			
505004-1	1			
MS21266-1N	1			



Engine and Accessories Installation (Sheet 1 of 3)
Figure 71-4



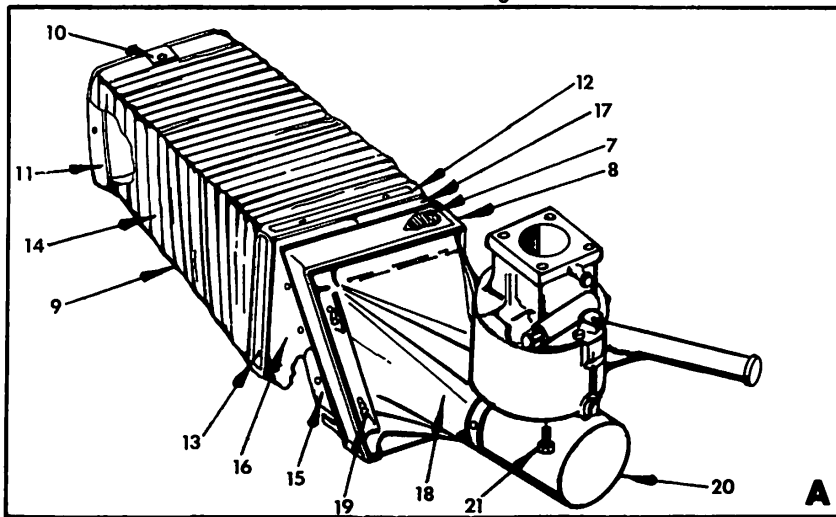
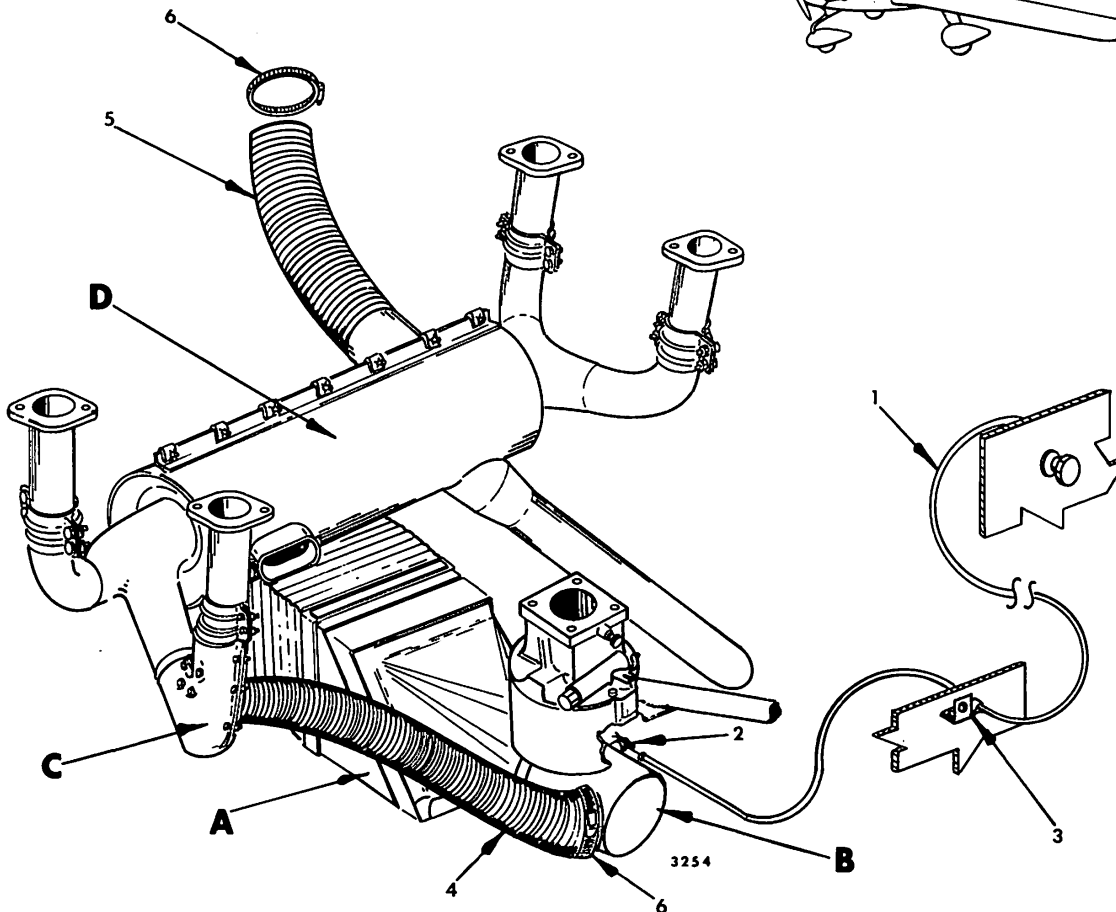
Engine and Accessories Installation (Sheet 2 of 3)
Figure 71-4



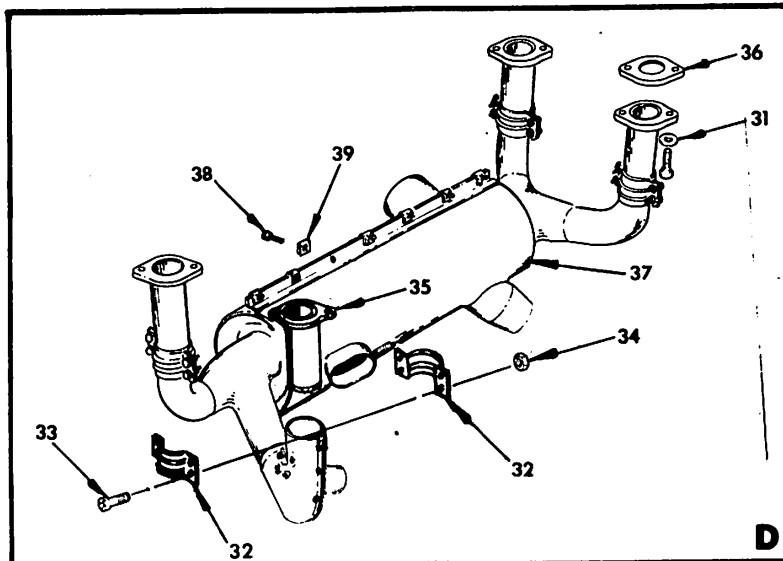
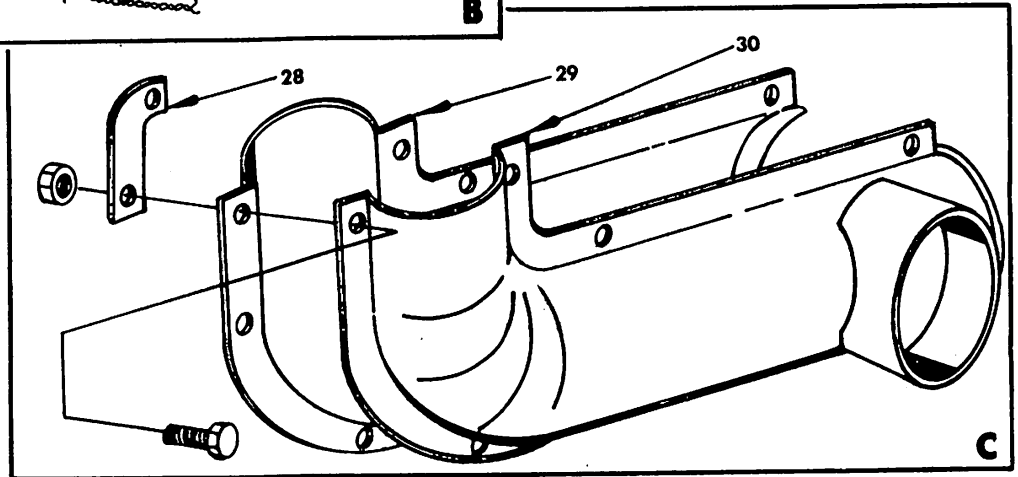

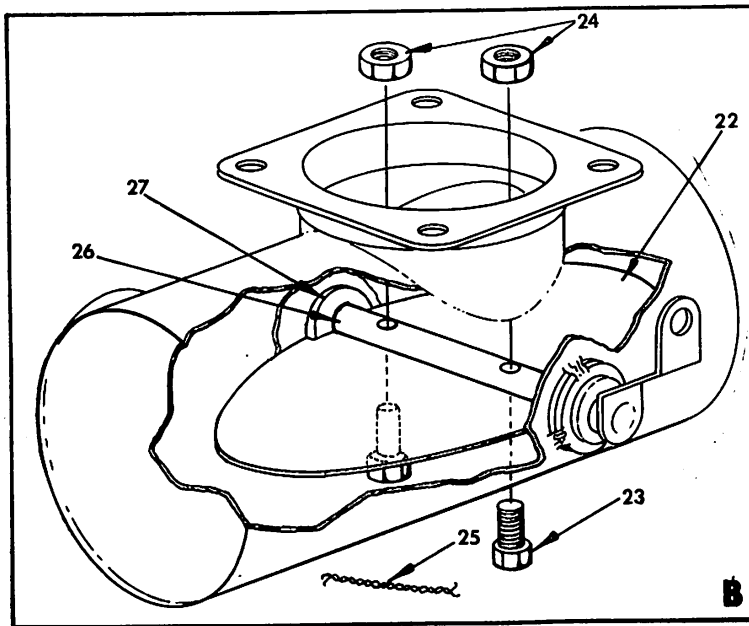
Engine and Accessories Installation (Sheet 3 of 3)
Figure 71-4

Figure & Index No.	Part Number	Nomenclature	Units Per Assy	Usable On Code		
					1	2
71- 4 -	500010-501	ENGINE AND ACCESSORIES INSTALLATION	NP			
	500010-502	AIR INTAKE AND EXHAUST INSTALLATION (SEE FIGURE 71-5 FOR DETAIL BREAKDOWN)	1			
	500009-501	ENGINE AND ACCESSORIES	1			
	505004-501	CRANKCASE BREATHER LINE INSTALLATION (SEE FIGURE 71-3 FOR DETAIL BREAKDOWN)	1			
- 1	501115-501	ENGINE MOUNT ASSEMBLY	1			
	AN535-2-2	SCREW	7			
	52-028-125-0875	ROLL PIN (ESNA)	4			
- 2	550110-15	SPACER	4			
	507001-1	CARBURETOR MIXTURE CONTROL (ATTACHING PARTS)	1			
- 3	MS24665-132	COTTER PIN	1			
- 4	3A-665-3/16	SWIVEL ASSEMBLY (V78190)	1			
- 5	MS21919DG3	CLAMP	1			
	AN526-1032R5	SCREW	1			
- 6	MS20364-1032	NUT	1			
	507005-1	THROTTLE CONTROL (ATTACHING PARTS)	1			
- 7	AN526-632R7	SCREW	4			
	MS20365-632C	NUT	4			
- 8	501112-7	RETAINER	1			
- 9	501112-11	RETAINER	1			
	501112-8	CLAMP	1			
-10	500006-9	COVER	1			
-11	CR2249-4-4	RIVET (V11815)	6			
-12	500006-8	SEAL	2			
-13	SB-562-6	BUSHING (V28520)	1			
-14	MS21919DG4	CLAMP	1			
	AN526-1032R8	SCREW	1			
-15	MS20364-1032	NUT	1			
	500006-10	TUBE	2			
-16	AN818-4D	NUT	4			
	MS20819-4D	SLEEVE	4			
-17	GAES1325 - 2 - 240F	HOSE ASSEMBLY (V98441)	1			
-18	446642-24	TACHOMETER SHAFT (V57733)	1			
-19	MS35490-12	GROMMET	1			
	MS21919DG12	CLAMP	2			
-20	AN526-1032R8	SCREW	2			
	MS20364-1032	NUT	2			
-21	102370-2	CUFF	1			
-22	MS35769-11	GASKET	1			
-23	362-EW	THERMISTOR (V57733)	1			
	500006-2	TUBE	1			
-24	AN815-4	UNION	1			
	AN818-4	NUT	2			
-25	MS20819-4	SLEEVE	2			
	MS29191DG13	CLAMP	1			
-26	AN526-1032R16	SCREW	1			
	AN970-3	WASHER	1			
-27	MS20364-1032	NUT	1			
	102370-1	CUFF	1			
-28	AN832-4	UNION	1			
	AN924-4D	NUT	1			
-29	AN960-716	WASHER	2			
	MS21919DG4	CLAMP	1			
-30	AN526-1032R8	SCREW	1			
	MS20364-1032	NUT	1			
-31	AN970-3	WASHER	1			
	5402005-501	GROUND STRAP ASSEMBLY (ATTACHING PARTS)	2			
-32	AN4-4A	BOLT	1			
	AN936B416	WASHER	1			
-33	AN960-416	WASHER	1			
	MS20364-428	NUT	1			

Figure & Index No.	Part Number	Nomenclature	Units Per Assy	Usable On Code
71- 4 -30	502001-501	STRAP ASSEMBLY (SEE FIGURE 71-6 FOR DETAIL BREAKDOWN.)	1	
	502001-3	WASHER	1	
	MS24665-132	COTTER PIN	1	
-31	502001-502	STRAP ASSEMBLY (SEE FIGURE 71-6 FOR DETAIL BREAKDOWN.)	1	
	502001-3	WASHER	1	
	MS24665-132	COTTER PIN	1	
-32	901038-501	RESTRICTOR ASSEMBLY	1	
-33	MS35265-77	SCREW	2	
	AN936A416	WASHER	1	
	AN960-416	WASHER	1	
-34	502009-504	BAFFLE ASSEMBLY, LH FRONT (SEE FIGURE 71-7 FOR DETAIL BREAKDOWN.)	1	
-35	502033-501	BAFFLE ASSEMBLY, RH FRONT (SEE FIGURE 71-7 FOR DETAIL BREAKDOWN.)	1	
-36	500207-501	BAFFLE ASSEMBLY, LH SIDE (SEE FIGURE 71-8 FOR DETAIL BREAKDOWN.)	1	
-37	502006-501	BAFFLE ASSEMBLY, RH SIDE (SEE FIGURE 71-8 FOR DETAIL BREAKDOWN.)	1	
-38	502036-501	BAFFLE ASSEMBLY, LH REAR (SEE FIGURE 71-9 FOR DETAIL BREAKDOWN.)	1	
-39	502028-502	BAFFLE ASSEMBLY, RH REAR (SEE FIGURE 71-9 FOR DETAIL BREAKDOWN.)	1	
-40	AN833-4	ELBOW	1	
	AN924-4D	NUT	1	
	AN960-716	WASHER	1	
-41	MS35265-80	SCREW	1	
	AN936A416	WASHER	1	
	500006-3	WASHER	1	
-42	GAES1021Z6-6	SCREW	11	
	A1181-6Z-1	NUT (V78533)	11	
-43	502017-1	BRACKET	1	
		(ATTACHING PARTS)		
	GAES1021Z6-6	SCREW	1	
-44	MS35265-80	SCREW	8	
	AN936A416	WASHER	8	
	500006-3	WASHER	8	
-45	J-7402-24	SHOCK MOUNTING KIT (V76005) (ATTACHING PARTS)	4	
	AN7-35A	BOLT	1	
	AN960-716	WASHER	2	
	MS20365-720C	NUT	1	
	5500014-1	WASHER, ENGINE ALIGNMENT ALTERNATE PARTS: 10397-1 (V46609) AND J-2218-61 (V76005)	AR	
-46	LK-862-1	BALL JOINT (V70436)	1	
	MS20364-1032	NUT	1	
-47	GAES1325-2-0190F	HOSE ASSEMBLY (V98441)	1	
-48	501112-501	BRACKET ASSEMBLY	1	
-49	BJ1000AH4T	DRAIN VALVE	1	
	3/32 X 5/32	LACE, FLAT (V76500)	AR	
-50	LEO26C-1	SPRING (V84830)	4	
-51	3502-10-78	WASHER (UNDER LEAD) (ESNA)	2	
	AN960-10L	WASHER (OVER LEAD)	2	
-52	502034-1	RETAINER	2	
-53	502034-2	RETAINER	2	
	1601-0410	RIVET (V19738)	16	



Air Intake and Exhaust Installation (Sheet 1 of 2)
Figure 71-5

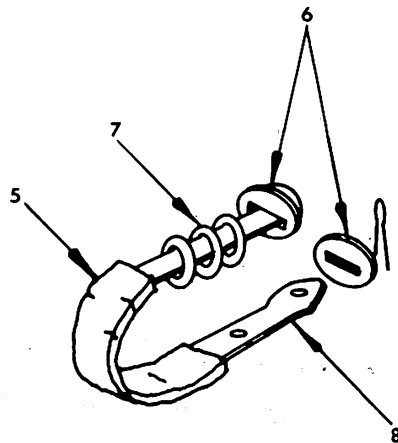
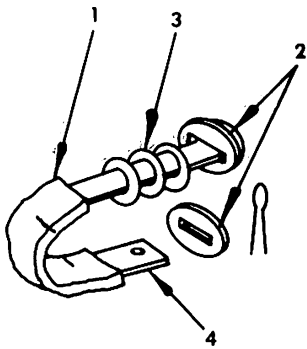



Air Intake and Exhaust Installation (Sheet 2 of 2)
Figure 71-5

Figure & Index No.	Part Number	Nomenclature	Units Per Assy	Usable On Code
71- 5 -	500010-502	AIR INTAKE AND EXHAUST INSTALLATION	NP	
- 1	507003-1	CARBURETOR HEAT CONTROL (ATTACHING PARTS)	1	
- 2	34-665-3/16 AN960-416	SWIVEL ASSEMBLY (V78190) WASHER	1 1	
- 3	MS24665-132 MS21919DG3 AN526-1032R6 AN743-13 MS20364-1032	COTTER PIN CLAMP SCREW BRACKET NUT	1 1 1 1 1	
- 4	503006-1	TUBE	1	
- 5	503006-2	TUBE	1	
- 6	QS100M-365	CLAMP (WRIGHT)	4	
- 7	132013	AIR FILTER (V00736)	1	
- 8	150006-002	GASKET (V00736) (ATTACHING PARTS)	1	
	AN526-103224 AN960-10	SCREW WASHER	4 4	
- 9	503012-502 GAES1021Z6-6	ADAPTER ASSEMBLY (ATTACHING PARTS) SCREW	1 1	
-10	A1784-6Z-1	SPEED NUT (V78533)	1	
-11	503012-4	RING (ATTACHING PARTS)	1	
	1601-0410 AN960-6L	RIVET (V19738) WASHER	4 4	
-12	503012-3	RETAINER (ATTACHING PARTS)	1	
	1601-0410	RIVET (V19738)	4	
-13	503012-2	RETAINER (ATTACHING PARTS)	3	
	1601-0410	RIVET (V19738)	3	
-14	503012-1	DUCT	1	
	503011-503	ADAPTER ASSEMBLY	1	
-15	503011-1	FLANGE (ATTACHING PARTS)	1	
	1601-0410	RIVET (V19738)	9	
	503011-502	RING ASSEMBLY	1	
-16	503011-2	RING	1	
-17	503011-3	RING (ATTACHING PARTS)	1	
	1601-0410	RIVET (V19738)	1	
-18	503002-502	ADAPTER ASSEMBLY (ATTACHING PARTS)	1	
	MS20470AD4-4 AN960-4L	RIVET WASHER	6 6	
-19	NAS680A3	NUTPLATE (ATTACHING PARTS)	4	
	1204-0306	RIVET (V19738)	2	

Figure & Index No.	Part Number	Nomenclature	Units Per Assy	Usable On Code		
					1	2
71- 5 -20	503001-501	VALVE ASSEMBLY, CARBURETOR AIR (ATTACHING PARTS)	1			
-21	AN74A3 MS20995C32	BOLT SAFETY WIRE	1 AR			
-22	503001-502 503001-7	HOUSING ASSEMBLY VALVE (ATTACHING PARTS)	1 1			
-23	MS35265-30	SCREW	2			
-24	MS21042-06	NUT	2			
-25	MS20995NC32	SAFETY WIRE	AR			
-26	503001-503	SHAFT ASSEMBLY (ATTACHING PARTS)	1			
-27	NAS1368N4C	GROMMET	2			
-28	503005-503 503004-4	CARBURETOR HEAT TUBE ASSEMBLY STRAP (ATTACHING PARTS)	1 2			
	AN526-832R6 MS20364-832C	SCREW NUT	1 1			
-29	503005-1 GAES1021Z6-6 NAS395-2-3	SHELL (ATTACHING PARTS) SCREW NUT	1 6 6			
-30	503004-504 504002-502	SHELL ASSEMBLY EXHAUST SYSTEM ASSEMBLY	1 1			
-31	AN936A516	WASHER	8			
-32	099005-401	NOTE: NUTS AND GASKETS SUPPLIED BY ENGINE MANUFACTURER. BEAD CLAMP HALF (V96941) (ATTACHING PARTS)	8			
-33	AN3-4A	BOLT	4			
-34	AN365-1032C	NUT	4			
-35	099001-102	RISER ASSEMBLY (V96941)	4			
-36	65321	GASKET (V80254)	4			
-37	099001-114	SHROUD ASSEMBLY (V96941) (ATTACHING PARTS)	1			
-38	TYPE 8-B	SCREW (V96941)	16			
-39	C6052-8Z-1	NUT (V78533)	16			
-40	099001-137 (-113) 503006-503	MUFFLER ASSEMBLY (V96941) AIRBOX AND ADAPTER ASSEMBLY	1 1			

*Notes: -137 is AA1 w/ Long Tail Pipe
-113 Same as AA-1A, -1B, w/o Resinator*



Engine Baffle Strap Assemblies
Figure 71-6

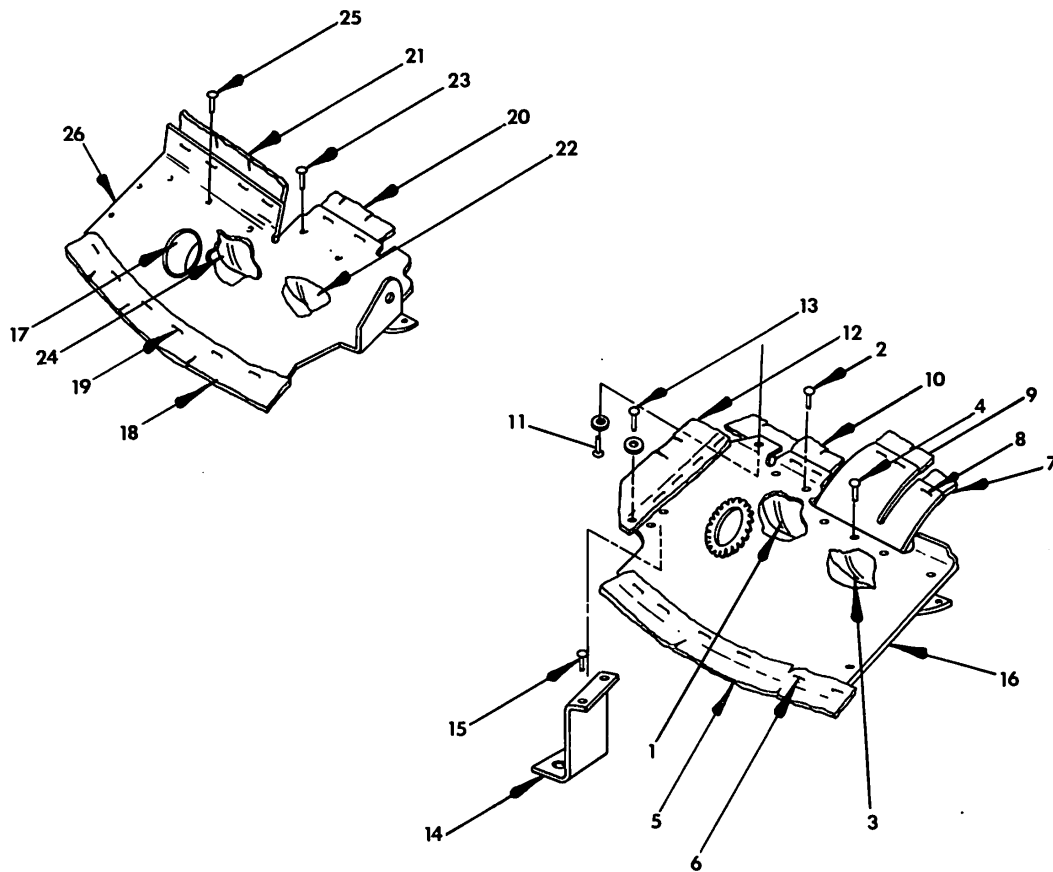

GRUMMAN AMERICAN AVIATION

AA-1C

ILLUSTRATED PARTS CATALOG

Figure & Index No.	Part Number	Nomenclature							Units Per Assy	Usable On Code
		1	2	3	4	5	6	7		
71- 6	502001-501	REF	
- 1	502001-4	1	
- 2	502001-3	2	
- 3	LC-038G-5	1	
- 4	502001-1	1	
	502001-502	REF	
- 5	502001-4	1	
- 6	502001-3	2	
- 7	LC-038G-5	1	
- 8	502001-2	1	

GRUMMAN AMERICAN AVIATION
AA-1C
ILLUSTRATED PARTS CATALOG



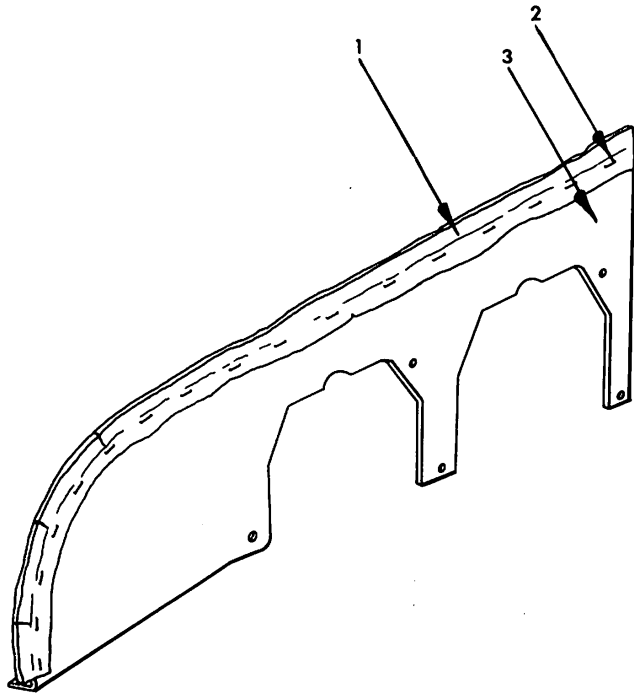
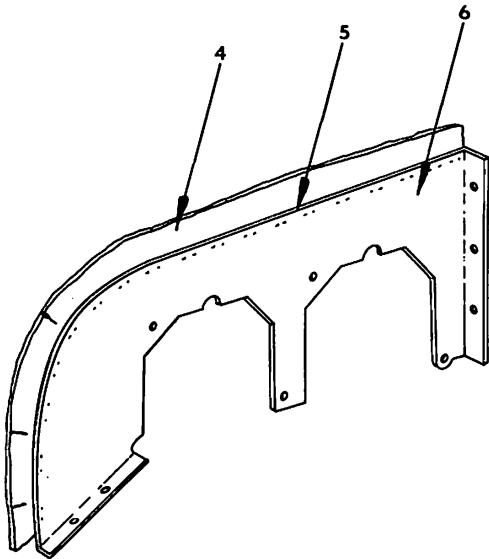

Engine Baffle Assemblies, Front
Figure 71-7

GRUMMAN AMERICAN AVIATION

AA-1C

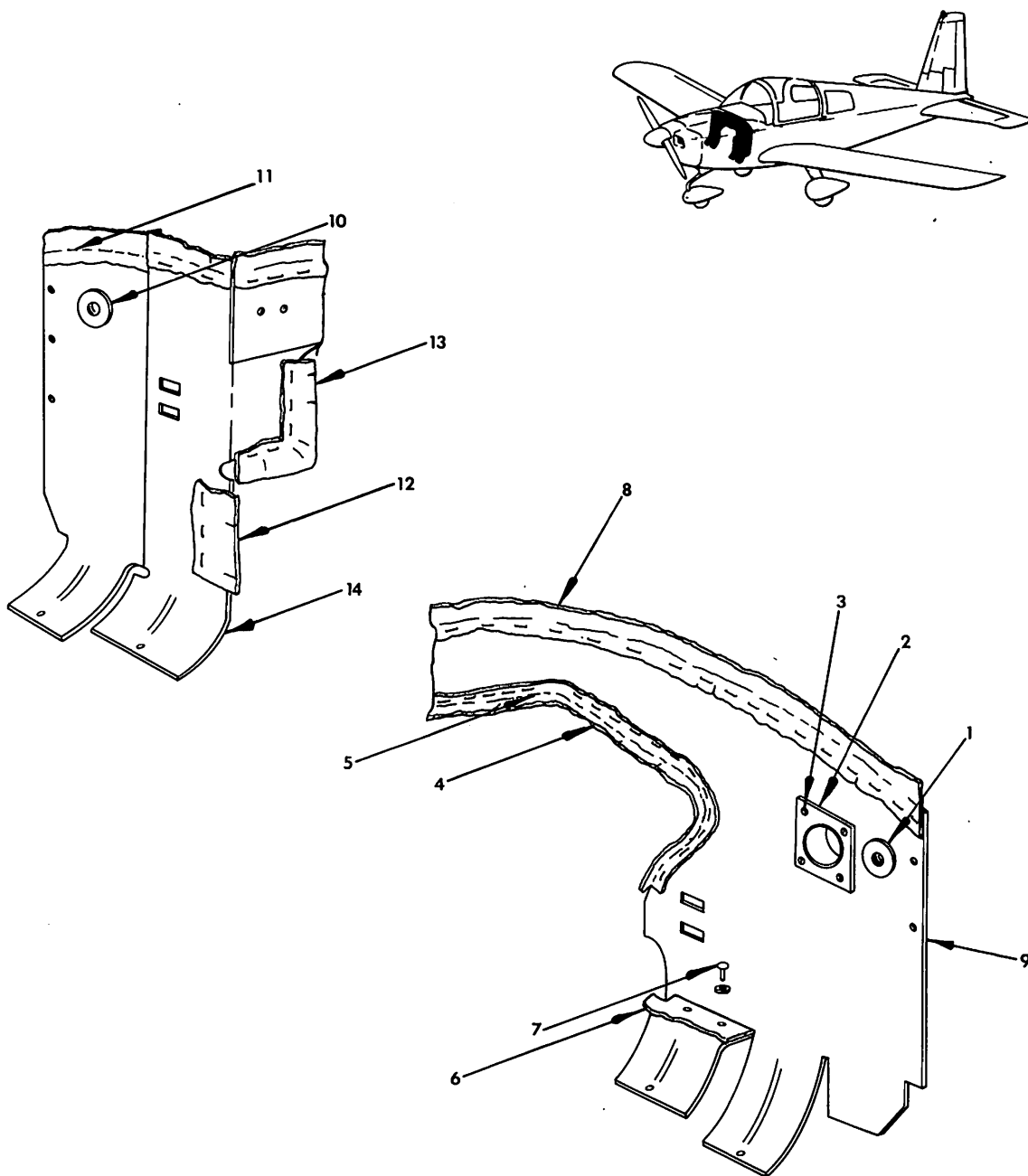
ILLUSTRATED PARTS CATALOG

Figure & Index No.	Part Number	Nomenclature 1 2 3 4 5 6 7	Units Per Assy	Usable On Code
71- 7	NO NUMBER	ENGINE BAFFLE ASSEMBLIES, FRONT	REF	
-	502009-504	BAFFLE ASSEMBLY, LH FRONT	REF	
- 1	502031-2	BAFFLE (ATTACHING PARTS)	1	
- 2	MS20470AD4-4	RIVET ALTERNATE PART: CR2249-4-2 (V11815)	2	
- 3	502031-1	BAFFLE (ATTACHING PARTS)	1	
- 4	MS20470AD4-4	RIVET ALTERNATE PART: CR2249-4-2 (V11815)	3	
- 5	502009-1	SEAL (ATTACHING PARTS)	1	
- 6	502009-7	METAL STITCH	AR	
- 7	502009-6	SEAL (ATTACHING PARTS)	1	
- 8	502009-7	METAL STITCH	AR	
- 9	502009-5	SEAL (ATTACHING PARTS)	1	
	502009-7	METAL STITCH	AR	
-10	502009-3	SEAL (ATTACHING PARTS)	1	
	502009-7	METAL STITCH	AR	
-11	1601-0410	RIVET (V19738)	1	
	AN960-6L	WASHER	1	
-12	502009-2	SEAL (ATTACHING PARTS)	1	
	502009-7	METAL STITCH	AR	
-13	1601-0410	RIVET (V19738)	1	
	AN960-6L	WASHER	1	
-14	502009-8	CLIP (ATTACHING PARTS)	1	
-15	1601-0410	RIVET (V19738)	2	
-16	502003-4	BAFFLE, LH FRONT	1	
	502033-501	BAFFLE ASSEMBLY, RH FRONT	REF	
-17	502015-1	TUBE, FLANGED	1	
-18	502033-2	SEAL (ATTACHING PARTS)	1	
-19	502033-1	METAL STITCH	AR	
-20	502033-4	SEAL (ATTACHING PARTS)	1	
	502033-1	METAL STITCH	AR	
-21	502033-3	SEAL (ATTACHING PARTS)	1	
	502033-1	METAL STITCH	AR	
-22	502031-2	BAFFLE (ATTACHING PARTS)	1	
-23	MS20470AD4-4	RIVET	2	
-24	502032-1	BAFFLE (ATTACHING PARTS)	1	
-25	MS20470AD4-4	RIVET	3	
-26	502004-3	BAFFLE	1	



Engine Baffle Assemblies, Side
Figure 71-8

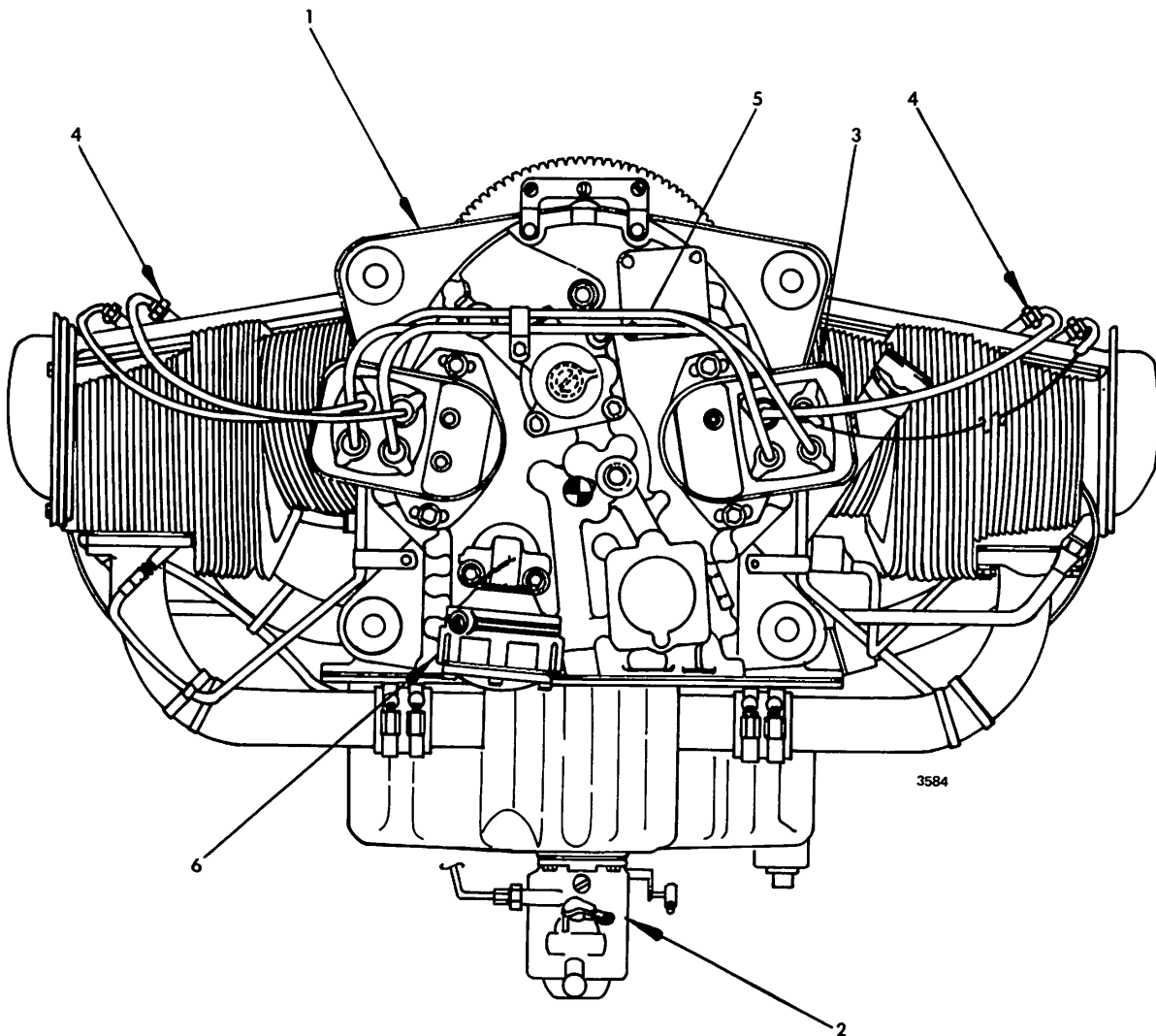

Figure & Index No.	Part Number	Nomenclature							Units Per Assy	Usable On Code
		1	2	3	4	5	6	7		
71- 8	NO NUMBER	REF	
-	502007-501	REF	
- 1	502007-1	1	
			
- 2	502007-2	AR	
			
- 3	502019-1	1	
	502006-501	REF	
- 4	502006-1	1	
			
- 5	502006-2	AR	
			
- 6	502018-1	1	



Engine Baffle Assemblies, Rear
Figure 71-9

GRUMMAN AMERICAN AVIATION
AA-1C
ILLUSTRATED PARTS CATALOG

Figure & Index No.	Part Number	Nomenclature							Units Per Assy	Usable On Code
		1	2	3	4	5	6	7		
71- 9	NO NUMBER	REF	
-	502036-501	REF	
- 1	MS35490-15	1	
- 2	804039-502	1	
- 3	MS20470AD4	4	
	502015-1	1	
	804039-1	1	
- 4	502036-1	1	
- 5	502036-2	AR	
- 6	502029-4	1	
- 7	1601-0512	2	
	AN960-8L	2	
- 8	502029-5	1	
	502036-2	AR	
- 9	502036-3	1	
	502028-502	REF	
-10	MS35490-15	1	
	502028-1	1	
-11	502028-3	AR	
-12	502028-2	1	
	502028-3	AR	
-13	502028-4	1	
	502028-3	AR	
-14	502021-2	1	



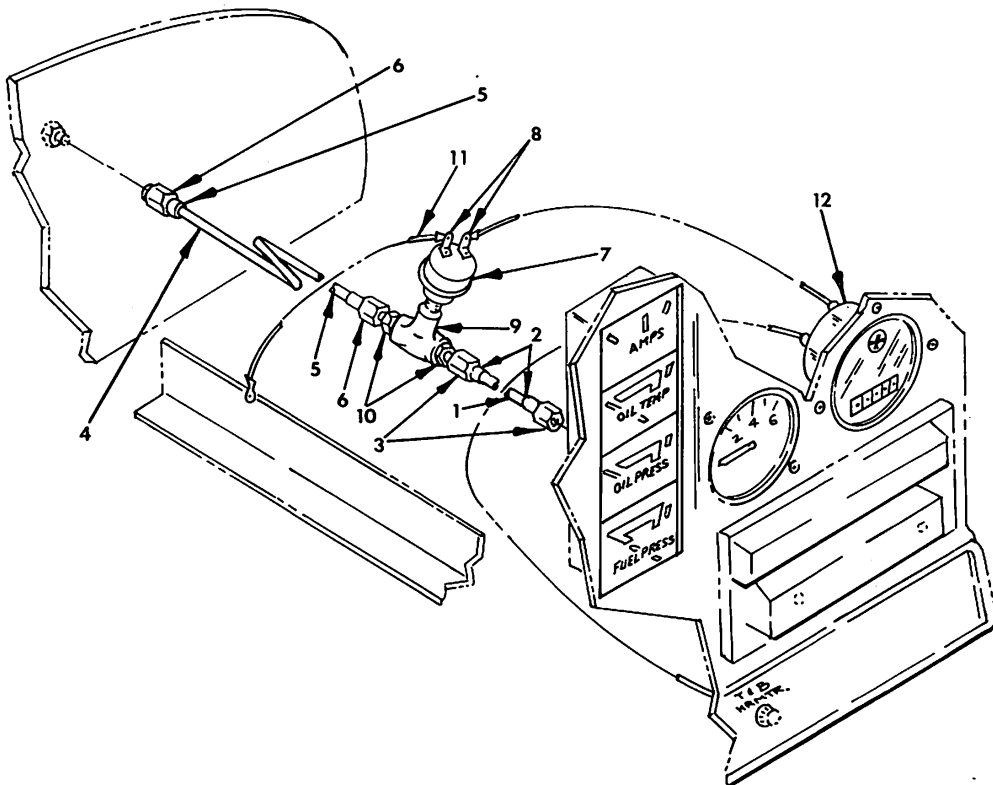

Power Plant Buildup
Figure 71-10



Figure & Index No.	Part Number	Nomenclature							Units Per Assy	Usable On Code
		1	2	3	4	5	6	7		
71- 10	NO NUMBER	POWER PLANT BUILDUP							NP	
-	500009-501	ENGINE AND ACCESSORIES							NP	
- 1	0-235-L2C	ENGINE (V80254)							1	
		NOTE: REFER TO LYCOMING PUBLICATIONS FOR PARTS, ACCESSORIES, AND OTHER INFORMATION REGARDING THE AIRPLANE ENGINE.								
- 2	10-3103-1	CARBURETOR, TYPE MA-3A							1	
- 3	NO NUMBER	SLICK IMPULSE COUPLING, LEFT MAGNETO							1	
- 4	REM38E	SPARK PLUGS (V80254)							6	
		NOTE: REFER TO CURRENT LYCOMING SERVICE INSTRUCTIONS FOR APPROVED ALTERNATES.								
- 5	NO NUMBER	SHIELDED IGNITION SYSTEM (V09033)							1	
- 6	TYPE JG	FUEL PUMP (AC)							1	
	NO NUMBER	ALTERNATOR WITH BRACKET AND BELT, 12 VOLT, 60 AMPERE (V19728)							1	
	NO NUMBER	VOLTAGE REGULATOR, 12-VOLT, SOLID STATE							1	
	NO NUMBER	STARTER, 12-VOLT (V19728)							1	

CHAPTER 77
ENGINE INDICATING
TABLE OF CONTENTS

SUBJECT	FIGURE NUMBER
HOURMETER INSTALLATION	77-1
INSTRUMENT CLUSTER ASSEMBLY AND INSTALLATION	77-2

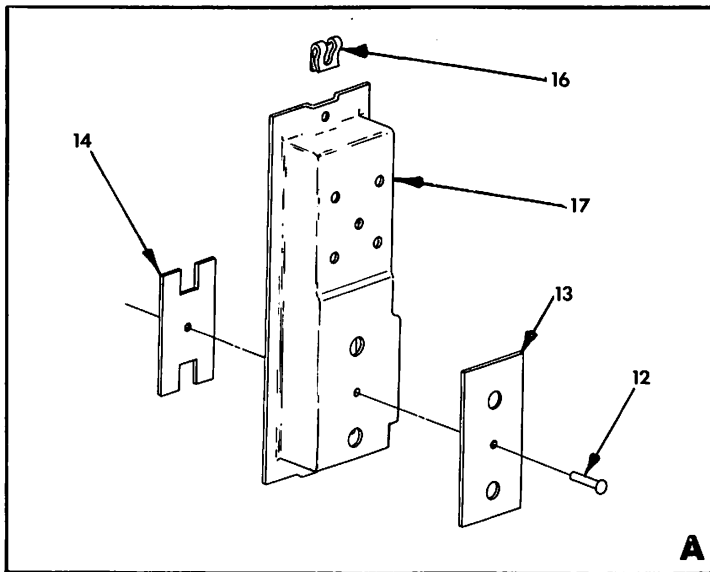
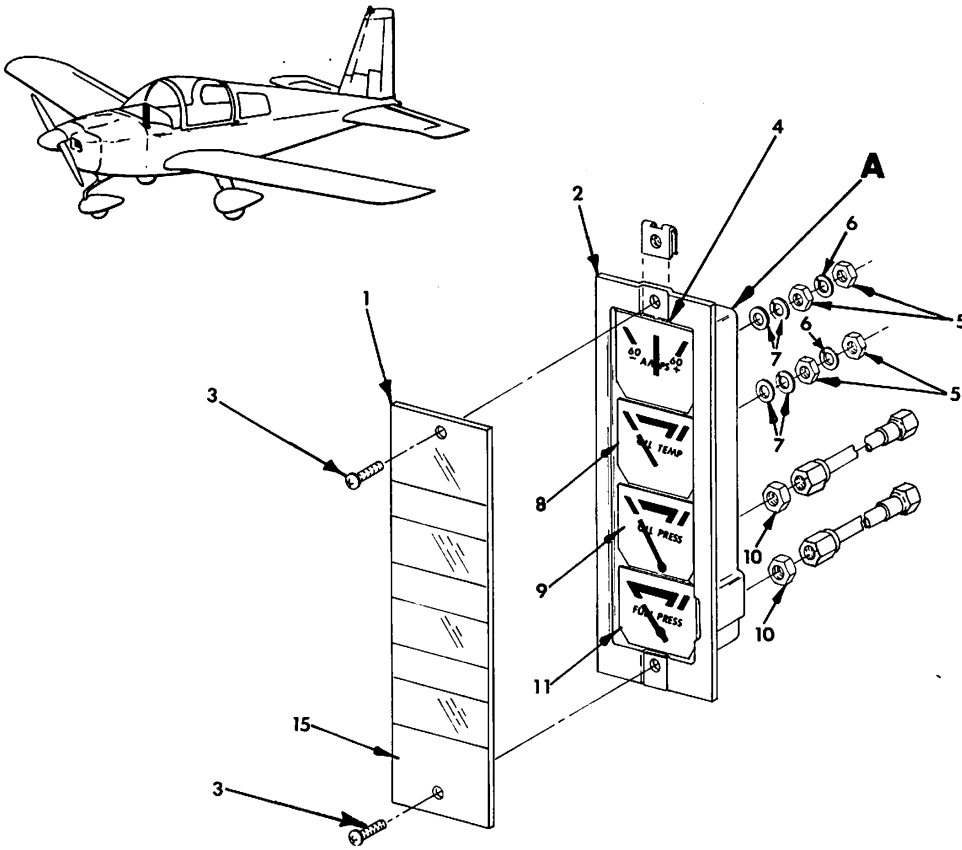


Hourmeter Installation
Figure 77-1

GRUMMAN AMERICAN AVIATION

**AA-1C
ILLUSTRATED PARTS CATALOG**

Figure & Index No.	Part Number	Nomenclature							Units Per Assy	Usable On Code
		1	2	3	4	5	6	7		
77- 1 -	804005-501	AR	
	804005-503	1	
- 1	804005-2	1	
- 2	MS20819-4D	2	
- 3	AN818-4D	2	
	804005-506	1	
- 4	804005-4	1	
- 5	MS20819-4D	2	
- 6	AN818-4D	2	
- 7	2904-81-H	1	
	40558	1	
- 8	31902	2	
- 9	AN917-1D	1	
-10	AN816-4D	2	
-11	51DF3	1	
-12	M-5600	1	
	771	1	
	771-4/50	1	



Instrument Cluster Assembly and Installation
Figure 77-2

GRUMMAN AMERICAN AVIATION

AA-1C

ILLUSTRATED PARTS CATALOG

Figure & Index No.	Part Number	Nomenclature							Units Per Assy	Usable On Code
		1	2	3	4	5	6	7		
77- 2	NO NUMBER	INSTRUMENT CLUSTER ASSEMBLY AND INSTALLATION							NP	
- 1	5801015-2	GLASS							REF	
- 2	5801010-501	CLUSTER ASSEMBLY (SEE FIGURE 34-3 FOR NHA.)							REF	
		(ATTACHING PARTS)								
- 3	GAES1021Z8-8B	SCREW							REF	
- 4	440450	AMMETER (V57733) (ATTACHING PARTS)							1	
- 5	AN341-10	NUT							4	
- 6	AN935-10L	WASHER							4	
- 7	AN960-10L	WASHER							2	
		(ATTACHING PARTS)								
- 8	442799-P	OIL TEMPERATURE GAGE (V57733) (ATTACHING PARTS)							1	
		(ATTACHING PARTS)								
	AN341-10	NUT							4	
	AN935-10L	WASHER							4	
	AN960-10L	WASHER							4	
- 9	444646-P	OIL PRESSURE GAGE (V57733) (ATTACHING PARTS)							1	
-10	AC-356-720	NUT (V78533)							1	
-11	444616-P	FUEL PRESSURE GAGE (V57733) (ATTACHING PARTS)							1	
		(ATTACHING PARTS)								
	AC-356-720	NUT (V78533)							1	
	5801015-501	INSTRUMENT CLUSTER CASE ASSEMBLY							1	
-12	1601-0512	RIVET (V19738)							1	
-13	801015-2	DOUBLER							1	
-14	801015-3	DOUBLER							1	
-15	5801015-3	DECAL							AR	
-16	NAS395-13-1	CLIP NUT							2	
-17	5801015-1	CASE							1	

CHAPTER 79

OIL

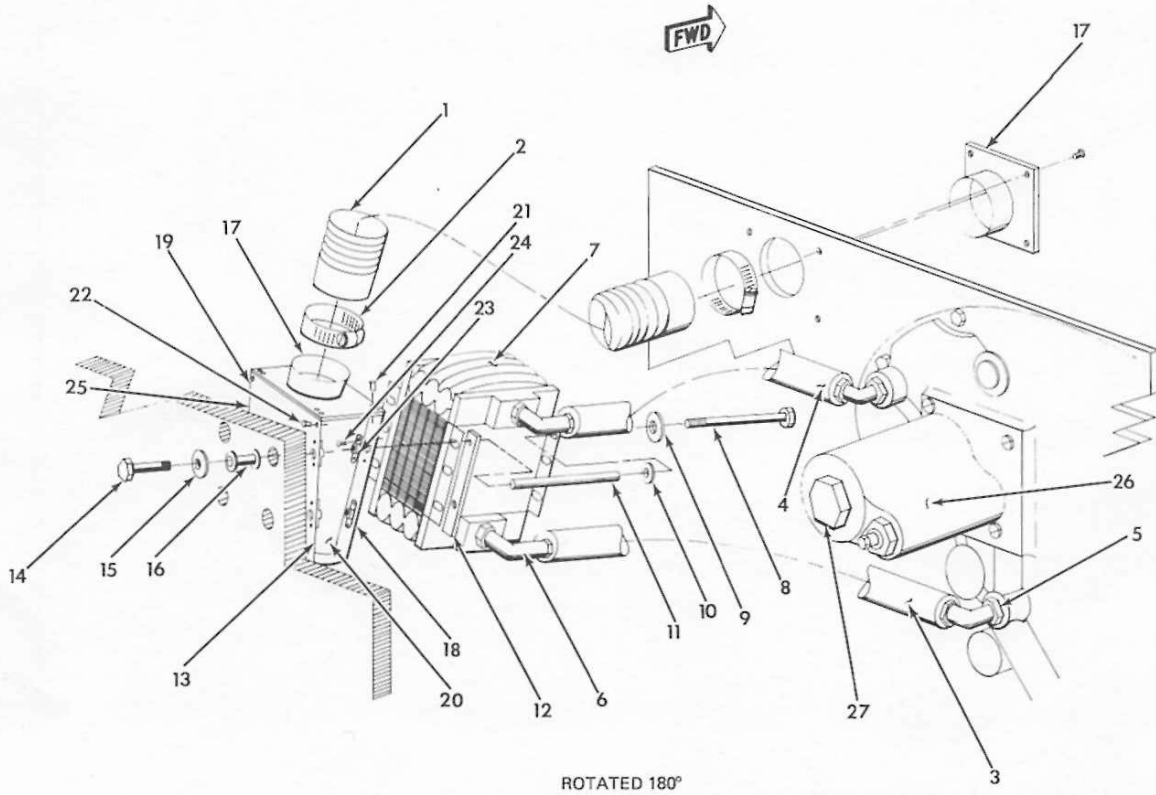
TABLE OF CONTENTS

SUBJECT

OIL COOLER INSTALLATION

**FIGURE
NUMBER**

79-2



Oil Cooler Installation
Figure 79-1

GRUMMAN AMERICAN AVIATION

AA-1C

ILLUSTRATED PARTS CATALOG

Figure & Index No.	Part Number	Nomenclature 1 2 3 4 5 6 7	Units Per Assy	Usable On Code
79- 1	804061-501	OIL COOLER INSTALLATION	NP	
- 1	804039-4	HOSE	1	
		(ATTACHING PARTS)		
- 2	OS100M36S	CLAMP (WRIGHT)	2	
- 3	111F417-6-0180	HOSE ASSEMBLY (V98441)	1	
- 4	111F417-6-0120	HOSE ASSEMBLY (V98441)	1	
- 5	AN912-2	REDUCER	2	
- 6	MS20823-6	ELBOW, 45°	4	
- 7	5505002-1 10578 ()	OIL COOLER	1	
		(ATTACHING PARTS)		
- 8	AN3H42A	BOLT	4	
- 9	AN970-3	WASHER	4	
-10	AN960-10	WASHER	4	
-11	5902000-1	SPACER	4	
	MS20995C32	LOCKWIRE	AR	
-12	5902001-1	DOUBLER	2	
-13	804062-501	SUPPORT ASSEMBLY	1	
		(ATTACHING PARTS)		
-14	AN3-10A	BOLT	4	
-15	AN970-3	WASHER	4	
-16	902015-1	BUSHING	4	
-17	804039-502	PLATE ASSEMBLY	1	
-18	804062-3	FRONT	1	
-19	804062-1	BRACKET (LH)	1	
-20	804062-2	BRACKET (RH)	1	
		(ATTACHING PARTS)		
-21	MS20470AD3	RIVET	8	
-22	MS20426AD3	RIVET	6	
-23	NAS680A3	ANCHOR NUT	8	
		(ATTACHING PARTS)		
-24	MS20426AD3	RIVET	2	
-25	804062-4	GASKET	1	
-26	65910	HOUSING (V80254)	1	
-27	75944	THERMO BYPASS VALVE (V80254)	1	
		(ATTACHING PARTS)		
	STD-1646	BOLT (V80254)	4	
	STD-8	WASHER (V80254)	4	
	STD-160	WASHER (V80254)	4	

**AA-5 SERIES
ILLUSTRATED PARTS CATALOG**

CHAPTER 80

STARTING

REFER TO APPLICABLE AVCO LYCOMING AIRCRAFT ENGINE PARTS CATALOG.